

UCLA
Contemporary Music Score Collection

Title

Artefacts of Presence

Permalink

<https://escholarship.org/uc/item/5ph8k024>

Author

Moroz, Solomiya

Publication Date

2020

artefacts of presence

for violin, video and live electronics

Solomiya Moroz

Artefacts of Presence Violin techniques Legend



circular bow close to the bridge



gradually increasing bow pressure - becoming scratch tone, from tone to scratch



decreasing bow pressure from scratch to tone



increased bow pressure - scratch tone



when a cell is in between brackets it represents loose timing, where the contents could be repeated or improvised if it fits the electronics part



open notation, for the first and third notes which are chosen at random somewhere on the G string



pedals to be triggered by the violinist

fiddle detaché

lighter bow, like in a gypsy (or Ukrainian) fiddle tradition; recording provided to become more familiar with the style, play along with the recording of Hraj abo Hroszhi Widdaj provided for practice

ARTEFACTS OF PRESENCE

for violin, video and live electronics

S.Moroz

♩=100

Violin

Tape 1

Tape 2

Violin part: 4/4 time signature. Measure 1: mp , gliss., p . Measure 2: p . Measure 3: pp . A circled '1' is above the staff in measure 2. Tapes 1 and 2 are silent.

4

Vln.

Tp1

Tp2

Vln. part: Measure 4: mp . Measure 5: pp . Measure 6: mp . Measure 7: mp , **accel.**. A circled '1' is above the staff in measure 5. Tapes 1 and 2 are silent.

8

Vln.

Tp1

Tp2

Vln. part: Measure 8: mf . Measure 9: p . Measure 10: p , Video. Measure 11: p . A circled '1' is above the staff in measure 10. A box with '1' is above measure 9. Tapes 1 and 2 are silent.

12

Vln.

Tp1

Tp2

Vln. part: Measure 12: mf . Measure 13: p . Measure 14: p , Video. Measure 15: p . A circled '1' is above the staff in measure 14. A box with '1' is above measure 13. Tapes 1 and 2 are silent.

16

Vln.

20

Vln.

mf

Tape 1

2

3

Vln.

mf

3

mf

Tp. 1

3

3

25

Vln.

Tp. 1

3

30

Vln.

Tp. 1

Vln.

3

Vln.

3

mf

3

mf

3

Vln.

35

p

mf

mf

3

mf

Vln.

mf

3

3

3

40

Vln.

mf

Trp. 1

Trp. 2

Vln.

Trp. 1

Trp. 2

Listen to manipulated playback and enter into a dialogue with it

45

Vln.

Trp.

Playback of manipulated playback

3

50

Vln.

Trp.

55

Vln.

Trp.

3

57

Vln. *mf*

4 5

3

Tp1

Tp2

62

Vln. *p*

4 sec 10

Tp1 *rit.* freeze VIDEO: saw 4 sec 10 6

Tp2

65

Vln. *f* air bow col legno/half bow $\text{♩} = 120$

6 14 10 10 woodcut

Tp2

68

Vln. *mf* knocking *

Tp2 knocking 4


72

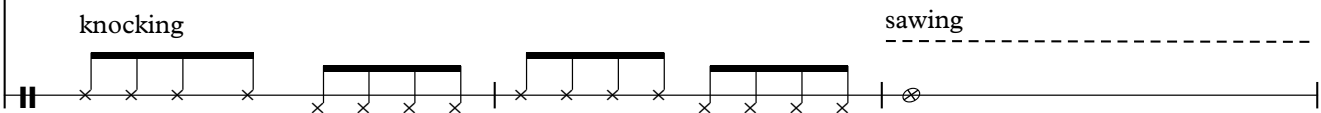
Vln. drilling

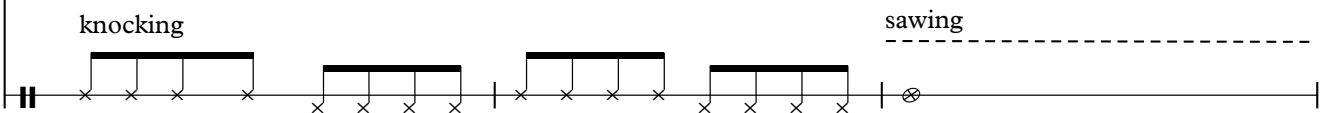
Tp2

*ricochet like bowing col legno/bow hair


76

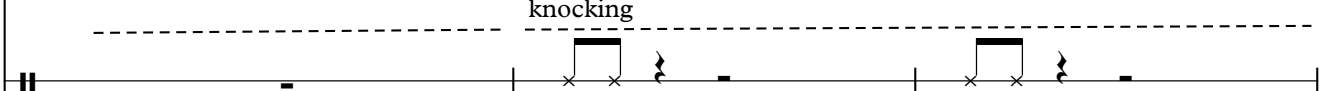
Vln. 

knocking 


sawing 

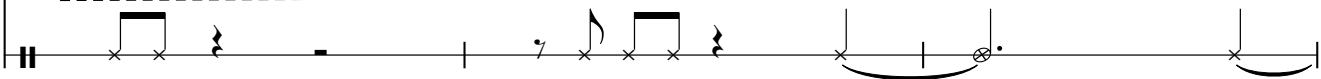
79 *col legno*

Vln. 


knocking 


82


Vln. 

knocking 

85

Vln. 

col legno 


cymbals melody 

88 *simile*

Vln. 



91

Vln. 



94 *arco col legno*

Vln.

Tp2

97

Vln.

Tp2

100

Vln.

Tp2

kolomijka radio
30 sec

104

Vln.

Tp2

108

Vln.

Tp2

112

Vln.

Tp2

8

115 **3X** *ricochet* *****

stop the loop with moving the bow all the way down after glissando

f *f*

finding the speed of the song from slow to regular speed with a bow

Vln.

Tp2

118 **7** *fiddle detaché*

mf

video forward

Vln.

Tp2

121

video in reverse

Vln.

Tp2

124

Vln.

Tp2

126 *sul tasto* *normal*

f

video forward

Vln.

Tp2

128 *sul tasto*

Vln.

Tp2

131 *sul tasto*

Vln.

Tp2

133

Vln.

Tp2

start moving forward away from centre screen position

video forward

135

Vln.

Tp2

video in reverse

137

Vln.

Tp2

video skipping

139

Vln.

Tp2

accel. freeze

with tutti band

142

Vln. start moving forward away from centre screen position

mf

Tp2

146

Vln.

Tp2

149

Vln.

f

Tp2