

UC Irvine

UC Irvine Previously Published Works

Title

Search for the radiative transitions $\psi(3770) \rightarrow \gamma \eta_c$ and $\gamma \eta_c(2S)$

Permalink

<https://escholarship.org/uc/item/5rs6s1g4>

Journal

Physical Review D, 89(11)

ISSN

2470-0010

Authors

Ablikim, M

Achasov, MN

Ai, XC

et al.

Publication Date

2014-06-01

DOI

10.1103/physrevd.89.112005

Copyright Information

This work is made available under the terms of a Creative Commons Attribution License, available at <https://creativecommons.org/licenses/by/4.0/>

Peer reviewed

Search for the radiative transitions $\psi(3770) \rightarrow \gamma\eta_c$ and $\gamma\eta_c(2S)$

M. Ablikim¹, M. N. Achasov^{8,a}, X. C. Ai¹, O. Albayrak⁴, M. Albrecht³, D. J. Ambrose⁴¹, F. F. An¹, Q. An⁴², J. Z. Bai¹, R. Baldini Ferroli^{19A}, Y. Ban²⁸, J. V. Bennett¹⁸, M. Bertani^{19A}, J. M. Bian⁴⁰, E. Boger^{21,e}, O. Bondarenko²², I. Boyko²¹, S. Braun³⁷, R. A. Briere⁴, H. Cai⁴⁷, X. Cai¹, O. Cakir^{36A}, A. Calcaterra^{19A}, G. F. Cao¹, S. A. Cetin^{36B}, J. F. Chang¹, G. Chelkov^{21,b}, G. Chen¹, H. S. Chen¹, J. C. Chen¹, M. L. Chen¹, S. J. Chen²⁶, X. Chen¹, X. R. Chen²³, Y. B. Chen¹, H. P. Cheng¹⁶, X. K. Chu²⁸, Y. P. Chu¹, D. Cronin-Hennessy⁴⁰, H. L. Dai¹, J. P. Dai¹, D. Dedovich²¹, Z. Y. Deng¹, A. Denig²⁰, I. Denysenko²¹, M. Destefanis^{45A,45C}, W. M. Ding³⁰, Y. Ding²⁴, C. Dong²⁷, J. Dong¹, L. Y. Dong¹, M. Y. Dong¹, S. X. Du⁴⁹, J. Z. Fan³⁵, J. Fang¹, S. S. Fang¹, S. S. Fang¹, Y. Fang¹, L. Fava^{45B,45C}, C. Q. Feng⁴², C. D. Fu¹, O. Fuks^{21,e}, Q. Gao¹, Y. Gao³⁵, C. Geng⁴², K. Goetzen⁹, W. X. Gong¹, W. Gradl²⁰, M. Greco^{45A,45C}, M. H. Gu¹, Y. T. Gu¹¹, Y. H. Guan¹, A. Q. Guo²⁷, L. B. Guo²⁵, T. Guo²⁵, Y. P. Guo²⁰, Y. L. Han¹, F. A. Harris³⁹, K. L. He¹, M. He¹, Z. Y. He²⁷, T. Held³, Y. K. Heng¹, Z. L. Hou¹, C. Hu²⁵, H. M. Hu¹, J. F. Hu³⁷, T. Hu¹, G. M. Huang⁵, G. S. Huang⁴², H. P. Huang⁴⁷, J. S. Huang¹⁴, L. Huang¹, X. T. Huang³⁰, Y. Huang²⁶, T. Hussain⁴⁴, C. S. Ji⁴², Q. Ji¹, Q. P. Ji²⁷, X. B. Ji¹, X. L. Ji¹, L. L. Jiang¹, L. W. Jiang⁴⁷, X. S. Jiang¹, J. B. Jiao³⁰, Z. Jiao¹⁶, D. P. Jin¹, S. Jin¹, T. Johansson⁴⁶, N. Kalantar-Nayestanaki²², X. L. Kang¹, X. S. Kang²⁷, M. Kavatsyuk²², B. Kloss²⁰, B. Kopf³, M. Kornicer³⁹, W. Kuehn³⁷, A. Kupsc⁴⁶, W. Lai¹, J. S. Lange³⁷, M. Lara¹⁸, P. Larin¹³, M. Leyhe³, C. H. Li¹, Cheng Li⁴², Cui Li⁴², D. Li¹⁷, D. M. Li⁴⁹, F. Li¹, G. Li¹, H. B. Li¹, J. C. Li¹, K. Li³⁰, K. Li¹², Lei Li¹, P. R. Li³⁸, Q. J. Li¹, T. Li³⁰, W. D. Li¹, W. G. Li¹, X. L. Li³⁰, X. N. Li¹, X. Q. Li²⁷, Z. B. Li³⁴, H. Liang⁴², Y. F. Liang³², Y. T. Liang³⁷, D. X. Lin¹³, B. J. Liu¹, C. L. Liu⁴, C. X. Liu¹, F. H. Liu³¹, Fang Liu¹, Feng Liu⁵, H. B. Liu¹¹, H. H. Liu¹⁵, H. M. Liu¹, J. Liu¹, J. P. Liu⁴⁷, K. Liu³⁵, K. Y. Liu²⁴, P. L. Liu³⁰, Q. Liu³⁸, S. B. Liu⁴², X. Liu²³, Y. B. Liu²⁷, Z. A. Liu¹, Zhiqiang Liu¹, Zhiqing Liu²⁰, H. Loehner²², X. C. Lou^{1,c}, G. R. Lu¹⁴, H. J. Lu¹⁶, H. L. Lu¹, J. G. Lu¹, X. R. Lu³⁸, Y. Lu¹, Y. P. Lu¹, C. L. Luo²⁵, M. X. Luo⁴⁸, T. Luo³⁹, X. L. Luo¹, M. Lv¹, F. C. Ma²⁴, H. L. Ma¹, Q. M. Ma¹, S. Ma¹, T. Ma¹, X. Y. Ma¹, F. E. Maas¹³, M. Maggiora^{45A,45C}, Q. A. Malik⁴⁴, Y. J. Mao²⁸, Z. P. Mao¹, J. G. Messchendorp²², J. Min¹, T. J. Min¹, R. E. Mitchell¹⁸, X. H. Mo¹, Y. J. Mo⁵, H. Moeini²², C. Morales Morales¹³, K. Moriya¹⁸, N. Yu. Muchnoi^{8,a}, H. Muramatsu⁴⁰, Y. Nefedov²¹, F. Nerling¹³, I. B. Nikolaev^{8,a}, Z. Ning¹, S. Nisar⁷, X. Y. Niu¹, S. L. Olsen²⁹, Q. Ouyang¹, S. Pacetti^{19B}, M. Pelizaeus³, H. P. Peng⁴², K. Peters⁹, J. L. Ping²⁵, R. G. Ping¹, R. Poling⁴⁰, M. Qi²⁶, S. Qian¹, C. F. Qiao³⁸, L. Q. Qin³⁰, N. Qin⁴⁷, X. S. Qin¹, Y. Qin²⁸, Z. H. Qin¹, J. F. Qiu¹, K. H. Rashid⁴⁴, C. F. Redmer²⁰, M. Ripka²⁰, G. Rong¹, X. D. Ruan¹¹, A. Sarantsev^{21,d}, K. Schoenning⁴⁶, S. Schumann²⁰, W. Shan²⁸, M. Shao⁴², C. P. Shen², X. Y. Shen¹, H. Y. Sheng¹, M. R. Shepherd¹⁸, W. M. Song¹, X. Y. Song¹, S. Spataro^{45A,45C}, B. Spruck³⁷, G. X. Sun¹, J. F. Sun¹⁴, S. S. Sun¹, Y. J. Sun⁴², Y. Z. Sun¹, Z. J. Sun¹, Z. T. Sun⁴², C. J. Tang³², X. Tang¹, I. Tapan^{36C}, E. H. Thorndike⁴¹, D. Toth⁴⁰, M. Ullrich³⁷, I. Uman^{36B}, G. S. Varner³⁹, B. Wang²⁷, D. Wang²⁸, D. Y. Wang²⁸, K. Wang¹, L. L. Wang¹, L. S. Wang¹, M. Wang³⁰, P. Wang¹, P. L. Wang¹, Q. J. Wang¹, S. G. Wang²⁸, W. Wang¹, X. F. Wang³⁵, Y. D. Wang^{19A}, Y. F. Wang¹, Y. Q. Wang²⁰, Z. Wang¹, Z. G. Wang¹, Z. H. Wang⁴², Z. Y. Wang¹, D. H. Wei¹⁰, J. B. Wei²⁸, P. Weidenkaff²⁰, S. P. Wen¹, M. Werner³⁷, U. Wiedner³, M. Wolke⁴⁶, L. H. Wu¹, N. Wu¹, Z. Wu¹, L. G. Xia³⁵, Y. Xia¹⁷, D. Xiao¹, Z. J. Xiao²⁵, Y. G. Xie¹, Q. L. Xiu¹, G. F. Xu¹, L. Xu¹, Q. J. Xu¹², Q. N. Xu³⁸, X. P. Xu³³, Z. Xue¹, L. Yan⁴², W. B. Yan⁴², W. C. Yan⁴², Y. H. Yan¹⁷, H. X. Yang¹, L. Yang⁴⁷, Y. Yang⁵, Y. X. Yang¹⁰, H. Ye¹, M. Ye¹, M. H. Ye⁶, B. X. Yu¹, C. X. Yu²⁷, H. W. Yu²⁸, J. S. Yu²³, S. P. Yu³⁰, C. Z. Yuan¹, W. L. Yuan²⁶, Y. Yuan¹, A. Yuncu^{36B}, A. A. Zafar⁴⁴, A. Zallo^{19A}, S. L. Zang²⁶, Y. Zeng¹⁷, B. X. Zhang¹, B. Y. Zhang¹, C. Zhang²⁶, C. B. Zhang¹⁷, C. C. Zhang¹, D. H. Zhang¹, H. H. Zhang³⁴, H. Y. Zhang¹, J. J. Zhang¹, J. Q. Zhang¹, J. W. Zhang¹, J. Y. Zhang¹, J. Z. Zhang¹, S. H. Zhang¹, X. J. Zhang¹, X. Y. Zhang³⁰, Y. Zhang¹, Y. H. Zhang¹, Z. H. Zhang⁵, Z. P. Zhang⁴², Z. Y. Zhang⁴⁷, G. Zhao¹, J. W. Zhao¹, Lei Zhao⁴², Ling Zhao¹, M. G. Zhao²⁷, Q. Zhao¹, Q. W. Zhao¹, S. J. Zhao⁴⁹, T. C. Zhao¹, X. H. Zhao²⁶, Y. B. Zhao¹, Z. G. Zhao⁴², A. Zhemchugov^{21,e}, B. Zheng⁴³, J. P. Zheng¹, Y. H. Zheng³⁸, B. Zhong²⁵, L. Zhou¹, Li Zhou²⁷, X. Zhou⁴⁷, X. K. Zhou³⁸, X. R. Zhou⁴², X. Y. Zhou¹, K. Zhu¹, K. J. Zhu¹, X. L. Zhu³⁵, Y. C. Zhu⁴², Y. S. Zhu¹, Z. A. Zhu¹, J. Zhuang¹, B. S. Zou¹, J. H. Zou¹

(BESIII Collaboration)

¹ Institute of High Energy Physics, Beijing 100049, People's Republic of China

² Beihang University, Beijing 100191, People's Republic of China

³ Bochum Ruhr-University, D-44780 Bochum, Germany

⁴ Carnegie Mellon University, Pittsburgh, Pennsylvania 15213, USA

⁵ Central China Normal University, Wuhan 430079, People's Republic of China

⁶ China Center of Advanced Science and Technology, Beijing 100190, People's Republic of China

⁷ COMSATS Institute of Information Technology, Lahore, Defence Road, Off Raiwind Road, 54000 Lahore, Pakistan

⁸ G.I. Budker Institute of Nuclear Physics SB RAS (BINP), Novosibirsk 630090, Russia

⁹ GSI Helmholtzcentre for Heavy Ion Research GmbH, D-64291 Darmstadt, Germany

¹⁰ Guangxi Normal University, Guilin 541004, People's Republic of China

¹¹ GuangXi University, Nanning 530004, People's Republic of China

¹² Hangzhou Normal University, Hangzhou 310036, People's Republic of China

¹³ Helmholtz Institute Mainz, Johann-Joachim-Becher-Weg 45, D-55099 Mainz, Germany

¹⁴ Henan Normal University, Xinxiang 453007, People's Republic of China

¹⁵ Henan University of Science and Technology, Luoyang 471003, People's Republic of China

¹⁶ Huangshan College, Huangshan 245000, People's Republic of China

¹⁷ Hunan University, Changsha 410082, People's Republic of China

¹⁸ Indiana University, Bloomington, Indiana 47405, USA

- ¹⁹ (A)INFN Laboratori Nazionali di Frascati, I-00044, Frascati, Italy; (B)INFN and University of Perugia, I-06100, Perugia, Italy
- ²⁰ Johannes Gutenberg University of Mainz, Johann-Joachim-Becher-Weg 45, D-55099 Mainz, Germany
- ²¹ Joint Institute for Nuclear Research, 141980 Dubna, Moscow region, Russia
- ²² KVI, University of Groningen, NL-9747 AA Groningen, The Netherlands
- ²³ Lanzhou University, Lanzhou 730000, People's Republic of China
- ²⁴ Liaoning University, Shenyang 110036, People's Republic of China
- ²⁵ Nanjing Normal University, Nanjing 210023, People's Republic of China
- ²⁶ Nanjing University, Nanjing 210093, People's Republic of China
- ²⁷ Nankai University, Tianjin 300071, People's Republic of China
- ²⁸ Peking University, Beijing 100871, People's Republic of China
- ²⁹ Seoul National University, Seoul, 151-747 Korea
- ³⁰ Shandong University, Jinan 250100, People's Republic of China
- ³¹ Shanxi University, Taiyuan 030006, People's Republic of China
- ³² Sichuan University, Chengdu 610064, People's Republic of China
- ³³ Soochow University, Suzhou 215006, People's Republic of China
- ³⁴ Sun Yat-Sen University, Guangzhou 510275, People's Republic of China
- ³⁵ Tsinghua University, Beijing 100084, People's Republic of China
- ³⁶ (A)Ankara University, Dogol Caddesi, 06100 Tandogan, Ankara, Turkey; (B)Dogus University, 34722 Istanbul, Turkey; (C)Uludag University, 16059 Bursa, Turkey
- ³⁷ Universitaet Giessen, D-35392 Giessen, Germany
- ³⁸ University of Chinese Academy of Sciences, Beijing 100049, People's Republic of China
- ³⁹ University of Hawaii, Honolulu, Hawaii 96822, USA
- ⁴⁰ University of Minnesota, Minneapolis, Minnesota 55455, USA
- ⁴¹ University of Rochester, Rochester, New York 14627, USA
- ⁴² University of Science and Technology of China, Hefei 230026, People's Republic of China
- ⁴³ University of South China, Hengyang 421001, People's Republic of China
- ⁴⁴ University of the Punjab, Lahore-54590, Pakistan
- ⁴⁵ (A)University of Turin, I-10125, Turin, Italy; (B)University of Eastern Piedmont, I-15121, Alessandria, Italy; (C)INFN, I-10125, Turin, Italy
- ⁴⁶ Uppsala University, Box 516, SE-75120 Uppsala, Sweden
- ⁴⁷ Wuhan University, Wuhan 430072, People's Republic of China
- ⁴⁸ Zhejiang University, Hangzhou 310027, People's Republic of China
- ⁴⁹ Zhengzhou University, Zhengzhou 450001, People's Republic of China
- ^a Also at the Novosibirsk State University, Novosibirsk, 630090, Russia
- ^b Also at the Moscow Institute of Physics and Technology, Moscow 141700, Russia and at the Tomsk State University, Tomsk, 634050, Russia
- ^c Also at University of Texas at Dallas, Richardson, Texas 75083, USA
- ^d Also at the PNPI, Gatchina 188300, Russia
- ^e Also at the Moscow Institute of Physics and Technology, Moscow 141700, Russia
- (Dated: May 27, 2022)

By using a 2.92 fb^{-1} data sample taken at $\sqrt{s} = 3.773 \text{ GeV}$ with the BESIII detector operating at the BEPCII collider, we search for the radiative transitions $\psi(3770) \rightarrow \gamma\eta_c$ and $\gamma\eta_c(2S)$ through the hadronic decays $\eta_c(\eta_c(2S)) \rightarrow K_S^0 K^\pm \pi^\mp$. No significant excess of signal events above background is observed. We set upper limits at a 90% confidence level for the product branching fractions to be $\mathcal{B}(\psi(3770) \rightarrow \gamma\eta_c) \times \mathcal{B}(\eta_c \rightarrow K_S^0 K^\pm \pi^\mp) < 1.6 \times 10^{-5}$ and $\mathcal{B}(\psi(3770) \rightarrow \gamma\eta_c(2S)) \times \mathcal{B}(\eta_c(2S) \rightarrow K_S^0 K^\pm \pi^\mp) < 5.6 \times 10^{-6}$. Combining our result with world-average values of $\mathcal{B}(\eta_c(\eta_c(2S)) \rightarrow K_S^0 K^\pm \pi^\mp)$, we find the branching fractions $\mathcal{B}(\psi(3770) \rightarrow \gamma\eta_c) < 6.8 \times 10^{-4}$ and $\mathcal{B}(\psi(3770) \rightarrow \gamma\eta_c(2S)) < 2.0 \times 10^{-3}$ at a 90% confidence level.

PACS numbers: 13.25.Gv, 13.40.Hq, 14.40.Pq

I. INTRODUCTION

The nature of the excited $J^{PC} = 1^{--} c\bar{c}$ bound states above the $D\bar{D}$ threshold is of interest but still not well known. The $\psi(3770)$ resonance, as the lightest charmonium state lying above the open charm threshold, is generally assigned to be a dominant 1^3D_1 momentum eigenstate with a small 2^3S_1 admixture [1]. It has been thought almost entirely to decay to $D\bar{D}$ final states [2, 3].

Unexpectedly, the BES Collaboration found a large inclusive non- $D\bar{D}$ branching fraction, $(14.7 \pm 3.2)\%$, by utilizing various methods [4–7], neglecting interference effects, and assuming that only one $\psi(3770)$ resonance exists in the center-of-mass energy between 3.70 and 3.87 GeV. A later work by the CLEO Collaboration, taking into account the interference between the resonance decays and continuum annihilation of e^+e^- , found a contradictory non- $D\bar{D}$ branching fraction, $(-3.3 \pm 1.4_{-4.8}^{+6.6})\%$ [8].

The BES results suggest substantial non- $D\bar{D}$ decays, although the CLEO result finds otherwise. In the exclusive analyses, the BES Collaboration observed the first hadronic non- $D\bar{D}$ decay mode, $\psi(3770) \rightarrow J/\psi\pi^+\pi^-$ [9]. Thereafter, the CLEO Collaboration confirmed the BES observation [10], and observed other hadronic transitions, including $\pi^0\pi^0 J/\psi$, $\eta J/\psi$ [10], the E1 radiative transitions $\gamma\chi_{cJ}(J = 0, 1)$ [11, 12], and the decay to light hadrons $\phi\eta$ [13]. While experimentalists have been continuing to search for exclusive non- $D\bar{D}$ decays of the $\psi(3770)$, the sum of the observed non- $D\bar{D}$ exclusive components still makes up less than 2% of all decays [14], which motivates the search for other exclusive non- $D\bar{D}$ final states.

The radiative transitions $\psi(3770) \rightarrow \gamma\eta_c(\eta_c(2S))$ are supposed to be highly suppressed by selection rules, considering the $\psi(3770)$ is predominantly the 1^3D_1 state. However, due to the non-vanishing photon energy in the decay, higher multipoles beyond the leading one could contribute [15]. Recently, authors of Ref. [15] calculated the partial decay widths $\Gamma(\psi(3770) \rightarrow \gamma\eta_c) = (17.14_{-12.03}^{+22.93})$ keV and $\Gamma(\psi(3770) \rightarrow \gamma\eta_c(2S)) = (1.82_{-1.19}^{+1.95})$ keV (with corresponding branching fractions $\mathcal{B}(\psi(3770) \rightarrow \gamma\eta_c) = (6.3_{-4.4}^{+8.4}) \times 10^{-4}$ and $\mathcal{B}(\psi(3770) \rightarrow \gamma\eta_c(2S)) = (6.7_{-4.4}^{+7.2}) \times 10^{-5}$ calculated with $\Gamma_{\psi(3770)} = 27.2 \pm 1.0$ MeV [14]) by taking into consideration significant contributions from the intermediate meson loop (IML) mechanism, which is important for exclusive transitions, especially when the mass of the initial state is close to the open channel threshold. Experimental measurements of the branching fractions $\mathcal{B}(\psi(3770) \rightarrow \gamma\eta_c(\eta_c(2S)))$ will be very helpful for testing theoretical predictions and providing further constraints on the IML contributions.

In this paper, we present the results of searches for the radiative transitions $\psi(3770) \rightarrow \gamma\eta_c(\eta_c(2S))$. In order to avoid high combinatorial background and to get good resolution, the $\eta_c(\eta_c(2S))$ is reconstructed in the most widely used hadronic decay $\eta_c(\eta_c(2S)) \rightarrow K_S^0 K^\pm \pi^\mp$, which contains only charged particles and has a large branching fraction. As a cross-check, the branching fraction of the E1 transition $\psi(3770) \rightarrow \gamma\chi_{c1}$ is also measured using the decay mode $\chi_{c1} \rightarrow K_S^0 K^\pm \pi^\mp$. The results reported in this paper are based on a 2.92 fb^{-1} data sample taken at $\sqrt{s} = 3.773$ GeV, accumulated by the BESIII detector operating at the BEPCII e^+e^- collider.

II. THE BESIII EXPERIMENT AND MONTE CARLO SIMULATION

The BESIII detector [16] (operating at the BEPCII accelerator) is a major upgrade of the BESII detector (which operated at the BEPC accelerator) and it is used for the study of physics in the τ -charm energy region [17]. The design peak luminosity of the double-ring e^+e^- collider, BEPCII, is $10^{33} \text{ cm}^{-2}\text{s}^{-1}$ at a beam current of 0.93 A. The BESIII detector has a

geometrical acceptance of 93% of 4π and consists of four main components: (1) A small-celled, main drift chamber (MDC) with 43 layers, which provides measurements of ionization energy loss (dE/dx) and charged particle tracking. The average single wire resolution is $135 \mu\text{m}$, and the momentum resolution for charged particles with momenta of 1 GeV/c in a 1 T magnetic field is 0.5%. (2) An electromagnetic calorimeter (EMC), which is made of 6240 CsI (Tl) crystals arranged in a cylindrical shape (barrel) plus two end caps. For 1.0 GeV photons, the energy resolution is 2.5% in the barrel and 5% in the end caps, and the position resolution is 6 mm in the barrel and 9 mm in the end caps. (3) A time-of-flight system (TOF), which is used for particle identification (PID). It is composed of a barrel part made of two layers with 88 pieces of 5 cm thick and 2.4 m long plastic scintillators in each layer, and two end caps with 96 fan-shaped, 5 cm thick plastic scintillators in each end cap. The time resolution is 80 ps in the barrel, and 110 ps in the end caps, corresponding to a 2σ K/π separation for momenta up to about 1.0 GeV/c. (4) A muon chamber system, which consists of 1272 m^2 of resistive plate chambers arranged in 9 layers in the barrel and 8 layers in the end caps and is incorporated in the return iron of the super-conducting magnet. The position resolution is about 2 cm.

Monte Carlo (MC) simulations of the full detector are used to determine the detection efficiency of each channel, to optimize event-selection criteria and to estimate physics backgrounds. The GEANT4-based [18] simulation software, BESIII Object Oriented Simulation [19], contains the detector geometry and material description, the detector response and signal digitization models, as well as records of the detector running conditions and performance. The production of the $\psi(3770)$ resonance is simulated with the MC event generator KKMC [20, 21], which includes initial-state radiation (ISR). The signal channels are generated with the expected angular distributions for $\psi(3770) \rightarrow \gamma\eta_c$, $\gamma\eta_c(2S)$, $\gamma\chi_{c1}$. The subsequent η_c , $\eta_c(2S)$, $\chi_{c1} \rightarrow K_S^0 K^\pm \pi^\mp$ are produced according to measured Dalitz plot distributions, which are obtained from the processes $\psi(3686) \rightarrow \gamma\eta_c(\chi_{c1}) \rightarrow \gamma K_S^0 K^\pm \pi^\mp$ for $\eta_c(\chi_{c1}) \rightarrow K_S^0 K^\pm \pi^\mp$ and $B^\pm \rightarrow K^\pm \eta_c(2S) \rightarrow K^\pm (K_S^0 K\pi)^0$ for $\eta_c(2S) \rightarrow K_S^0 K^\pm \pi^\mp$, as measured by the Belle Collaboration [22]. To investigate possible background contaminations, MC samples of $\psi(3770)$ inclusive decays equivalent to 10 times that of the data, and $e^+e^- \rightarrow \gamma_{\text{ISR}} J/\psi$, $\gamma_{\text{ISR}} \psi(3686)$, $q\bar{q}$ ($q = u, d, s$) equivalent to 5 times that of the data are generated. The decays are generated with EVTGEN [23] for the known decay modes with branching fractions taken from the Particle Data Group (PDG) [14] or by the Lundcharm model LUNDCHARM [24] for the unmeasured decays.

III. EVENT SELECTION

Each charged track except those from K_S^0 decays is required to be within 1 cm in the radial direction and 10 cm along the beam direction consistent with the run-by-run-determined interaction point. The tracks must be within the MDC fiducial volume, $|\cos\theta| < 0.93$, where θ is the polar angle with respect to the e^+ beam direction. Charged-particle identification (PID) is based on combining the dE/dx and TOF information to form the variable $\chi_{\text{PID}}^2(i) = \left(\frac{dE/dx_{\text{measured}} - dE/dx_{\text{expected}}}{\sigma_{dE/dx}}\right)^2 + \left(\frac{\text{TOF}_{\text{measured}} - \text{TOF}_{\text{expected}}}{\sigma_{\text{TOF}}}\right)^2$. The values $\chi_{\text{PID}}^2(i)$ are calculated for each charged track for each particle hypothesis i ($i = \text{pion, kaon, or proton}$).

Photon candidates are reconstructed by clustering EMC crystal energies. The energy deposited in the nearby TOF scintillator is included to improve the reconstruction efficiency and the energy resolution. Showers in the EMC must satisfy fiducial and shower-quality requirements to be accepted as good photon candidates. Shower energies are required to be larger than 25 MeV in the EMC barrel region ($|\cos\theta| < 0.8$) and larger than 50 MeV in the endcap ($0.86 < |\cos\theta| < 0.92$). The showers close to the boundary are poorly reconstructed and excluded from the analysis. To eliminate showers from charged particles, a photon must be separated from any charged tracks by more than 20° . Furthermore, in order to suppress electronic noise and energy deposits unrelated to the event, the EMC timing of the photon candidate is required to be in coincidence with the collision event, i.e., within 700 ns.

The K_S^0 candidates are identified via the decay $K_S^0 \rightarrow \pi^+\pi^-$. Secondary vertex fits are performed to all pairs of oppositely charged tracks in each event (assuming the tracks to be pions). The combination with the best fit quality is kept for further analysis if the invariant mass is within 10 MeV/ c^2 of the nominal K_S^0 mass [14], and the decay length is more than twice the vertex resolution. The fitted K_S^0 information is used as an input for the subsequent kinematic fit.

In the $\psi(3770) \rightarrow \gamma K_S^0 K^\pm \pi^\mp$ channel selection, candidate events must contain at least four charged tracks and at least one good photon. After finding a K_S^0 , the event should have exactly two additional charged tracks with zero net charge. A four-constraint (4C) kinematic fit is then applied to the selected final state with respect to the $\psi(3770)$ four-momentum to reduce background and improve the mass resolution. The identification of the species of final state particles and the selection of the best photon when additional photons are found in an event are achieved by minimizing $\chi_{\text{total}}^2 = \chi_{4C}^2 + \chi_{\text{PID}}^2(K) + \chi_{\text{PID}}^2(\pi)$ over all possible combinations, where χ_{4C}^2 is the chi square of the 4C kinematic fit and $\chi_{\text{PID}}^2(K)$ ($\chi_{\text{PID}}^2(\pi)$) is the chi square of the PID for the kaon (pion). Events with $\chi_{4C}^2 < 20$ are accepted as $\gamma K_S^0 K^\pm \pi^\mp$ candidates.

Background from $\psi(3770) \rightarrow D^0 \bar{D}^0$, $\bar{D}^0 \rightarrow \pi^0 K_S^0$, $D^0 \rightarrow \pi^+ K^-$ or the charged conjugate process is

removed by requiring $|M_{K^\pm \pi^\mp} - M_{D^0}| > 3\sigma$, where σ is the resolution of $M_{K^\pm \pi^\mp}$. To suppress background events with one additional photon, for instance $\pi^0 K_S^0 K^\pm \pi^\mp$ events, the candidate events are also subjected to a 4C kinematic fit to the hypothesis $\gamma\gamma K_S^0 K^\pm \pi^\mp$. We require the χ_{4C}^2 of the $\gamma K_S^0 K^\pm \pi^\mp$ hypothesis be less than that of the $\gamma\gamma K_S^0 K^\pm \pi^\mp$ hypothesis.

IV. DATA ANALYSIS

By using large statistics MC samples we find the remaining dominant background can be classified into two categories: background from the continuum process $e^+e^- \rightarrow q\bar{q}$, which has smooth distributions around the η_c , $\eta_c(2S)$ and χ_{c1} resonance; and background from the radiative tail of the $\psi(3686)$, which produces peaks within the signal regions ($(2.90\text{-}3.05 \text{ GeV}/c^2)$ for η_c , $(3.6\text{-}3.66 \text{ GeV}/c^2)$ for $\eta_c(2S)$, and $(3.49\text{-}3.54 \text{ GeV}/c^2)$ for χ_{c1}). MC studies show that contributions from other known processes are negligible.

The background from the continuum process $e^+e^- \rightarrow q\bar{q}$ can be separated into three subcategories: events with an extra photon in the final state, $e^+e^- \rightarrow \pi^0 K_S^0 K^\pm \pi^\mp$; events with the same final state as the signal, $e^+e^- \rightarrow \gamma_{\text{ISR}}/\gamma_{\text{FSR}} K_S^0 K^\pm \pi^\mp$, where the photon comes from initial state radiation (ISR) or final-state radiation (FSR); and events with a fake photon candidate, $e^+e^- \rightarrow K_S^0 K^\pm \pi^\mp$.

Background from $e^+e^- \rightarrow \pi^0 K_S^0 K^\pm \pi^\mp$, where a soft photon from $\pi^0 \rightarrow \gamma\gamma$ is missing can be measured by reconstructing $e^+e^- \rightarrow \pi^0 K_S^0 K^\pm \pi^\mp$ events from data. The selection criteria are similar to those applied in the $\gamma K_S^0 K^\pm \pi^\mp$ candidate selection but with an additional photon and a π^0 reconstructed from the selected photons. A MC sample of $e^+e^- \rightarrow \pi^0 K_S^0 K^\pm \pi^\mp$ is generated according to phase space to determine the relative efficiency of $\gamma K_S^0 K^\pm \pi^\mp$ and $\pi^0 K_S^0 K^\pm \pi^\mp$ selection criteria in each $M_{K_S^0 K^\pm \pi^\mp}$ mass bin. By scaling the selected $\pi^0 K_S^0 K^\pm \pi^\mp$ data sample with the efficiencies in each $M_{K_S^0 K^\pm \pi^\mp}$ mass bin, we obtain the background contamination.

Background contributions from $e^+e^- \rightarrow (\gamma_{\text{ISR}}/\gamma_{\text{FSR}}) K_S^0 K^\pm \pi^\mp$ are estimated with MC distributions for these processes normalized by the luminosity. The generation of this sample includes the processes $e^+e^- \rightarrow \text{hadrons}$ and $e^+e^- \rightarrow \gamma + \text{hadrons}$, where the photon comes from ISR or FSR (generated by PHOTOS [25]) effects. The experimental Born cross section $\sigma(s)$ of $e^+e^- \rightarrow K_S^0 K^\pm \pi^\mp$ obtained by the BABAR Collaboration [26] is used as input in the generator.

Background from the tail of the $\psi(3686)$ resonance production at $\sqrt{s} = 3.773 \text{ GeV}$, including radiatively produced $\psi(3686)$ with soft ISR photon (i.e., $e^+e^- \rightarrow \gamma\psi(3686)$, $\psi(3686) \rightarrow \gamma X$ (X stands for η_c , $\eta_c(2S)$ or χ_{c1})), indistinguishable from the $\psi(3770)$ decays, will produce peaks in the signal regions. Its contribution can

be estimated by

$$N_{\psi(3686)}^b = \sigma(s) \times \mathcal{L} \times \epsilon \times \Pi \mathcal{B}_i, \quad (1)$$

where \mathcal{L} is the integrated luminosity, ϵ is the detection efficiency for the final state in question, and \mathcal{B}_i denotes the branching fraction for the intermediate resonance decays (i.e., $\mathcal{B}(\psi(3686) \rightarrow \gamma X)$, $\mathcal{B}(X \rightarrow K_S^0 K^\pm \pi^\mp)$ and $\mathcal{B}(K_S^0 \rightarrow \pi^+ \pi^-)$). The cross section of $\psi(3686)$ production at $\sqrt{s} = 3.773$ GeV, $\sigma(s)$, can be expressed as

$$\sigma(s) = \int_0^{x_{\text{cut}}} W(s, x) \cdot \text{BW}(s'(x)) \cdot F_X(s'(x)) dx, \quad (2)$$

where x is the scaled radiated energy in $e^+e^- \rightarrow \gamma_{\text{ISR}}\psi(3686)$ ($x = 2E_{\gamma_{\text{ISR}}}/\sqrt{s}$); s' is the mass-squared with which the $\psi(3686)$ is produced ($s'(x) = s(1-x)$); $W(s, x)$ is the ISR γ -emission probability [27]; $\text{BW}(s'(x)) = 12\pi\Gamma_R\Gamma_{ee}/[(s' - M_R^2)^2 + M_R^2\Gamma_R^2]$ is the relativistic Breit-Wigner formula describing the $\psi(3686)$ resonance; and $F_X(s'(x)) = (E_\gamma(s')/E_\gamma(M_R^2))^3$ is the phase space factor between the $\psi(3686)$ produced with $\sqrt{s'}$ mass and with its nominal mass, M_R^2 , in which E_γ is the energy of the transition photon in $\psi(3686) \rightarrow \gamma X$ decay. The $\psi(3686)$ nominal mass (M_R), total width (Γ_R) and e^+e^- width (Γ_{ee}) are taken from the PDG. The threshold cutoff $x_{\text{cut}} = 1 - m_X^2/s$ is chosen as the upper limit of integration in the definition of $\sigma(s)$, where m_X is the nominal mass of X . The estimated numbers of background events are listed in Table I, where the errors arise dominantly from the uncertainties of the integrated luminosity, the cross section for $\psi(3686)$, the detection efficiencies, and the branching fractions.

TABLE I. The number of background events from the radiative tail of the $\psi(3686)$ resonance produced at $\sqrt{s} = 3.773$ GeV. The product branching fraction $\mathcal{B}(\psi(3686) \rightarrow \gamma\eta_c(2S), \eta_c(2S) \rightarrow K_S^0 K^\pm \pi^\mp)$ is taken from a previous BESIII measurement [28], where the error is statistical only; others are taken from the PDG.

X	$\mathcal{B}(\psi(3686) \rightarrow \gamma X \rightarrow \gamma K_S^0 K^\pm \pi^\mp)$	$N_{\psi(3686)}^b$
η_c	$(8.16 \pm 1.38) \times 10^{-5}$	2.7 ± 0.6
$\eta_c(2S)$	$(4.31 \pm 0.75) \times 10^{-6}$	1.3 ± 0.3
χ_{c1}	$(3.36 \pm 0.31) \times 10^{-4}$	19.8 ± 3.1

Figure 1 shows the invariant-mass spectrum of $K_S^0 K^\pm \pi^\mp$ for selected candidates, together with the estimated $e^+e^- \rightarrow \pi^0 K_S^0 K^\pm \pi^\mp$ and $e^+e^- \rightarrow (\gamma)K_S^0 K^\pm \pi^\mp$ backgrounds. The estimated backgrounds can describe data well. The summed background shapes from the continuum process $e^+e^- \rightarrow q\bar{q}$ are found to be flat in the η_c mass region (2.7-3.2 GeV/ c^2) (Fig. 1(a)) and smooth in the χ_{c1} - $\eta_c(2S)$ mass region (3.45-3.71 GeV/ c^2) (Fig. 1(b)) without any enhancement in mass region of interest.

The signal yields are extracted from unbinned maximum likelihood fits to the distributions of $M_{K_S^0 K^\pm \pi^\mp}$ in

the η_c and χ_{c1} - $\eta_c(2S)$ mass regions, separately, as shown in Figs. 1(a) and 1(b), respectively.

In the η_c mass region, the fitting function consists of four components: the η_c signal, ISR J/ψ , the peaking background from the radiative tail of the $\psi(3686)$, and the summed non-peaking background. The fitting probability density function (PDF) as a function of mass (m) for the η_c signal reads:

$$F(m) = G_{\text{res}} \otimes (\epsilon(m) \times E_\gamma^3 \times f_{\text{damp}}(E_\gamma) \times \text{BW}(m)), \quad (3)$$

where G_{res} is the experimental resolution function, $\epsilon(m)$ is the mass-dependent efficiency, $E_\gamma = \frac{m_{\psi(3770)}^2 - m^2}{2m_{\psi(3770)}}$ is the energy of the transition photon in the rest frame of $\psi(3770)$, $f_{\text{damp}}(E_\gamma)$ describes a factor to damp the diverging tail raised by E_γ^3 with the functional form introduced by KEDR [29]:

$$f_{\text{damp}}^{\text{KEDR}} = \frac{E_0^2}{E_\gamma E_0 + (E_\gamma - E_0)^2}, \quad (4)$$

where $E_0 = \frac{m_{\psi(3770)}^2 - m_{\eta_c}^2}{2m_{\psi(3770)}}$ is the peaking energy of the transition photon, and $\text{BW}(m)$ is the Breit-Wigner function with the resonance parameters of the η_c fixed to the PDG. The mass-dependent efficiency is determined from MC simulation of the resonance decay according to the Dalitz plot distribution. The experimental resolution function, G_{res} , is primarily determined from a signal MC sample with the width of the resonance set to zero. The consistency between data and MC simulation is checked by studying the process $e^+e^- \rightarrow \gamma_{\text{ISR}}J/\psi$, $J/\psi \rightarrow K_S^0 K^\pm \pi^\mp$. We use a smearing Gaussian function to describe the possible discrepancy between data and MC, whose parameters are determined by fitting the MC-determined J/ψ shape convolved by this Gaussian function to the data. We assume that the discrepancy is mass-independent. The line shape for the J/ψ resonance is described by a Gaussian function with floating parameters. The shape of the peaking background from the radiative tail of the $\psi(3686)$ is obtained from the MC simulation with the amplitude fixed to the estimated number. We use a third-order Chebychev polynomial to represent the remaining flat background.

In the χ_{c1} - $\eta_c(2S)$ mass regions, the fitting function includes six components: χ_{c1} and $\eta_c(2S)$ signals; the $\psi(3686)$ peak; and backgrounds from the radiative tail of the $\psi(3686)$, $e^+e^- \rightarrow \pi^0 K_S^0 K^\pm \pi^\mp$ and $e^+e^- \rightarrow (\gamma_{\text{ISR}}/\gamma_{\text{FSR}})K_S^0 K^\pm \pi^\mp$. The contribution from $\psi(3770) \rightarrow \gamma\chi_{c2} \rightarrow \gamma K_S^0 K^\pm \pi^\mp$, whose expected number of events is estimated to be less than 2.4 using a MC-determined detection efficiency and measured branching fractions [14], is ignored in the fit. The line shapes for both the $\eta_c(2S)$ and χ_{c1} resonances are also given by Eq. 3. The resonance parameters of the χ_{c1} and $\eta_c(2S)$ are fixed to the PDG values. The line shape for the $\psi(3686)$ resonance is described by a Gaussian function with its mean value fixed to that of the PDG.

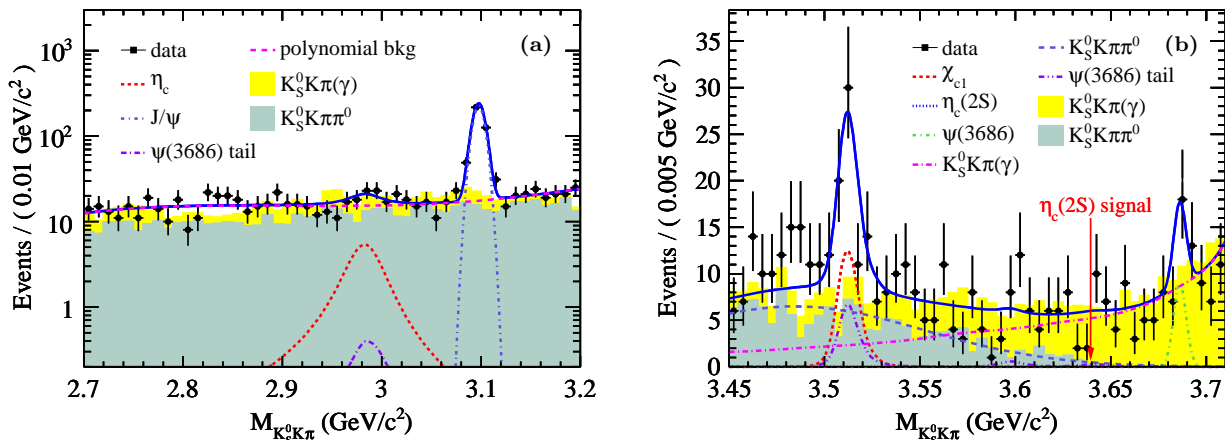


FIG. 1. Invariant-mass spectrum for $K_S^0 K^\pm \pi^\mp$ from data with the estimated backgrounds and best-fit results superimposed in the (a) η_c and (b) χ_{c1} - $\eta_c(2S)$ mass regions. Dots with error bars are data. The shaded histograms represent the background contributions from $e^+e^- \rightarrow \pi^0 K_S^0 K^\pm \pi^\mp$ and $e^+e^- \rightarrow (\gamma) K_S^0 K^\pm \pi^\mp$, which are shown for comparison only. For the fitted curves, the solid lines show the total fit results. In (a), the η_c and J/ψ signals are shown as a short dashed line and a short dash-dotted line, respectively; the peaking background from the radiative tail of the $\psi(3686)$ is a long dash-dotted line; and the polynomial background is a long dashed line. In (b), the $\eta_c(2S)$, χ_{c1} and $\psi(3686)$ signals are shown as a dotted line (with too small amplitude but indicated by the arrow), a short dashed line, and a short dash-dotted line, respectively; the background from $e^+e^- \rightarrow (\gamma) K_S^0 K^\pm \pi^\mp$ is a long dash-dotted line; the background from $e^+e^- \rightarrow \pi^0 K_S^0 K^\pm \pi^\mp$ is a long dashed line; and the peaking background from the radiative tail of the $\psi(3686)$ is a dash-dot-dotted line.

The background from the lower mass region is dominated by the $e^+e^- \rightarrow \pi^0 K_S^0 K^\pm \pi^\mp$ process, which is studied in data as mentioned earlier. It is described by a Novosibirsk function [30] as shown in Fig. 2. The determined shape and magnitude of this background is fixed in the fit. The background on the higher mass region is $e^+e^- \rightarrow K_S^0 K^\pm \pi^\mp (\gamma_{\text{ISR}}/\gamma_{\text{FSR}})$. We use the shape of the extracted $e^+e^- \rightarrow K_S^0 K^\pm \pi^\mp (\gamma_{\text{ISR}}/\gamma_{\text{FSR}})$ MC sample to represent it, where the size is allowed to float. The shape of the peaking background from the radiative tail of the $\psi(3686)$ also comes from the MC simulation, and its magnitude is fixed to the expected number determined from the background study.

The results of the observed numbers of events for the η_c , $\eta_c(2S)$ and χ_{c1} are 29.3 ± 18.2 , 0.4 ± 8.5 and 34.9 ± 9.8 , respectively. The fits shown in Figs. 1(a) and 1(b) have goodnesses of fit $\chi^2/ndf = 27.1/42$ and $48.8/47$, which indicate reasonable fits. Since neither the η_c nor the $\eta_c(2S)$ signal is significant, we determine the upper limits on the number of signal events using the probability density function (PDF) for the expected number of signal events. The PDF is regarded as the likelihood distribution in fitting the invariant-mass spectrum in Fig. 1(a) (Fig. 1(b)) by setting the number of $\eta_c(\eta_c(2S))$ signal events from zero up to a very large number. The upper limit on the number of events at a 90% confidence level (C.L.), N_{up} , corresponds to $\int_0^{N_{\text{up}}} \text{PDF}(x) dx / \int_0^\infty \text{PDF}(x) dx = 0.90$.

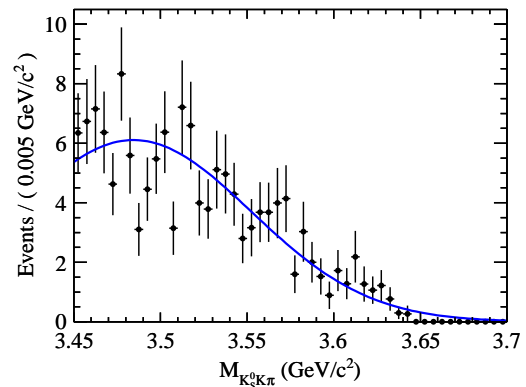


FIG. 2. The measured background from $e^+e^- \rightarrow \pi^0 K_S^0 K^\pm \pi^\mp$ (dots with error bars) with the expected size in the χ_{c1} - $\eta_c(2S)$ mass region. The curve shows the fit with a Novosibirsk function.

V. SYSTEMATIC UNCERTAINTIES

The systematic uncertainties of the branching fraction measurements mainly originate from the MDC tracking efficiency, photon detection, K_S^0 reconstruction, kinematic fitting, the D^0 and π^0 veto, $K_S^0 K^\pm \pi^\mp$ intermediate states, the integrated luminosity of data, the cross section for $\psi(3770)$, the damping function, and the fit to the invariant-mass distributions. The contributions are summarized in Table II and discussed in detail in the

following paragraphs.

TABLE II. Summary of systematic uncertainties (%) in the product branching fraction measurements of $\mathcal{B}(\psi(3770) \rightarrow \gamma X) \times \mathcal{B}(X \rightarrow K_S^0 K^\pm \pi^\mp)$, where X stands for η_c , $\eta_c(2S)$, or χ_{c1} .

Sources	$\gamma\eta_c$	$\gamma\eta_c(2S)$	$\gamma\chi_{c1}$
Tracking	2.0	2.0	2.0
Photon reconstruction	1.0	1.0	1.0
K_S^0 reconstruction	4.0	4.0	4.0
Kinematic fitting	3.9	5.5	5.3
D^0 & π^0 veto	3.2	3.2	3.2
$K_S^0 K^\pm \pi^\mp$ intermediate states	1.9	3.3	2.0
$\mathcal{L}_{\psi(3770)}$	1.0	1.0	1.0
$\sigma_{\psi(3770)}^0$	7.8	7.8	7.8
Fitting range	...	8.1	3.2
Non-peaking background	...	10.2	8.9
Background from $\psi(3686)$ tail	...	1.2	8.0
Damping function	...	1.9	0.3
Mass and width of $\eta_c(2S)$...	12.0	...
Total	10.6	21.3	16.7

The difference in efficiency between data and MC simulation is 1% for each π^\pm or K^\pm track that comes from the IP [31, 32]. So the uncertainty of the tracking efficiency is 2%. The uncertainty due to photon reconstruction is estimated to be 1% per photon [33].

Three parts contribute to the complete efficiency for the K_S^0 reconstruction: the geometric acceptance, the tracking efficiency, and the efficiency of K_S^0 selection. The first part can be estimated using MC studies. The other two are studied by the doubly tagged hadronic decay modes of $D^0 \rightarrow K_S^0 \pi^+ \pi^-$ versus $\bar{D}^0 \rightarrow K^+ \pi^-$, $D^0 \rightarrow K_S^0 \pi^+ \pi^-$ versus $\bar{D}^0 \rightarrow K^+ \pi^- \pi^0$, and $D^0 \rightarrow K_S^0 \pi^+ \pi^-$ versus $\bar{D}^0 \rightarrow K^+ \pi^- \pi^+ \pi^-$ and $J/\psi \rightarrow K^* \bar{K}^0 + c.c..$ With these samples, the efficiency to reconstruct the K_S^0 from a pair of pions can be determined. The difference between data and MC, 4.0%, is included in the systematic error.

There are differences between data and MC in the χ_{4C}^2 distributions of the kinematic fit. These differences are dominantly due to the inconsistencies in the charged track parameters between data and MC. We correct the track helix parameters ($\phi_0, \kappa, \tan \lambda$) to reduce the differences, where ϕ_0 is the azimuthal angle specifying the pivot with respect to the helix center, κ is the reciprocal of the transverse momentum, and $\tan \lambda$ is the slope of the track. The correction factors are extracted from pull distributions by using the control sample $J/\psi \rightarrow \phi f_0(980)$, $\phi \rightarrow K^+ K^-$, $f_0(980) \rightarrow \pi^+ \pi^-$ [34]. The MC samples after correction are used to estimate the efficiency and to fit the invariant-mass spectrum. Figure 3 shows the χ_{4C}^2 distributions before and after the corrections in MC and in data for the control sample $e^+ e^- \rightarrow \gamma_{\text{ISR}} J/\psi$, $J/\psi \rightarrow K_S^0 K^\pm \pi^\mp$. The agreement between data and MC simulation does improve significantly after corrections, but differences still exist. The differences in the efficiencies, obtained using MC simula-

tions with and without corrections, are taken as the systematic uncertainties as conservative estimations. These are 3.9%, 5.5% and 5.3% for $\psi(3770) \rightarrow \gamma\eta_c$, $\gamma\eta_c(2S)$ and $\gamma\chi_{c1}$, respectively.

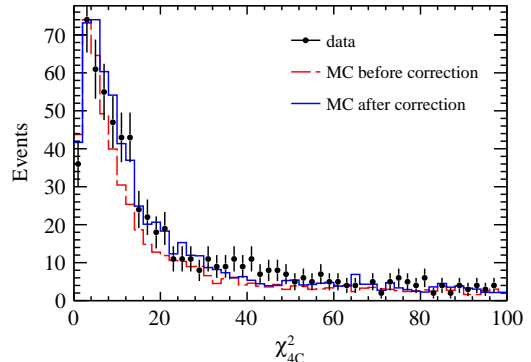


FIG. 3. The comparison of χ_{4C}^2 between data and MC for $e^+ e^- \rightarrow \gamma_{\text{ISR}} J/\psi$, $J/\psi \rightarrow K_S^0 K^\pm \pi^\mp$. The dots with error bars are data, the dashed (solid) histogram represents MC simulation without (with) track parameter corrections.

The uncertainty due to the D^0 veto ($|m_{K^\pm \pi^\mp} - m_{D^0}| > 3\sigma$) and the π^0 veto ($\chi_{4C}^2(\gamma K_S^0 K^\pm \pi^\mp) < \chi_{4C}^2(\gamma \gamma K_S^0 K^\pm \pi^\mp)$) requirements is studied with a control sample of $e^+ e^- \rightarrow \gamma_{\text{ISR}} J/\psi$, $J/\psi \rightarrow K_S^0 K^\pm \pi^\mp$. The total efficiency difference between data and MC is determined to be 3.2% for the D^0 and π^0 veto requirements together.

The reconstruction efficiencies are determined from MC simulations where η_c , $\eta_c(2S)$, $\chi_{c1} \rightarrow K_S^0 K^\pm \pi^\mp$ are generated according to the Dalitz plot distributions as described earlier. To estimate the uncertainties in the dynamics of the decays $\eta_c, \eta_c(2S), \chi_{c1} \rightarrow K_S^0 K^\pm \pi^\mp$, alternative MC samples treated as phase space distributions without any intermediate states are generated. The differences between efficiencies obtained with these two different generator models are taken as the systematic uncertainties due to possible intermediate states.

By analyzing Bhabha scattering events from the data taken at $\sqrt{s} = 3.773$ GeV, the integrated luminosity of the data is measured to be 2.92 fb^{-1} , where the uncertainty is 1.0% [35]. To determine the total number of $\psi(3770)$, we use the $\psi(3770)$ Born-level cross section of at $\sqrt{s} = 3.773$ GeV, $\sigma_{\psi(3770)}^0 = (9.93 \pm 0.77) \text{ nb}$, which is calculated by a relativistic Breit-Wigner formula with the $\psi(3770)$ resonance parameters [14]. The uncertainty of $\sigma_{\psi(3770)}^0$ is 7.8%, arising dominantly from the errors in the $\psi(3770)$ resonance parameters.

The uncertainties from fitting the invariant-mass distributions of $K_S^0 K^\pm \pi^\mp$ are estimated by changing signal and background shapes and the corresponding fitting range. In the η_c mass region, the fit-related uncertainties are obtained by varying the fitting range to $[2.675, 3.225] \text{ GeV}/c^2$ and $[2.725, 3.175] \text{ GeV}/c^2$, changing the background function to a second-order polynomial, vary-

ing the parameters of the η_c by one standard deviation away from the PDG value, removing the damping factor, and changing the magnitude of the peaking background from the radiative $\psi(3686)$ tail by $\pm 1\sigma$. The maximum N_{up} of the η_c signal yield is used in the upper limit calculation. In the $\chi_{c1}\text{-}\eta_c(2S)$ mass region, the uncertainties due to the choice of fitting range are evaluated by varying the range to $[3.44, 3.72]$ GeV/ c^2 and $[3.46, 3.70]$ GeV/ c^2 . The largest differences in the results are assigned as errors. The uncertainties due to the choice of damping function is estimated from the differences between results obtained with Eq. 4 and the form used by CLEO [36]:

$$f_{\text{damp}}^{\text{CLEO}} = \exp\left(-\frac{E_\gamma^2}{8\beta^2}\right), \quad (5)$$

with $\beta = (65.0 \pm 2.5)$ MeV from CLEO's fit. The uncertainties caused by the parameters of the $\eta_c(2S)$ are estimated by changing the mass and width values by $\pm 1\sigma$. The background uncertainties dominantly come from the components $e^+e^- \rightarrow \pi^0 K_S^0 K^\pm \pi^\mp$ and the radiative tail of the $\psi(3686)$. We vary the shape parameters and magnitudes by $\pm 1\sigma$, and take the differences on the results as systematic uncertainties.

The overall systematic uncertainties are obtained by combining all the sources of systematic uncertainties in quadrature, assuming they are independent.

VI. RESULTS

We assume all the signal events from the fit come from resonances (η_c , $\eta_c(2S)$, χ_{c1}), neglecting possible interference between the signals and non-resonant contributions. The upper limits on the product branching fractions $\mathcal{B}(\psi(3770) \rightarrow \gamma\eta_c(\eta_c(2S)) \rightarrow \gamma K_S^0 K^\pm \pi^\mp)$ are calculated with

$$\begin{aligned} & \mathcal{B}(\psi(3770) \rightarrow \gamma\eta_c(\eta_c(2S)) \rightarrow \gamma K_S^0 K^\pm \pi^\mp) \\ & < \frac{N_{\text{up}}/(1 - \sigma_{\text{syst.}})}{\epsilon \cdot \mathcal{L} \cdot \sigma_{\psi(3770)}^0 \cdot (1 + \delta) \cdot \mathcal{B}(K_S^0 \rightarrow \pi^+ \pi^-)}, \end{aligned} \quad (6)$$

where N_{up} is the upper limit number on the signal size, $\sigma_{\text{syst.}}$ is the total systematic error, ϵ is the efficiency of the event selection, \mathcal{L} is the integrated luminosity of the data, $\sigma_{\psi(3770)}^0$ is the Born-level cross section for the $\psi(3770)$ produced at 3.773 GeV, $(1 + \delta) = 0.718$ is the radiative correction factor, obtained from the KKMC generator with the $\psi(3770)$ resonance parameters [14] as input, and $\mathcal{B}(K_S^0 \rightarrow \pi^+ \pi^-)$ is the branching ratio for $K_S^0 \rightarrow \pi^+ \pi^-$. The product branching fraction $\mathcal{B}(\psi(3770) \rightarrow \gamma\chi_{c1} \rightarrow \gamma K_S^0 K^\pm \pi^\mp)$ is derived from

$$\begin{aligned} & \mathcal{B}(\psi(3770) \rightarrow \gamma\chi_{c1} \rightarrow \gamma K_S^0 K^\pm \pi^\mp) = \\ & \frac{N_{\text{obs}}}{\epsilon \cdot \mathcal{L} \cdot \sigma_{\psi(3770)}^0 \cdot (1 + \delta) \cdot \mathcal{B}(K_S^0 \rightarrow \pi^+ \pi^-)}, \end{aligned} \quad (7)$$

where N_{obs} is the observed number of events from the fit and others are the same as described in Eq. 6.

Dividing these product branching fractions by $\mathcal{B}(\eta_c \rightarrow K_S^0 K^\pm \pi^\mp) = \frac{1}{3}\mathcal{B}(\eta_c \rightarrow K\bar{K}\pi) = \frac{1}{3}(7.2 \pm 0.6)\%$, $\mathcal{B}(\eta_c(2S) \rightarrow K_S^0 K^\pm \pi^\mp) = \frac{1}{3}\mathcal{B}(\eta_c(2S) \rightarrow K\bar{K}\pi) = \frac{1}{3}(1.9 \pm 1.2)\%$ and $\mathcal{B}(\chi_{c1} \rightarrow K_S^0 K^\pm \pi^\mp) = (3.65 \pm 0.30) \times 10^{-3}$ from the PDG, we obtain $\mathcal{B}_{\text{up}}(\psi(3770) \rightarrow \gamma\eta_c)$ and $\mathcal{B}_{\text{up}}(\psi(3770) \rightarrow \gamma\eta_c(2S))$ at a 90% C.L. and $\mathcal{B}(\psi(3770) \rightarrow \gamma\chi_{c1})$. All the results are summarized in Table III.

VII. SUMMARY

In summary, using the 2.92 fb $^{-1}$ data sample taken at $\sqrt{s} = 3.773$ GeV with the BESIII detector at the BEPCII collider, searches for the radiative transitions between the $\psi(3770)$ and the η_c and the $\eta_c(2S)$ through the decay process $\psi(3770) \rightarrow \gamma K_S^0 K^\pm \pi^\mp$ are presented. No significant η_c and $\eta_c(2S)$ signals are observed. We set upper limits on the branching fractions at a 90% C.L.

$$\mathcal{B}(\psi(3770) \rightarrow \gamma\eta_c \rightarrow \gamma K_S^0 K^\pm \pi^\mp) < 1.6 \times 10^{-5}, \quad (8)$$

$$\mathcal{B}(\psi(3770) \rightarrow \gamma\eta_c(2S) \rightarrow \gamma K_S^0 K^\pm \pi^\mp) < 5.6 \times 10^{-6}, \quad (9)$$

$$\mathcal{B}(\psi(3770) \rightarrow \gamma\eta_c) < 6.8 \times 10^{-4}, \quad (10)$$

$$\mathcal{B}(\psi(3770) \rightarrow \gamma\eta_c(2S)) < 2.0 \times 10^{-3}. \quad (11)$$

We also report

$$\begin{aligned} & \mathcal{B}(\psi(3770) \rightarrow \gamma\chi_{c1} \rightarrow \gamma K_S^0 K^\pm \pi^\mp) \\ & = (8.51 \pm 2.39 \pm 1.42) \times 10^{-6}, \end{aligned} \quad (12)$$

$$\mathcal{B}(\psi(3770) \rightarrow \gamma\chi_{c1}) = (2.33 \pm 0.65 \pm 0.43) \times 10^{-3}, \quad (13)$$

where the first errors are statistical and the second ones are systematic.

Table III compares the results of our measurements with the theoretical predictions from IML [15] and lattice QCD [37] calculations, as well as those of CLEO[12], if any. The upper limit for $\Gamma(\psi(3770) \rightarrow \gamma\eta_c)$ is just within the error range of the theoretical predictions. However, the upper limit for $\Gamma(\psi(3770) \rightarrow \gamma\eta_c(2S))$ is much larger than the prediction and is limited by statistics and the dominant systematic error, which stems from the uncertainty in the branching fraction of $\eta_c(2S) \rightarrow K_S^0 K^\pm \pi^\mp$. The measured branching fraction for $\psi(3770) \rightarrow \gamma\chi_{c1}$ is consistent with the CLEO result, but the small branching ratio for $\chi_{c1} \rightarrow K_S^0 K^\pm \pi^\mp$ reduces our sensitivity so that the precision is inferior to that of CLEO, which used four high-branching-fraction decays to all-charged hadronic final states ($2K$, 4π , $2K2\pi$, and 6π).

ACKNOWLEDGMENTS

The BESIII collaboration thanks the staff of BEPCII and the computing center for their strong support. This work is supported in part by the Ministry of Science and Technology of China under Contract No. 2009CB825200; Joint Funds of the National Natural Science Foundation of China under Contracts Nos. 11079008, 11179007,

TABLE III. The results for the branching fraction calculation. $\mathcal{B}_{\text{CLEO}}(\psi(3770) \rightarrow \gamma X)$ is the CLEO's measurement for the related branching fraction; $\Gamma(\psi(3770) \rightarrow \gamma X)$ is the measured partial width for the related process calculated with $\Gamma(\psi(3770) \rightarrow \gamma X) = \Gamma_{\psi(3770)} \mathcal{B}(\psi(3770) \rightarrow \gamma X)$; Γ_{IML} and Γ_{LQCD} are the theoretical predictions of the partial width for $\psi(3770) \rightarrow \gamma X$ based on IML and LQCD [37] models, respectively. For the measured branching fractions, the first errors are statistical and the second ones are systematic.

Quantity	η_c	$\eta_c(2S)$	χ_{c1}
N_{obs}	29.3 ± 18.2	0.4 ± 8.5	34.9 ± 9.8
N_{up}	56.8	16.1	...
ϵ (%)	27.87	25.24	28.46
$\mathcal{B}(\psi(3770) \rightarrow \gamma X \rightarrow \gamma K_S^0 K^\pm \pi^\mp) (\times 10^{-6})$	< 16	< 5.6	$8.51 \pm 2.39 \pm 1.42$
$\mathcal{B}(\psi(3770) \rightarrow \gamma X) (\times 10^{-3})$	< 0.68	< 2.0	$2.33 \pm 0.65 \pm 0.43$
$\mathcal{B}_{\text{CLEO}}(\psi(3770) \rightarrow \gamma X) (\times 10^{-3})$	$2.9 \pm 0.5 \pm 0.4$
$\Gamma(\psi(3770) \rightarrow \gamma X)$ (keV)	< 19	< 55	...
Γ_{IML} (keV)	$17.14_{-12.03}^{+22.93}$	$1.82_{-1.19}^{+1.95}$...
Γ_{LQCD} (keV)	10 ± 11

11179014, 11179020, U1332201; National Natural Science Foundation of China (NSFC) under Contracts Nos. 10625524, 10821063, 10825524, 10835001, 10935007, 11125525, 11235011; the Chinese Academy of Sciences (CAS) Large-Scale Scientific Facility Program; CAS under Contracts Nos. KJCX2-YW-N29, KJCX2-YW-N45; 100 Talents Program of CAS; German Research Foundation DFG under Contract No. Collaborative Research Center CRC-1044; Istituto Nazionale di Fisica Nucleare,

Italy; Ministry of Development of Turkey under Contract No. DPT2006K-120470; U. S. Department of Energy under Contracts Nos. DE-FG02-04ER41291, DE-FG02-05ER41374, DE-FG02-94ER40823, DESC0010118; U.S. National Science Foundation; University of Groningen (RuG) and the Helmholtzzentrum fuer Schwerionenforschung GmbH (GSI), Darmstadt; WCU Program of National Research Foundation of Korea under Contract No. R32-2008-000-10155-0.

-
- [1] J. L. Rosner, Phys. Rev. D **64**, 094002 (2001).
[2] P. A. Rapidis *et al.*, Phys. Rev. Lett. **39**, 526 (1977).
[3] W. Bacino *et al.*, Phys. Rev. Lett. **40**, 671 (1978).
[4] M. Ablikim *et al.* (BES Collaboration), Phys. Rev. D **76**, 122002 (2007).
[5] M. Ablikim *et al.* (BES Collaboration), Phys. Lett. B **659**, 74 (2008).
[6] M. Ablikim *et al.* (BES Collaboration), Phys. Rev. Lett. **97**, 121801 (2006).
[7] M. Ablikim *et al.* (BES Collaboration), Phys. Lett. B **641**, 145 (2006).
[8] D. Besson *et al.* (CLEO Collaboration), Phys. Rev. Lett. **104**, 159901(E) (2010).
[9] J. Z. Bai *et al.* (BES Collaboration), Phys. Lett. B **605**, 63 (2005).
[10] N. E. Adam *et al.* (CLEO Collaboration), Phys. Rev. Lett. **96**, 082004 (2006).
[11] T. E. Coan *et al.* (CLEO Collaboration), Phys. Rev. Lett. **96**, 182002 (2006).
[12] R. A. Briere *et al.* (CLEO Collaboration), Phys. Rev. D **74**, 031106 (2006).
[13] G. S. Adams *et al.* (CLEO Collaboration), Phys. Rev. D **73**, 012002 (2006).
[14] J. Beringer *et al.* (Particle Data Group), Phys. Rev. D **86**, 010001 (2012).
[15] G. Li and Q. Zhao, Phys. Rev. D **84**, 074005 (2011).
[16] M. Ablikim *et al.* (BESIII Collaboration), Nucl. Instrum. Methods Phys. Res., Sect. A **614**, 345 (2010).
[17] D. M. Asner *et al.*, Int. J. Mod. Phys. A **24**, 499 (2009).
[18] S. Agostinelli *et al.* (GEANT4 Collaboration), Nucl. Instrum. Methods Phys. Res., Sect. A **506**, 250 (2003).
[19] Z. Y. Deng *et al.*, Chinese Phys. C **30**, 371 (2006).
[20] S. Jadach, B. F. L. Ward, and Z. Was, Comput. Phys. Commun. **130**, 260 (2000).
[21] S. Jadach, B. F. L. Ward, and Z. Was, Phys. Rev. D **63**, 113009 (2001).
[22] A. Vinokurova *et al.* (Belle Collaboration), Phys. Lett. B **706**, 139 (2011).
[23] D. J. Lange, Nucl. Instrum. Methods Phys. Res., Sect. A **462**, 152 (2001).
[24] J. C. Chen, G. S. Huang, X. R. Qi, D. H. Zhang, and Y. S. Zhu, Phys. Rev. D **62**, 034003 (2000).
[25] E. Barberio and Z. Was, Comput. Phys. Commun. **79**, 291 (1994).
[26] B. Aubert *et al.* (BABAR Collaboration), Phys. Rev. D **77**, 092002 (2008).
[27] M. Benayoun *et al.* Mod. Phys. Lett. A **14**, 2605 (1999).
[28] M. Ablikim *et al.* (BESIII Collaboration), Phys. Rev. Lett. **109**, 042003 (2012).
[29] V. V. Anashin, Int. J. Mod. Phys. Conf. Ser. **02**, 188 (2011).
[30] The Novosibirsk function is defined as $f(m_{ES}) = A_S \exp(-0.5 \ln^2[1 + \Lambda \tau \cdot (m_{ES} - m_0)]/\tau^2 + \tau^2)$, where $\Lambda = \sinh(\tau \sqrt{\ln 4})/(\sigma \tau \sqrt{\ln 4})$, the peak position is m_0 , the width is σ , and τ is the tail parameter.
[31] M. Ablikim *et al.* (BESIII Collaboration), Phys. Rev. Lett. **107**, 092001 (2011).
[32] M. Ablikim *et al.* (BESIII Collaboration), Phys. Rev. D **83**, 112005 (2011).
[33] M. Ablikim *et al.* (BESIII Collaboration), Phys. Rev. D

- 81**, 052005 (2010).
- [34] M. Ablikim *et al.* (BESIII Collaboration), Phys. Rev. D **87**, 052005 (2013).
- [35] M. Ablikim *et al.* (BESIII Collaboration), Chinese Phys. C **37**, 123001 (2013).
- [36] R. E. Mitchell *et al.* (CLEO Collaboration), Phys. Rev. Lett. **102**, 011801 (2009); **106**, 159903(E) (2001).
- [37] J. J. Dudek, R. Edwards, and C. E. Thomas, Phys. Rev. D **79**, 094504 (2009).