

# UC Santa Barbara

## UC Santa Barbara Previously Published Works

### Title

Addendum to “An asymptotically distribution-free test of symmetry” [Journal of Statistical Planning and Inference 137 (2007) 799–810]

### Permalink

<https://escholarship.org/uc/item/5t81d985>

### Journal

Journal of Statistical Planning and Inference, 139(4)

### ISSN

0378-3758

### Authors

Ekström, Magnus  
Jammalamadaka, S Rao

### Publication Date

2009-04-01

### DOI

10.1016/j.jspi.2008.09.008

Peer reviewed



Contents lists available at ScienceDirect

## Journal of Statistical Planning and Inference

journal homepage: [www.elsevier.com/locate/jspi](http://www.elsevier.com/locate/jspi)

## Addendum to “An asymptotically distribution-free test of symmetry” [Journal of Statistical Planning and Inference 137 (2007) 799–810]

Magnus Ekström<sup>a</sup>, S. Rao Jammalamadaka<sup>b,\*</sup><sup>a</sup>Centre of Biostochastics, Swedish University of Agricultural Sciences, S-901 83 Umeå, Sweden<sup>b</sup>Department of Statistics and Applied Probability, University of California, Santa Barbara, CA 93106, USA

The authors note that the symbols which appear in the key to Fig. 6 are not the ones used within its panels, and that the scales used on the vertical axes of Figs. 5 and 6 are not the same. The corrected versions of Figs. 5 and 6 are given here.

Since the classical test is not the best performing test of symmetry about an unknown value, it is worth comparing our test to the  $S_K$ -based test by Cabilio and Masaro (1996) and the test of Boos (1982).

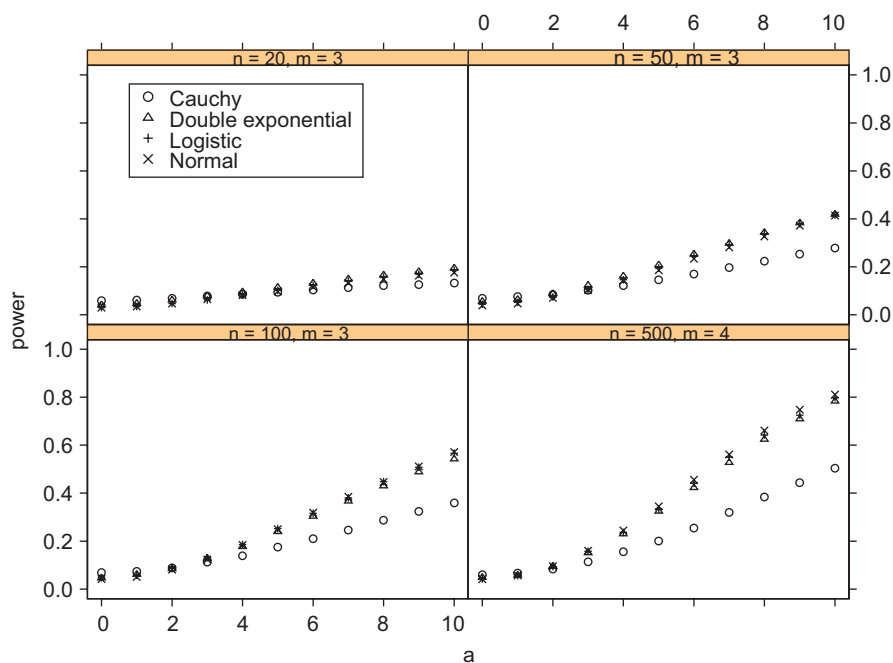


Fig. 5. The power of the test  $T$  as a function of  $a$ . Here  $\alpha = 0.05$ .

DOI of original article: 10.1016/j.jspi.2006.06.009.

\* Corresponding author.

E-mail address: [rao@pstat.ucsb.edu](mailto:rao@pstat.ucsb.edu) (S.R. Jammalamadaka).

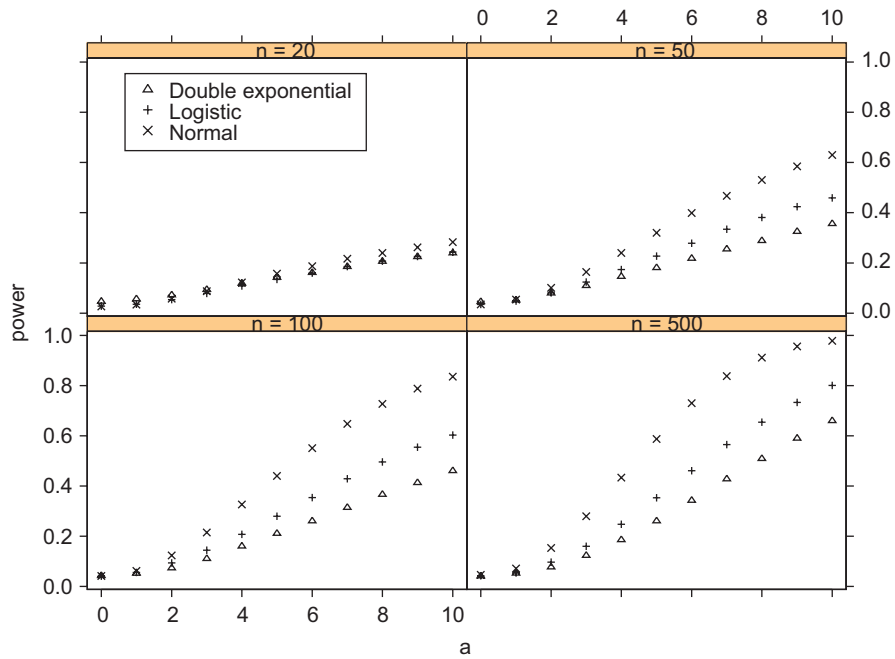


Fig. 6. The power of the classical test of skewness as a function of  $a$ . Here  $\alpha = 0.05$ .

Table 3

Estimates of the actual level of the test  $S_K$ .

$n$	Distribution			
	Cauchy	Double exponential	Logistic	Normal
20	0.039	0.026	0.023	0.029
50	0.067	0.034	0.036	0.039
100	0.087	0.035	0.044	0.045
500	0.099	0.035	0.043	0.051

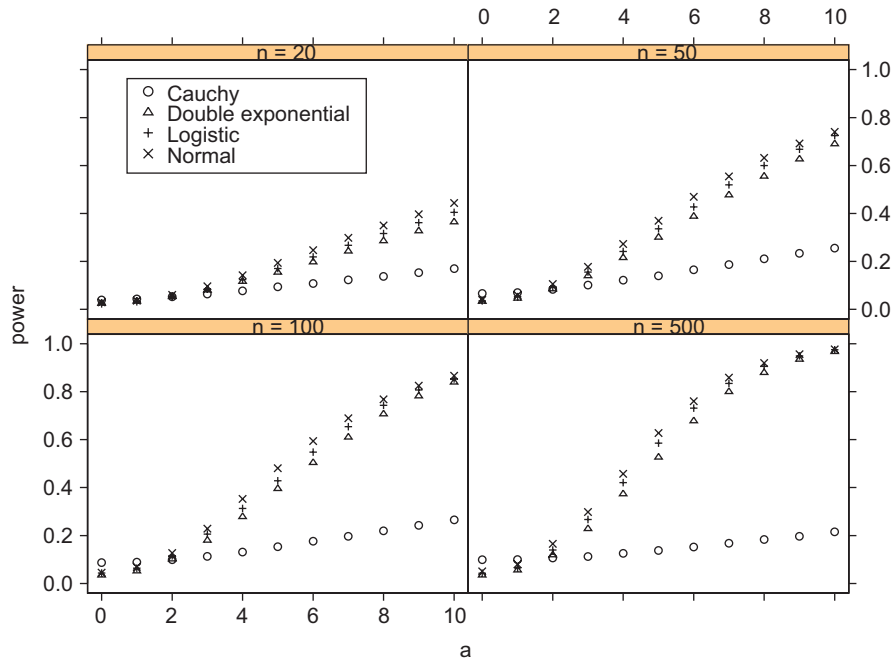


Fig. 7. The power of the test  $S_K$  as a function of  $a$ . Here  $\alpha = 0.05$ .

The results of the simulation study of the test by Cabilio and Masaro are presented in Table 3 and Fig. 7. From the simulations we note that our test  $T$  is more powerful than the test  $S_K$  for the close to Cauchy alternatives (except when  $n = 20$  and  $a$  is large). Moreover, for the Cauchy distribution the actual level of the  $S_K$ -based test appears to increase with sample size, and the actual level is about twice the nominal level when  $n = 500$ . For the other alternatives considered in the simulation study, the test  $S_K$  is the more powerful test of the two.

The test suggested by Boos (1982) cannot be recommended for the Cauchy case, because the true level of the test is as high as 0.33 when the nominal level is 0.05 (and  $n = 20$  or 50). Therefore, we decided not to include the test by Boos in the simulation study.

The conclusions of this paper remain correct and the authors would like to thank Dr. Arthur Pewsey for noticing the labeling discrepancies and for suggesting further comparisons with alternative tests.

## References

- Boos, D.D., 1982. A test for asymmetry associated with the Hodges–Lehmann estimator. *J. Amer. Statist. Assoc.* 77, 647–651.  
Cabilio, P., Masaro, J., 1996. A simple test of symmetry about an unknown median. *Canad. J. Statist.* 24, 349–361.