

Lawrence Berkeley National Laboratory

LBL Publications

Title

Observation of Antiprotons

Permalink

<https://escholarship.org/uc/item/5v41z1r5>

Authors

Chamberlain, Owen

Segrè, Emilio

Wiegand, Clyde

et al.

Publication Date

1955-10-01

Copyright Information

This work is made available under the terms of a Creative Commons Attribution License, available at <https://creativecommons.org/licenses/by/4.0/>

UCRL 3172
c. 2 repl.

UNIVERSITY OF
CALIFORNIA

RECEIVED
LAWRENCE
BERKELEY LABORATORY

AUG 21 1987

LIBRARY AND
DOCUMENTS SECTION

*Radiation
Laboratory*

TWO-WEEK LOAN COPY
This is a Library Circulating Copy
which may be borrowed for two weeks.

BERKELEY, CALIFORNIA

UCRL-3172
c. 2
repl.

DISCLAIMER

This document was prepared as an account of work sponsored by the United States Government. While this document is believed to contain correct information, neither the United States Government nor any agency thereof, nor the Regents of the University of California, nor any of their employees, makes any warranty, express or implied, or assumes any legal responsibility for the accuracy, completeness, or usefulness of any information, apparatus, product, or process disclosed, or represents that its use would not infringe privately owned rights. Reference herein to any specific commercial product, process, or service by its trade name, trademark, manufacturer, or otherwise, does not necessarily constitute or imply its endorsement, recommendation, or favoring by the United States Government or any agency thereof, or the Regents of the University of California. The views and opinions of authors expressed herein do not necessarily state or reflect those of the United States Government or any agency thereof or the Regents of the University of California.

UNIVERSITY OF CALIFORNIA

Radiation Laboratory
Berkeley, California

Contract No. W-7405-eng-48

OBSERVATION OF ANTIPROTONS

Owen Chamberlain, Emilio Segrè, Clyde Wiegand, and Thomas Ypsilantis

October 19, 1955

OBSERVATION OF ANTIPROTONS

Owen Chamberlain, Emilio Segrè, Clyde Wiegand, and Thomas Ypsilantis

Radiation Laboratory, Department of Physics
University of California, Berkeley, California

October 19, 1955

One of the striking features of Dirac's theory of the electron was the appearance of solutions to his equations which required the existence of an antiparticle, later identified as the positron.

The extension of the Dirac theory to the proton requires the existence of an antiproton, a particle which bears to the proton the same relationship as the positron to the electron. However, until experimental proof of the existence of the antiproton was obtained, it might be questioned whether a proton is a Dirac particle in the same sense as is the electron. For instance, the anomalous magnetic moment of the proton indicates that the simple Dirac equation does not give a complete description of the proton.

The experimental demonstration of the existence of antiprotons was thus one of the objects considered in the planning of the Bevatron. The minimum laboratory kinetic energy for the formation of an antiproton in a nucleon-nucleon collision is 5.6 Bev. If the target nucleon is in a nucleus and has some momentum the threshold is lowered. Assuming a Fermi energy of 25 Mev, one may calculate that the threshold for formation of a proton-antiproton pair is approximately 4.3 Bev. Another, 2-step, process that has been considered by Feldman¹ has an even lower threshold.

There have been several experimental events²⁻⁴ recorded in cosmic-ray investigations which might be due to antiprotons, although no sure conclusion can be drawn from them at present.

With this background of information we have performed an experiment directed to the production and detection of the antiproton. It is based upon the determination of the mass of negative particles originating at the Bevatron target. This determination depends on the simultaneous measurement of their momentum and velocity. Since the antiprotons must be selected from a heavy background of pions it has been necessary to measure the velocity by more than one method. To date, sixty antiprotons have been detected.

Figure 1 shows a schematic diagram of the apparatus. The Bevatron proton beam impinges on a copper target and negative particles scattered in the forward direction with momentum 1.19 Bev/c describe an orbit as shown in the figure. These particles are deflected 21° by the field of the Bevatron, and an additional 32° by magnet M1. With the aid of the quadrupole focusing magnet Q1 (consisting of 3 consecutive quadrupole magnets) these particles are brought to a focus at counter S1, the first scintillation counter. After passing through counter S1 the particles are again focused (by Q2), and deflected (by M2) through an additional angle of 34° , so that they are again brought to a focus at counter S2. The particles focused at S2 all have the same momentum within 2 percent.

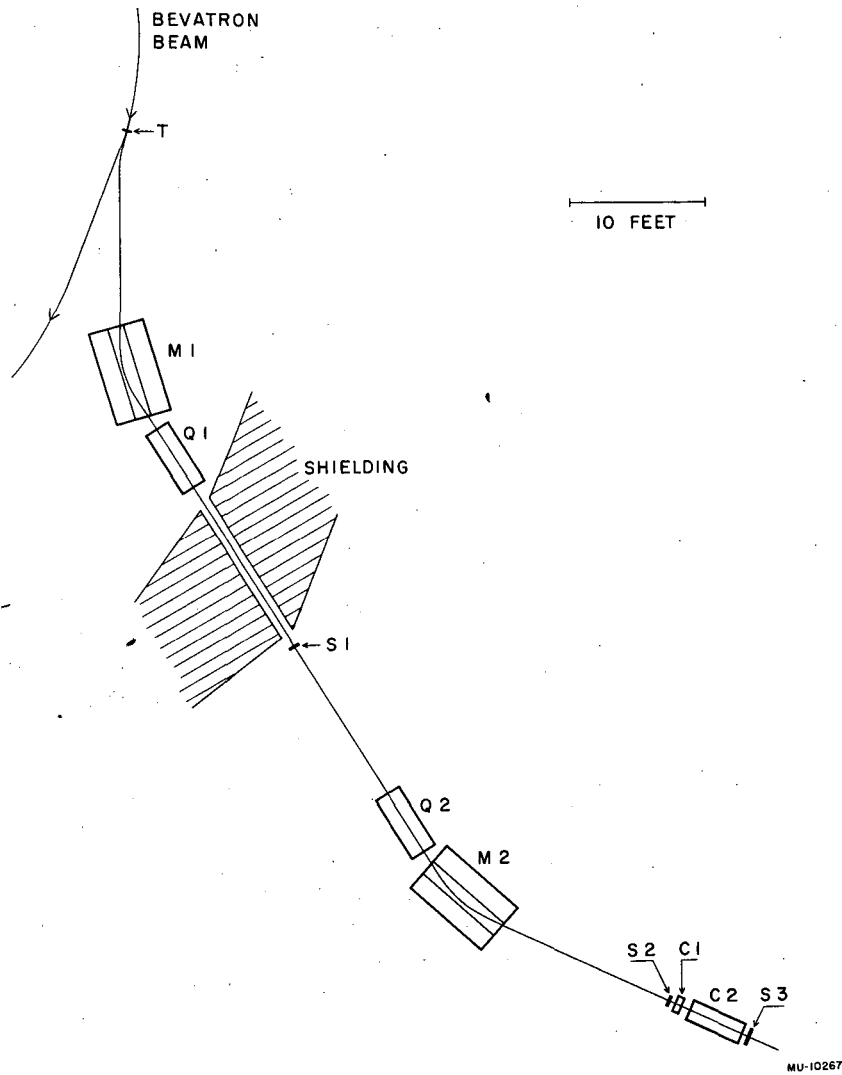


Fig. 1. Diagram of experimental arrangement. For details see Table I.

Counters S1, S2, and S3 are ordinary scintillation counters. Counters C1 and C2 are Cerenkov counters. Proton-mass particles of momentum 1.19 Bev/c incident on counter S2 have $v/c = \beta = 0.78$. Ionization energy loss in traversing counters S2, C1 and C2 reduces the average velocity of such particles to $\beta = 0.765$. Counter C1 detects all charged particles for which $\beta > 0.79$. C2 is a Cerenkov counter of special design that counts only particles in a narrow velocity interval, $0.75 < \beta < 0.78$. This counter will be described in a separate publication. In principle it is similar to some of the counters described by Marshall.⁵ The requirement that a particle count in this counter represents one of the determinations of velocity of the particle.

The velocity of the particles counted has also been determined by another method, namely by observing the time of flight between counters S1 and S2, separated by 40 ft. On the basis of time-of-flight measurement the separation of π -mesons from proton-mass particles is quite feasible. Mesons of momentum 1.19 Bev/c have $\beta = 0.99$, while for proton-mass particles of the same momentum $\beta = 0.78$. Their respective flight times over the 40-ft distance between S1 and S2 are 40 and 51 millimicroseconds.

The beam that traverses the apparatus consists overwhelmingly of π^- -mesons. One of the main difficulties of the experiment has been the selection of a very few antiprotons from the huge pion background. This has been accomplished by requiring counters S1, S2, C2, and S3 to count in coincidence. Coincidence counts in S1 and S2 indicate that a particle of momentum 1.19 Bev/c has traversed the system with a flight time of approximately 51 millimicroseconds. The further requirement of a coincidence in C2 establishes that the particle had a velocity in the interval $0.75 < \beta < 0.78$. The latter requirement of a count in C2 represents a measure of the velocity of the particle which is essentially independent of the cruder electronic time of flight measurement. Finally a coincident count in counter S3 was required in order to insure that the particle traversed the quartz radiator in C2 along the axis and suffered no large angle scattering.

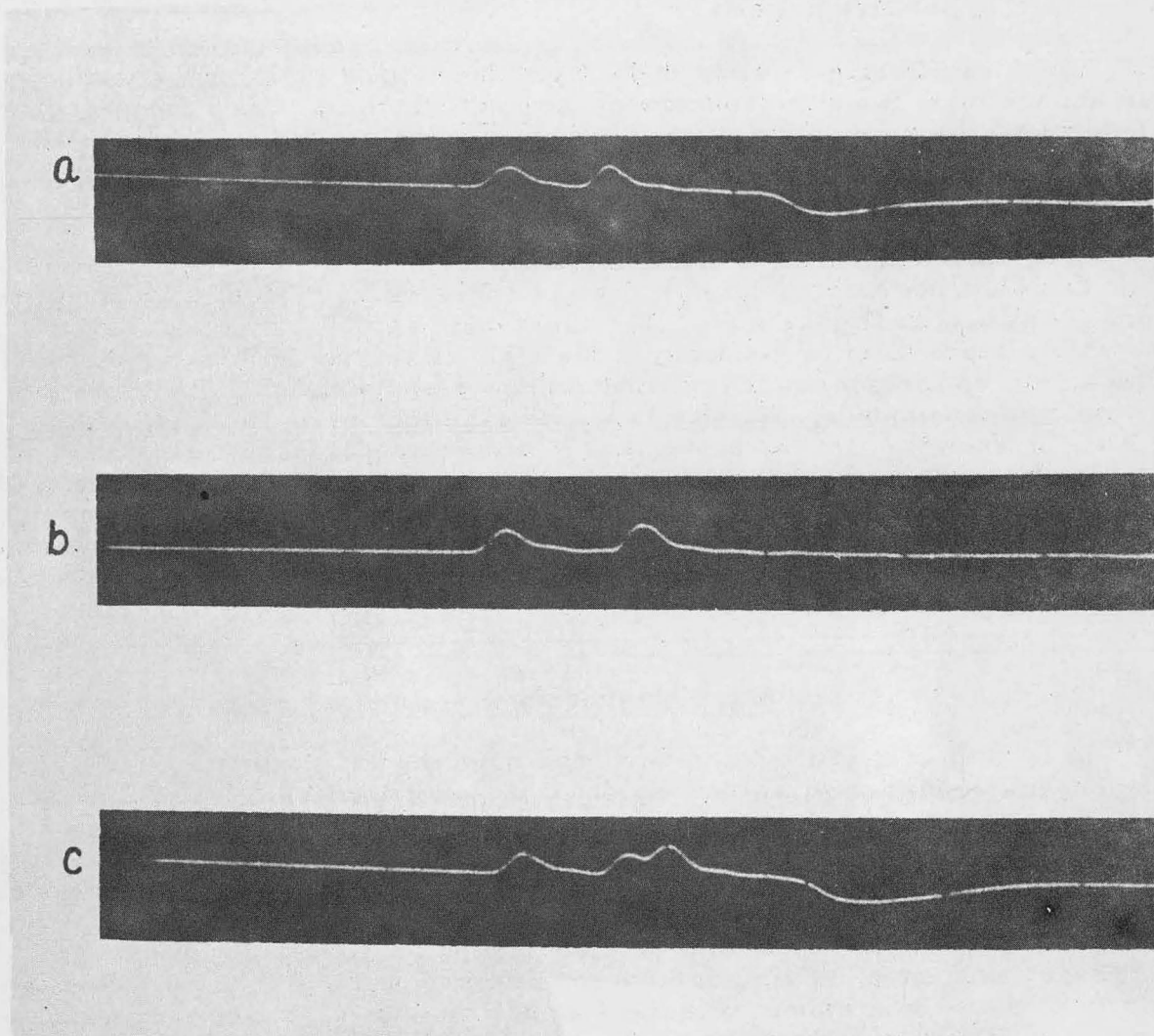
As outlined thus far, the apparatus has some shortcomings in the determination of velocity. In the first place, accidental coincidences of S1 and S2 cause some mesons to count, even though a single meson would be completely excluded because its flight time would be too short. Secondly, the Cerenkov counter C2 could be actuated by a meson (for which $\beta = 0.99$) if the meson suffered a nuclear scattering in the radiator of the counter. About 3 percent of mesons, which ideally should not be detected in C2, are counted in this manner. Both these deficiencies have been eliminated by the insertion of the guard counter C1, which records all particles of $\beta > 0.79$. A pulse from C1 indicates a particle (meson) moving too fast to be an antiproton of the selected momentum and indicates that this event should be rejected. In Table I the characteristics of the components of the apparatus are summarized.

The pulses from counters S1, S2, and C1 were displayed on an oscilloscope trace and photographically recorded. From the separation of pulses from S1 and S2 the flight time of the particle could be measured with an accuracy of 1 millimicrosecond, and the pulse in the guard counter C1 could be measured. Figure 2 shows three oscilloscope traces, with the pulses from S1, S2, and C1 appearing in that order. The first trace (a) shows the pulses due to a meson passing through the system. It was recorded while the electronic circuits were

Table I

Characteristics of Components of the Apparatus

S1, S2	Plastic scintillator counters 2.25 in. diameter by 0.62 in. thick
C1	Cerenkov counter of Fluorochemical 0-75, ($C_8F_{16}O$); $\mu_D = 1.276$; $\rho = 1.76 \text{ g cm}^{-3}$ Diameter 3 in. by 2 in. thick.
C2	Cerenkov counter of fused quartz: $\mu_D = 1.458$; $\rho = 2.2 \text{ g cm}^{-3}$. Diameter 2.38 in. by 2.5 in. long.
Q1, Q2	Quadrupole focusing magnets: Focal length 119 in. Aperture 4 in.
M1, M2	Deflecting magnets 60 in. long. Aperture 12 in. by 4 in. $B \cong 13700$ gauss.



ZN-1393

Fig. 2. Oscilloscope traces showing from left to right pulses from S1, S2, and C1. (a) meson, (b) antiproton, (c) accidental event.

adjusted for meson time of flight, for calibration purposes. The second trace (b) shows the pulses resulting from an antiproton. The separation of pulses from S1 and S2 indicates the correct antiproton time of flight, and the absence of the C1 pulse shows that no meson passed through C1. The third trace (c) shows the accidental coincidence of two mesons with a difference of time such as to register in the electronic circuits. Either the presence of a pulse from C2 or the presence of multiple pulses from S1 or S2 would be sufficient to identify the trace as due to one or more mesons.

An overall test of the apparatus was obtained by changing the position of the target in the Bevatron, inverting the magnetic fields in M1, M2, Q1, and Q2, and detecting positive protons.

Each oscilloscope sweep of the type shown in Fig. 2 can be used to make an approximate mass measurement for each particle, since the magnetic fields determine the momentum of the particle and the separation of pulses S1 and S2 determine the time of flight. For protons of our selected momentum the mass is measured to about 10 percent, using this method only.

The observed times of flight for antiprotons are made more meaningful by the fact that the electronic gate time is considerably longer than the spread of observed antiproton flight times. The electronic equipment accepts events that are within ± 6 millimicroseconds of the right flight time for antiprotons, while the actual antiproton traces recorded show a grouping of flight times to ± 1 or 2 millimicroseconds. Figure 3a shows a histogram of meson flight times; Fig. 3b shows a similar histogram of antiproton flight times. Accidental coincidences account for many of the sweeps (about 2/3 of the sweeps) during the runs designed to detect antiprotons. A histogram of the apparent flight times of accidental coincidences is shown in Fig. 3c. It will be noticed that the accidental coincidences do not show the close grouping of flight times characteristic of the antiproton or meson flight times.

Mass Measurement

A further test of the equipment has been made by adjusting the system for different mass particles, in the region of the proton mass. A test for the reality of the newly detected negative particles is that there should be a peak of intensity at the proton mass, with small background at adjacent mass settings. By changing only the magnetic field values of M1, M2, Q1, and Q2, particles of different momentum may be chosen. Providing the velocity selection is left completely unchanged, the apparatus is then set for particles of a different mass. These tests have been made both for positive and negative particles in the vicinity of the proton mass. Figure 4 shows the curve obtained using positive protons, which is the mass resolution curve of the instrument. Also shown in Fig. 4 are the experimental points obtained with antiprotons. The observations show the existence of a peak of intensity at the proton mass, with no evidence of background when the instrument is set for masses appreciably greater or smaller than the proton mass. This test is considered one of the most important for the establishment of the reality of these observations, since background, if present, could be expected to appear at any mass setting of the instrument. The peak at proton mass may further be used to say that the new particle has a mass within 5 percent of that of the proton mass. It is mainly on this basis that the new particles have been identified as antiprotons.

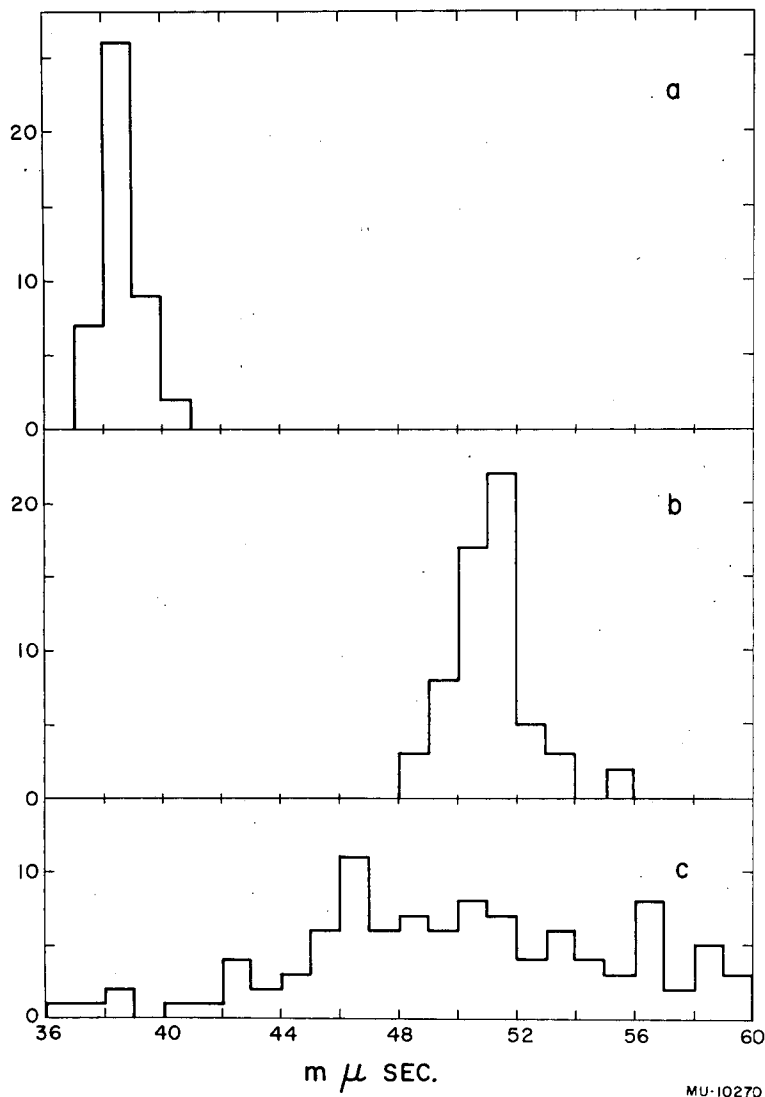


Fig. 3. (a) Histogram of meson flight times used for calibration.
(b) Histogram of antiproton flight times.
(c) Apparent flight times of a representative group of accidental coincidences.

Times of flight are in units of 10^{-9} sec. The ordinates show the number of events in each 10^{-9} sec. interval.

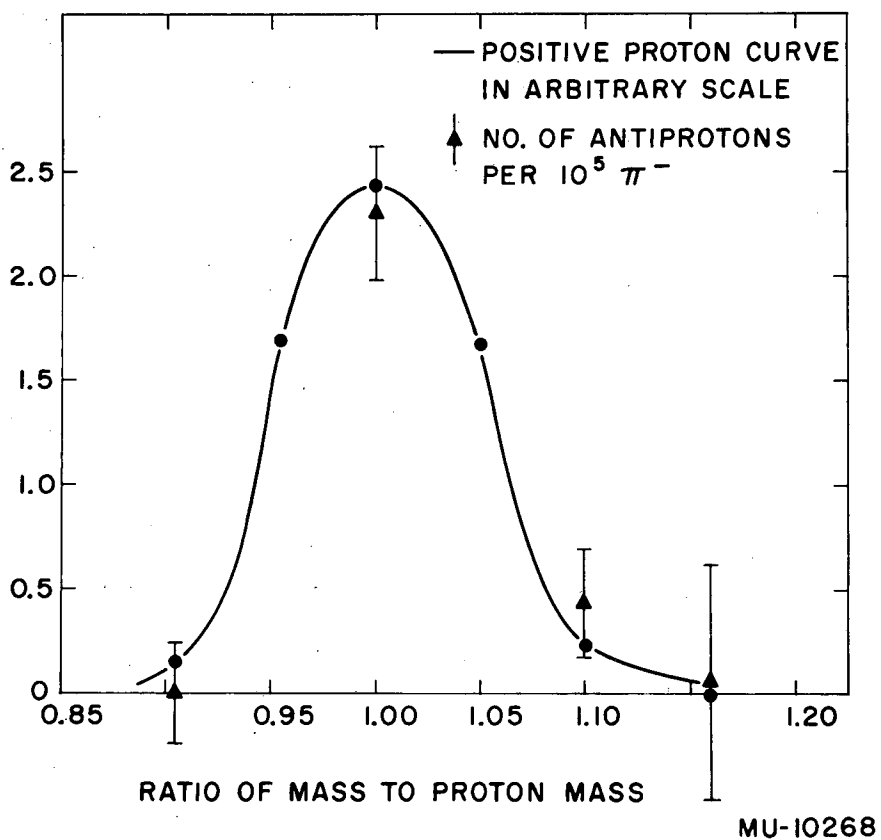


Fig. 4. The solid curve represents the mass resolution of the apparatus as obtained with protons. Also shown are the experimental points obtained with antiprotons.

Excitation Function

A very rough determination has been made of the dependence of antiproton production cross section on the energy of the Bevatron proton beam. A more exact determination will be attempted in the future, but up to the present it has not been possible to monitor reliably the amount of beam actually striking the target. Furthermore, the solid angle of acceptance of the detection apparatus may not be independent of Bevatron energy since the shape of the orbit on which the antiprotons emerge depends somewhat on the magnetic field strength within the Bevatron magnet. It has, however, been possible to measure the ratio of antiprotons to mesons (both at momentum 1.19 Bev/c) emitted in the forward direction from the target as a function of Bevatron energy. The resulting approximate excitation function is shown in the form of 3 experimental points in Fig. 5. Even at 6.2 Bev, the antiprotons appear only to the extent of one in 44000 mesons. Because of the decay of mesons along the trajectory through the detecting apparatus this should be one antiproton in 62000 mesons at the target. It will be seen from Fig. 5 that there is no observed antiproton production at the lowest energy. Although the production of antiprotons does not seem to rise as sharply with increasing energy as might at first be expected, the data indicate a reasonable threshold for production of antiprotons. It must again be emphasized that Fig. 5 shows only the excitation function relative to the meson excitation function, hence the true excitation function is not known at this time. If and when detailed meson production excitation functions become known, data of the type shown in Fig. 5 may allow a true antiproton production excitation function to be determined. It should also be mentioned that the angle of emission from the target actually varies slightly with Bevatron energy. At 6.2 Bev it is 3° , at 5.1 Bev it is 6° , and at 4.2 Bev it is 8° from the forward direction at the Bevatron target.

Possible Spurious Effects

The possibility of a negative hydrogen ion being mistaken for an antiproton is ruled out by the following argument: It is extremely improbable that such an ion should pass through all the counters without the stripping of its electrons. It may be added that except for a few feet near the target the whole trajectory through the apparatus is through gas at atmospheric pressure, either in air or, near the magnetic lenses, in helium gas introduced to reduce multiple scattering.

None of the known heavy mesons or hyperons have the proper mass to explain the present observations. Moreover, no such particles are known that have a mean life sufficiently long to pass through the apparatus without a prohibitive amount of decay since the flight time through the apparatus of a particle of proton mass is 10.2×10^{-8} sec. However, this possibility cannot be strictly ruled out. In the description of the new particles as antiprotons, a reservation must be made for the possible existence of previously unknown negative particles of mass very close to 1840 electron masses.

The observation of pulse heights in counters S1 and S2 indicates that the new particles must be singly charged. No multiply charged particle could explain the experimental results.

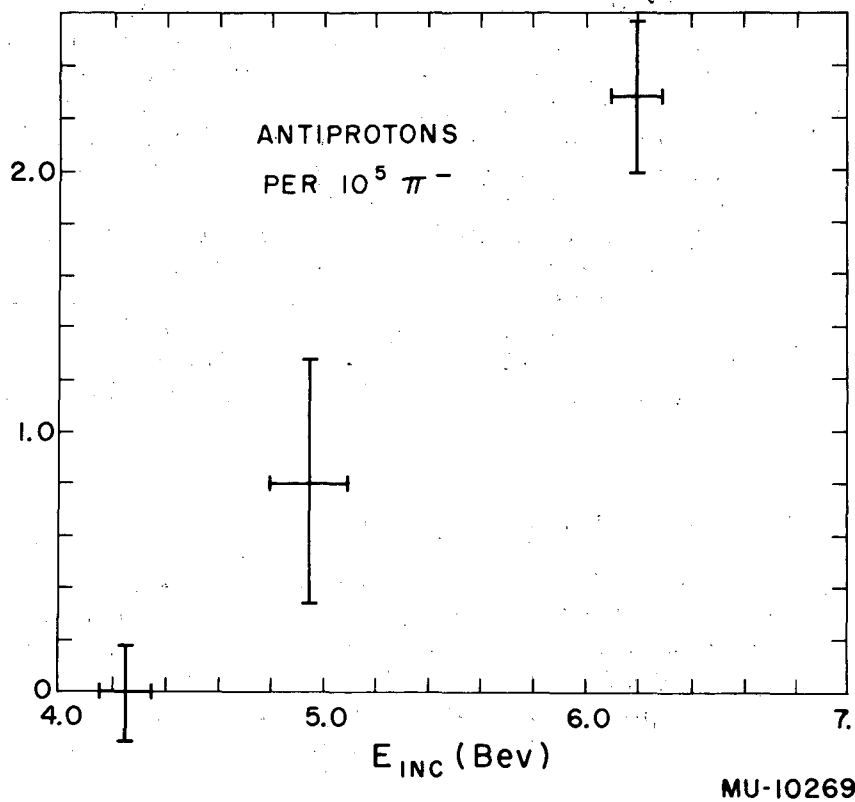


Fig. 5. Excitation curve for the production of antiprotons relative to meson production as a function of Bevatron beam energy.

Photographic experiments directed toward the detection of the terminal event of an antiproton are in progress in this laboratory and in Rome, Italy, using emulsions irradiated at the Bevatron, but to this date no positive results can be given. An experiment in conjunction with several other physicists to observe the energy release upon the stopping of an antiproton in a large lead-glass Cerenkov counter is in progress and its results will be reported shortly. It is also planned to try to observe the annihilation process of the antiproton in a cloud chamber, using the present apparatus for counter control.

The whole-hearted cooperation of Dr. E. J. Lofgren, under whose direction the Bevatron has been operated, has been of vital importance to this experiment. Mr. Herbert Steiner and Mr. Donald Keller have been very helpful throughout the work. Dr. O. Piccioni has made very useful suggestions in connection with the design of the experiment. Finally, we are indebted to the operating crew of the Bevatron and to our colleagues, who have cheerfully accepted many weeks postponement of their own work.

This work was done under the auspices of the Atomic Energy Commission.

REFERENCES

1. G. Feldman, Phys. Rev. 95, ~~1967~~¹⁶⁹⁷ (1954)
2. Evans Hayward, Phys. Rev. 72, 937 (1947)
3. Amaldi, Castagnoli, Cortini, Franzinetti, and Manfredini, Nuovo Cimento 1, 492 (1955)
4. Bridge, Courant, De Stabeler, and Rossi, Phys. Rev. 95, 1101 (1954)
5. J. Marshall. Annual Reviews of Nuclear Science, 4, 141 (1954)

