

**UCLA**

**Census Snapshots**

**Title**

Alaska Census Snapshot: 2010

**Permalink**

<https://escholarship.org/uc/item/5x78r3sx>

**Authors**

Gates, Gary J.

Cooke, Abigail M.

**Publication Date**

2011-09-01

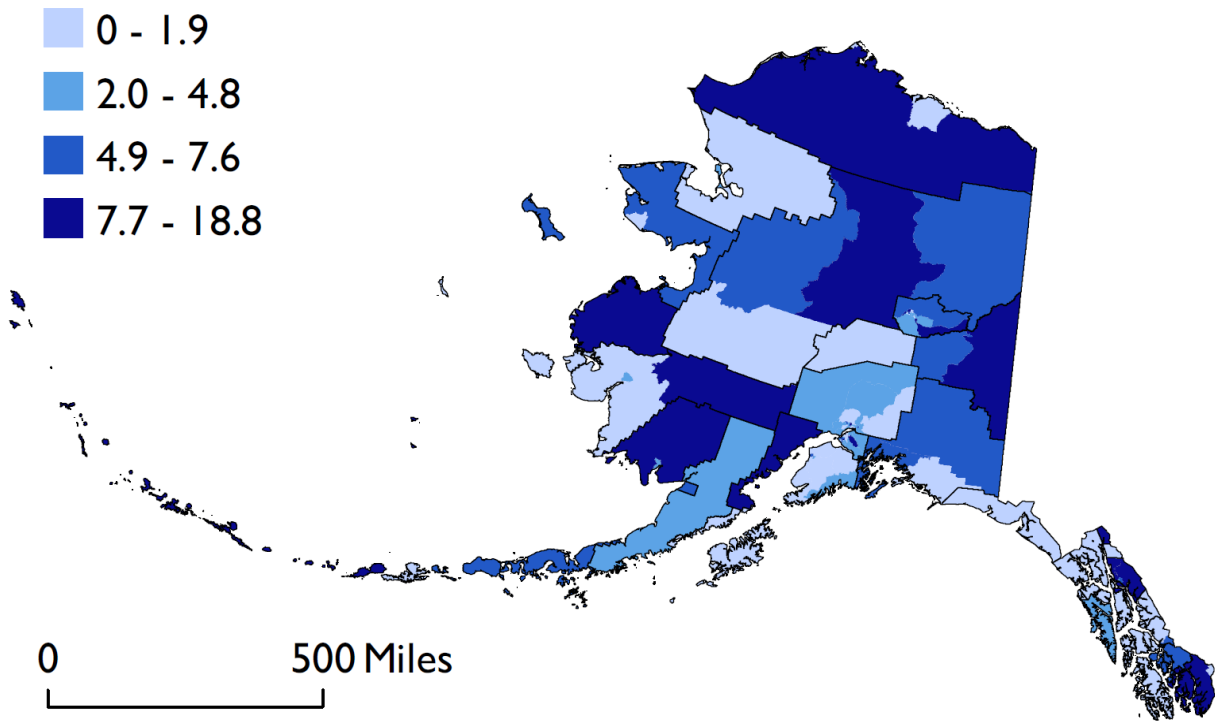


---

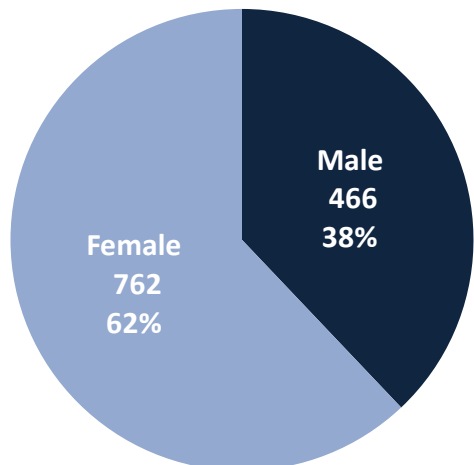
<b>Same-sex couples</b>	<b>1,228</b>	<b>Same-sex couples per 1,000 households</b>	<b>4.8</b>
Husband/wife	278	Same-sex "husband/wife" couples per 1,000 "husband/wife" couples	2.2
Unmarried partner	950	Same-sex "unmarried partner" couples per 1,000 "unmarried partner" couples	44.8

---

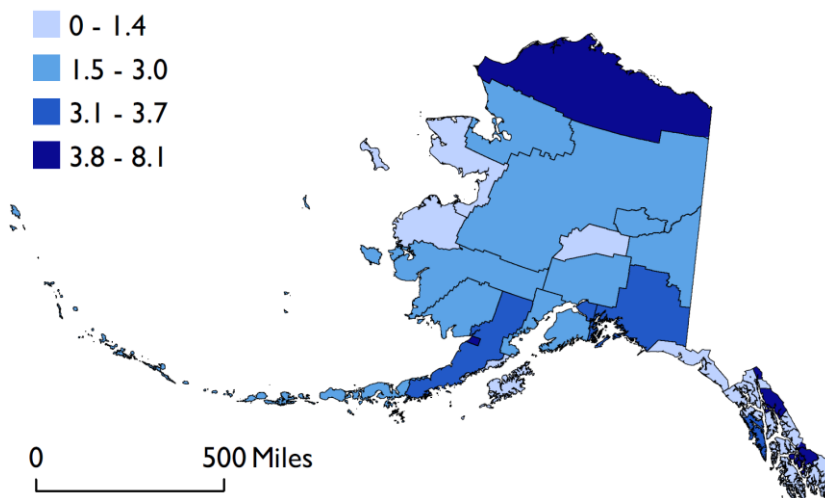
Same-sex couples per 1,000 households  
by Census tract (adjusted)



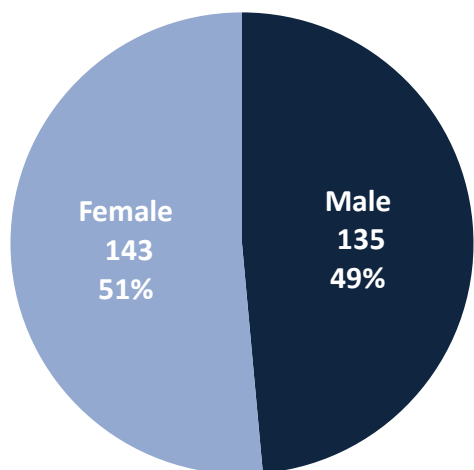
**All Same-sex Couples**



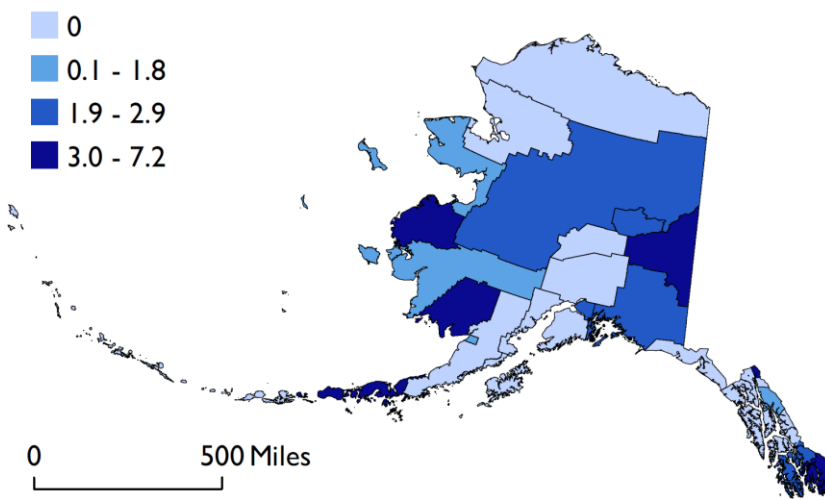
**Same-sex female couples per 1,000 households by county (adjusted)**



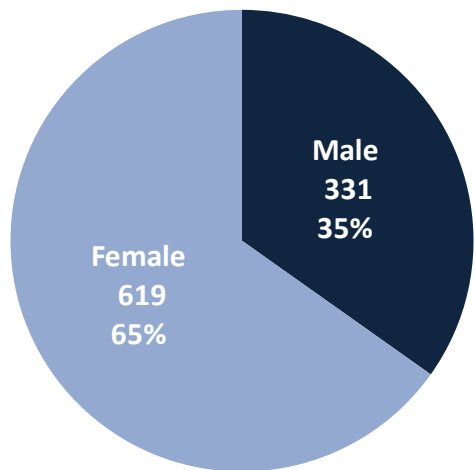
**Same-sex couples who identify as spouses**



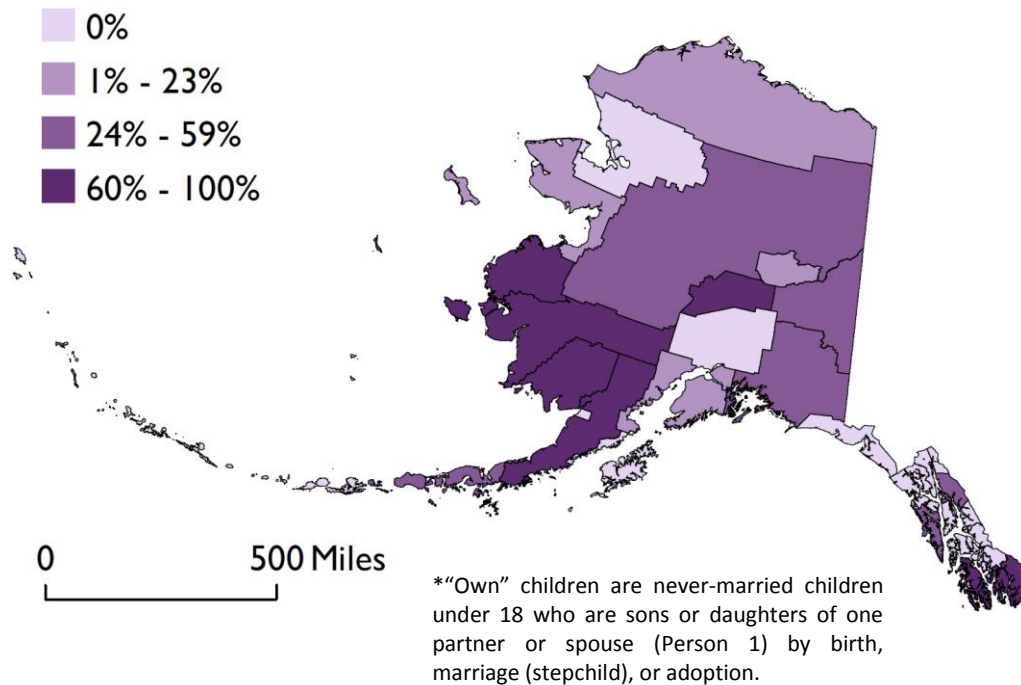
**Same-sex male couples per 1,000 households by county (adjusted)**



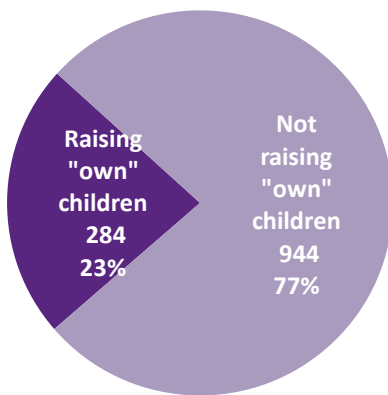
**Same-sex couples who identify as unmarried partners**



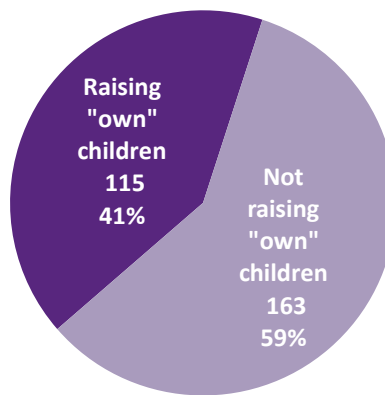
## Percent of same-sex couples raising “own” children\* by county (adjusted)



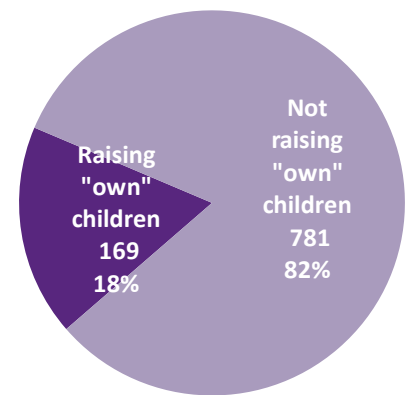
All Same-sex Couples



Same-sex couples who identify as spouses



Same-sex couples who identify as unmarried partners



### Data and methodology

Data are compiled using the US Census Bureau’s state-level preferred estimates for same-sex couples found [here](#). Same-sex couples are identified in households where Person 1 describes his or her relationship with another adult of the same sex as either a “husband/wife” or “unmarried partner”. The Census Bureau preferred estimates adjust original Census tabulations reported in the Census 2010 SF-1, PCT15 to account for the likelihood that a small portion of different-sex couples miscode the sex of a spouse or partner and are incorrectly counted as a same-sex couple.

#### Adjusted data

The Census Bureau only released preferred estimates for states. County, city, and tract data used in this report are adjusted by the authors and do not represent official Census Bureau tabulations. Like the Census Bureau preferred estimates, the adjustment procedure accounts for the likelihood that a small portion of different-sex couples miscode the sex of a spouse or partner and are incorrectly counted as a same-sex couple.

#### Undercount

The adjusted figures do not take into account the possibility that some same-sex couples may not be counted in Census tabulations due to concerns about confidentiality or because neither partner was Person 1 in the household.

Go [here](#) for a complete description of the adjustment procedure.

### Counties with 50+ same-sex couples ranked by same-sex couples per 1,000 households

State rank	US rank among 1,142 counties with 50+ same-sex couples	County	Same-sex couples (adjusted)	Same-sex couples per 1,000 households (adjusted)	Same-sex male couples (adjusted)	Same-sex female couples (adjusted)	% Raising "own" children among same-sex couples (adjusted)
1	44	Juneau	117	9.61	18	99	35%
2	218	Anchorage	628	5.85	280	348	21%
3	330	Fairbanks North Star	186	5.09	79	106	19%
4	1098	Matanuska-Susitna	74	2.33	0	74	0%

### Counties with <50 same-sex couples

		Aleutians East	4	6.35	3	1	45%
		Aleutians West	2	1.89	0	2	0%
		Bethel	14	2.98	3	11	63%
		Bristol Bay	2	5.28	1	2	0%
		Denali	1	0.91	0	1	100%
		Dillingham	9	5.69	6	3	76%
		Haines	1	0.72	0	1	0%
		Hoonah-Angoon	0	0.00	0	0	0%
		Kenai Peninsula	49	2.20	0	49	23%
		Ketchikan Gateway	24	4.52	17	7	70%
		Kodiak Island	5	1.03	0	5	0%
		Lake and Peninsula	2	3.16	0	2	100%
		Nome	7	2.66	4	3	6%
		North Slope	8	4.15	0	8	6%
		Northwest Arctic	4	2.12	0	4	0%
		Petersburg	1	0.43	0	1	0%
		Prince of Wales-Hyder	5	2.26	4	1	59%
		Sitka	11	3.08	0	11	53%
		Skagway	5	11.64	2	3	0%
		Southeast Fairbanks	15	5.70	9	6	33%
		Valdez-Cordova	22	5.67	11	12	27%
		Wade Hampton	15	8.41	12	2	85%
		Wrangell	6	5.82	2	4	0%
		Yakutat	0	0.00	0	0	0%
		Yukon-Koyukuk	12	5.38	6	6	38%

**Cities with 50+ same-sex couples  
ranked by same-sex couples per 1,000 households**

State rank	US rank among 1,415 cities with 50+ same-sex couples	City	Same-sex couples (adjusted)	Same-sex couples per 1,000 households (adjusted)
1	211	Juneau	118	9.67
2	698	Anchorage	633	5.89
3	708	Fairbanks	67	5.83

**About the authors**

**Gary J. Gates, PhD** is the Williams Distinguished Scholar at the Williams Institute, UCLA School of Law.

**Abigail M. Cooke** is a PhD candidate in the Department of Geography at UCLA and is affiliated with the California Center for Population Research.

**Acknowledgments**

The authors thank Williams Institute Fellows Angeliki Kastanis, Laura Durso, and Christy Mallory for assistance with the Snapshots.

**For more information**

The Williams Institute, UCLA School of Law, (310) 267-4382

<http://williamsinstitute.law.ucla.edu/>