

UCLA

Census Snapshots

Title

Census Snapshot: Utah

Permalink

<https://escholarship.org/uc/item/5xn362ch>

Authors

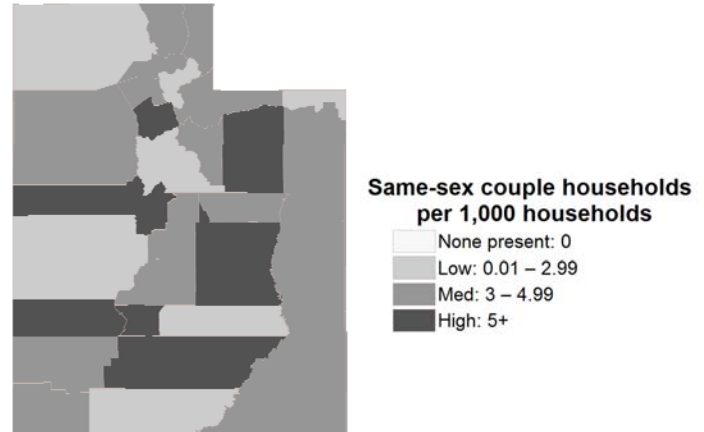
Romero, Adam P
Rosky, Clifford J
Badgett, M.V. Lee
et al.

Publication Date

2008

Adam P. Romero, *Public Policy Fellow*
Clifford J. Rosky, *Research Fellow*
M.V. Lee Badgett, *Research Director*
Gary J. Gates, *Senior Research Fellow*

Using data from the U.S. Census Bureau, this report provides demographic and economic information about same-sex couples and same-sex couples raising children in Utah. We compare same-sex “unmarried partners,” which the Census Bureau defines as an unmarried couple who “shares living quarters and has a close personal relationship,” to different-sex married couples in Utah.¹



In many ways, the more than 4,300 same-sex couples living in Utah are similar to married couples. According to Census 2000, they live throughout the State, are racially and ethnically diverse, have partners who depend upon one another financially, and actively participate in Utah’s economy. Same-sex households have similar economic resources to married couples but lower rates of homeownership. Census data also show that 19% of same-sex couples in Utah are raising more than 1,200 children.

SAME-SEX COUPLES AND THE LGB POPULATION IN UTAH

- In 2000, there were 3,370 same-sex couples living in Utah.²
- By 2005, the number of same-sex couples increased to 4,307.³ This increase likely reflects same-sex couples’ growing willingness to disclose their partnerships on government surveys.
- In 2005, there were an estimated 53,832 gay, lesbian, and bisexual people (single and coupled) living in Utah.⁴

INDIVIDUALS IN SAME-SEX COUPLES ARE DEMOGRAPHICALLY AND GEOGRAPHICALLY DIVERSE

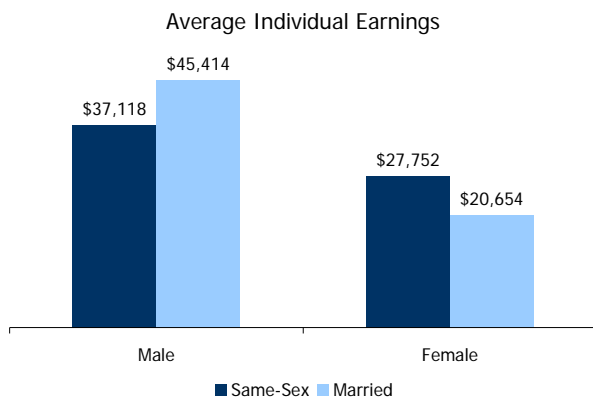
- There are more female same-sex couples (51%) than male same-sex couples (49%) in Utah.⁵
- Individuals in same-sex couples are, on average, 40 years old, and significantly younger than individuals in married couples (44 years old) in Utah.

- Same-sex couples live in every county in Utah and constitute 0.7% of coupled households and 0.5% of all households in the state. Salt Lake County reported the most same-sex couples with 1,964 couples (0.67% of all county households), followed by Weber County with 271 couples (0.41%), and Utah County with 270 couples (0.27%). The counties with the highest percentage of same-sex couples are Piute County (0.79% of all county households), Duchesne County (0.77%), and Salt Lake County (0.67%).⁶
- Utah’s same-sex couples are more racially and ethnically diverse than their married counterparts: 16% of same-sex couples are nonwhite, compared to 11% of married couples.

PEOPLE IN SAME-SEX COUPLES ARE ACTIVELY ENGAGED IN THE STATE ECONOMY

- Individuals in same-sex couples in Utah are significantly more likely to be employed than are married individuals: 85% of individuals in same-sex couples are employed, compared to 69% of married individuals.

- Contrary to a popular stereotype, the annual earnings of men in same-sex couples are lower than those of married men. On average, men in same-sex couples in Utah earn \$37,118 each year, significantly less than \$45,414 for married men. The median income of men in same-sex couples in Utah is \$30,000, or 19% less than that of married men (\$37,000).
- Women in same-sex couples in Utah earn an average of \$27,752 per year (with a median of \$24,900), more than married women, whose earnings average \$20,654 (with a median of \$16,900). Women in same-sex couples earn less than married men as well as men in same-sex couples.



- Individuals in same-sex and married couples in Utah are most likely to work in the private sector: 69% of individuals in same-sex and married couples work in the private sector; 22% of individuals in same-sex couples work in the public sector, compared to 18% of married individuals; and 9% of individuals in same-sex couples are self-employed, compared to 13% of married individuals.
- Individuals in same-sex couples are significantly more likely to have a college degree: 37% of individuals in same-sex couples and 26% of married individuals have earned a college degree.
- Despite the military's historic policies of excluding gay men and lesbians from service, individuals in same-sex couples have served in the military: 7% of individuals in same-sex couples are veterans, compared to 13% of married individuals.

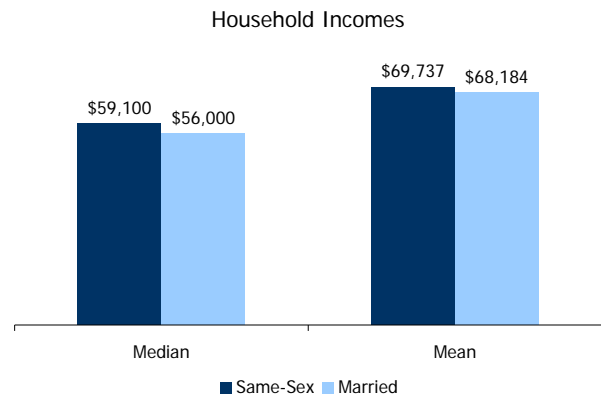
SAME-SEX PARTNERS IN UTAH DEPEND UPON ONE ANOTHER IN WAYS THAT ARE SIMILAR TO MARRIED COUPLES

- Couples in which one partner does not work or earns significantly less than the other partner may indicate financial interdependence. 19% of same-sex couples have only one wage earner, compared to 33% of married couples.

- The income gap between same-sex partners is \$20,360, compared to \$29,578 for married spouses.
- A larger percentage of same-sex couples in Utah have at least one partner who is disabled: 29% of same-sex couples, compared to 25% of married couples.
- 6% of same-sex couples have at least one partner who is age 65 or older, compared to 15% of married couples.

SAME-SEX HOUSEHOLDS IN UTAH HAVE SIMILAR ECONOMIC RESOURCES TO MARRIED HOUSEHOLDS

- The median income of same-sex coupled households in Utah is \$59,100, compared to \$56,000 for married couples. The average household income of same-sex couples is \$69,737, compared to \$68,184 for married couples.

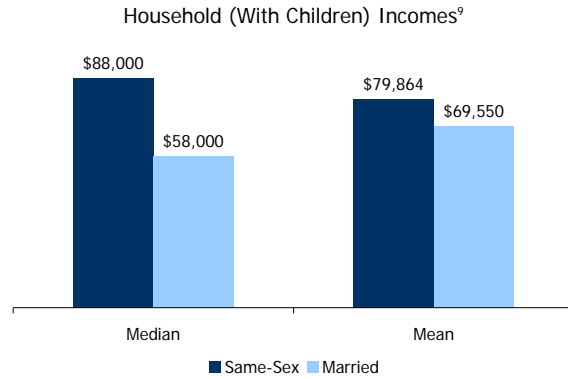


- Same-sex couples are significantly less likely than married couples to own their homes: 65% of same-sex couples in Utah own their home, compared to 82% of married couples.

19% OF SAME-SEX COUPLES IN UTAH ARE RAISING MORE THAN 1,200 CHILDREN

- About 19% of same-sex couples in Utah are raising children under the age of 18.
- As of 2005, an estimated 1,226 of Utah's children are living in households headed by same-sex couples.⁷
- Roughly 2% of Utah's adopted children (or 367 children) live with a lesbian or gay parent.⁸
- 23% of same-sex couples with children in Utah have only one wage earner, compared to 39% of married parents.

- The median household income of same-sex couples with children is \$88,000, compared to \$58,000 for married parents. The average household income of same-sex couples with children is \$79,864, compared to \$69,550 for married parents.⁹
- While 63% of same-sex couples with children own their home, a significantly larger percentage of married parents (81%) own their home.



CONCLUSION

Census data provide valuable information about gay and lesbian couples in Utah. In many respects, Utah's same-sex couples are similar to married couples. They have similar household incomes, are racially and ethnically diverse, and are raising children. However, same-sex couples in Utah do own homes at significantly lower rates than married couples, and individuals in same-sex couples are significantly more likely to be employed than married individuals.

	Same-Sex	Married
Race/Ethnicity ¹⁰		
White	84.1%	89.2%
Black	1.2%	0.4% ^
Hispanic	9.9%	6.7%
Asian	2.4%	2.0%
American Indian/Alaskan Native	1.5%	0.7%
Other	0.9%	1.0%
Average age	39.6	44.3*
Percent with a college degree or better	36.7%	26.5%*
Percent Employed	84.7%	68.5%*
Employment ¹⁰		
Private employer	68.8%	69.2%
Public employer	22.4%	17.8%
Self-employed	8.8%	12.7%
Veteran Status	7.1%	13.2%*
Average individual salary		
Men	\$37,118	\$45,414 ^
Woman	\$27,752	\$20,654*
Median individual salary		
Men	\$30,000	\$37,000
Woman	\$24,900	\$16,900

* Difference significant at the 5% level or better (two-tailed tests).
 ^ Difference significant at the 10% level or better (two-tailed tests).

	Same-Sex	Married
At least one partner 65 or older	5.6%	15.0%*
Percent disabled	29.0%	24.7%
Average household income	\$69,737	\$68,184
Median household income	\$59,100	\$56,000
Income gap between partners	\$20,360	\$29,578*
Single wage earner	19.4%	33.2%*
Homeownership	65.1%	81.5%*
Percent with children under 18	19.4%	58.0%*

* Difference significant at the 5% level or better (two-tailed tests).
 ^ Difference significant at the 10% level or better (two-tailed tests).

	Same-Sex parents	Married parents
Average number of children under 18 in the household	1.5	2.3*
Single wage earner (parents)	23.4%	38.6%
Average household income (parents)	\$79,864	\$69,550
Median household income (parents)	\$88,000	\$58,000
Homeownership	62.6%	80.6% ^

* Difference significant at the 5% level or better (two-tailed tests).
 ^ Difference significant at the 10% level or better (two-tailed tests).

Appendix A: Counts and percent of same-sex couples by county

County	Number of same-sex couples	Percent of same-sex couples out of all households
Beaver	12	0.61%
Box Elder	35	0.27%
Cache	107	0.39%
Carbon	31	0.42%
Daggett	1	0.29%
Davis	222	0.31%
Duchesne	35	0.77%
Emery	19	0.55%
Garfield	9	0.57%
Grand	11	0.32%
Iron	33	0.31%
Juab	13	0.53%
Kane	6	0.27%
Millard	8	0.21%
Morgan	4	0.20%
Piute	4	0.79%
Rich	2	0.31%
Salt Lake	1964	0.67%
San Juan	18	0.44%
Sanpete	22	0.34%
Sevier	25	0.41%
Summit	42	0.41%
Tooele	43	0.34%
Uintah	29	0.35%
Utah	270	0.27%
Wasatch	20	0.42%
Washington	113	0.38%
Wayne	1	0.11%
Weber	271	0.41%

About the Authors

Adam P. Romero is Public Policy Fellow at the Williams Institute, UCLA School of Law. J.D. Yale Law School; A.B., *summa cum laude*, Cornell University. His current research examines the significance of family in society and law, especially as relevant to disabled adults without family.

Clifford J. Rosky is Research Fellow at the Williams Institute, UCLA School of Law. J.D. Yale Law School; B.A., *summa cum laude*, Amherst College. His current research examines the significance of gender in family law cases involving lesbian and gay parents.

M.V. Lee Badgett is Research Director at the Williams Institute, UCLA School of Law, and Director of the Center for Public Policy and Administration at the University of Massachusetts Amherst, where she is also on the faculty of the Department of Economics. She studies family policy and employment discrimination related to sexual orientation.

Gary J. Gates is Senior Research Fellow at the Williams Institute, UCLA School of Law. He studies the demographic and economic characteristics of the lesbian and gay population.

¹ Unless otherwise noted, we calculate the demographic characteristics from the Census 2000 Public Use Microdata Sample (5% file) available from the U.S. Census Bureau. For a detailed discussion of the Census 2000 methodology used in this report, see *Census Snapshot: Methods Note*, available at <http://www.law.ucla.edu/williamsinstitute/publications/MethodologicalDetailsForCensusSnapshots.pdf>. In estimating numbers of same-sex couples and children raised by same-sex couples, however, we use the total number of same-sex couples from 2005 and the proportion of couples with children from 2000 in order to provide a more up-to-date estimate.

² Tavia Simmons & Martin O'Connell, U.S. Department of Commerce, U.S. Census Bureau, *Married-Couple and Unmarried-Partner Households*, Census 2000 Special Reports, CENSR-5, p. 4, tab. 2 (Feb. 2003).

³ Gary J. Gates, The Williams Institute, *Same-sex Couples and the Gay, Lesbian, Bisexual Population: New Estimates from the American Community Survey*, p. 11, apx. 1, available at <http://www.law.ucla.edu/williamsinstitute/publications/SameSexCouplesandGLBpopACS.pdf>. Sample sizes for individual states in 2005 are not sufficiently large for the analyses presented in this report, we therefore use data from Census 2000 where samples are on average five times larger than 2005.

⁴ *Id.*

⁵ Simmons & O'Connell, *supra* note 2.

⁶ U.S. Census Bureau, *Unmarried Partner Households by Sex of Partners*, PCT14. Percentages of total households computed by dividing data in PCT14 by data in P15 (total households).

⁷ Computed by multiplying the number of same-sex couples times the percent of same-sex couples with children times the average number of children under 18 in the household.

⁸ Gary J. Gates, M.V. Lee Badgett, Kate Chambers, Jennifer Macomber, The Williams Institute & The Urban Institute, *Adoption and Foster Care by Gay and Lesbian Parents in the United States (2007)*, available at <http://www.law.ucla.edu/Williamsinstitute/publications/Policy-Adoption-index.html>.

⁹ The sample size for same-sex couples raising children in Utah is insufficiently large to produce statistically significant results with respect to incomes of this population. However, we report the information in order to remain consistent with the other reports in this Census Snapshot series.

¹⁰ Due to rounding, percent may not add to 100.

For more information, contact:
The Williams Institute
UCLA School of Law
Box 951476
Los Angeles, CA 90095-1476
T (310)267-4382
F (310)825-7270
williamsinstitute@law.ucla.edu
www.law.ucla.edu/williamsinstitute