

Lawrence Berkeley National Laboratory

LBL Publications

Title

Azimuthal correlations in Z +jets events in proton-proton collisions at $s=13\text{TeV}$.

Permalink

<https://escholarship.org/uc/item/6104x7rr>

Journal

European Physical Journal C: Particles and Fields, 83(8)

ISSN

1434-6044

Authors

Tumasyan, A
Adam, W
Andrejkovic, J
et al.

Publication Date

2023

DOI

10.1140/epjc/s10052-023-11833-z

Peer reviewed



Azimuthal correlations in Z +jets events in proton–proton collisions at $\sqrt{s} = 13$ TeV

CMS Collaboration*

CERN, 1211 Geneva 23, Switzerland

Received: 28 October 2022 / Accepted: 17 February 2023 / Published online: 11 August 2023
© CERN for the benefit of the CMS Collaboration 2023

Abstract The production of Z bosons associated with jets is measured in pp collisions at $\sqrt{s} = 13$ TeV with data recorded with the CMS experiment at the LHC corresponding to an integrated luminosity of 36.3 fb^{-1} . The multiplicity of jets with transverse momentum $p_T > 30$ GeV is measured for different regions of the Z boson's $p_T(Z)$, from lower than 10 GeV to higher than 100 GeV. The azimuthal correlation $\Delta\phi$ between the Z boson and the leading jet, as well as the correlations between the two leading jets are measured in three regions of $p_T(Z)$. The measurements are compared with several predictions at leading and next-to-leading orders, interfaced with parton showers. Predictions based on transverse-momentum dependent parton distributions and corresponding parton showers give a good description of the measurement in the regions where multiple parton interactions and higher jet multiplicities are not important. The effects of multiple parton interactions are shown to be important to correctly describe the measured spectra in the low $p_T(Z)$ regions.

1 Introduction

In high-energy proton–proton (pp) collisions at the CERN LHC, the production of Z bosons is regarded as a standard measurement tool, because their properties can be measured very precisely in their leptonic decay channel, and the production cross section can be calculated with high precision. Although the production of Z bosons is a purely electroweak (EW) process, corrections from quantum chromodynamics (QCD) play an increasingly important role as the Z boson transverse momentum $p_T(Z)$ increases. At small $p_T(Z)$, where soft-gluon radiation is important, a resummation to all orders must be performed in order to obtain stable theoretical predictions [1–4] and to describe the measurements [5]. When $p_T(Z)$ increases, hard partonic radiation becomes

important and associated jets can be measured, allowing the study of QCD contributions to Z production.

Cross sections for the production of Z bosons associated with jets were measured in proton–antiproton collisions at $\sqrt{s} = 1.96$ TeV at the Fermilab Tevatron by the CDF and D0 Collaborations [6, 7]. At the LHC, the ATLAS, CMS, and LHCb Collaborations have published measurements in pp collisions at $\sqrt{s} = 7$ TeV [8–13], 8 TeV [14, 15], and 13 TeV [16, 17].

This article describes a study by the CMS Collaboration of the production of Z bosons with associated jets at a center-of-mass energy of 13 TeV. We measure the multiplicity of jets with $p_T > 30$ GeV in a pseudorapidity range of $|\eta| < 2.4$. In the region of low $p_T(Z)$, additional jets must balance the leading jet of $p_T > 30$ GeV, whereas at large $p_T(Z)$ the Z boson is expected to balance the p_T of the leading jet. We measure distributions in three (representative) $p_T(Z)$ regions: at low transverse momentum $p_T(Z) < 10$ GeV; in the intermediate range of $30 < p_T(Z) < 50$ GeV; and in the large range of $p_T(Z) > 100$ GeV.

The jet multiplicity, the azimuthal correlation $\Delta\phi(Z j_1)$ between the Z boson and the leading jet, as well as the correlation $\Delta\phi(j_1 j_2)$ between the two leading jets, is measured in these three ranges of $p_T(Z)$. At small $p_T(Z)$, a weak correlation between the Z boson and the leading jet is expected, whereas at large $p_T(Z)$ the azimuthal correlation is expected to be strong, since then the Z boson and the leading jet are most likely the highest p_T objects in the event. The situation is opposite for $\Delta\phi(j_1 j_2)$, where at small $p_T(Z)$ a strong correlation is expected, whereas at large $p_T(Z)$ the correlation will be weak.

The measurement of jet multiplicity as well as the measurements of the azimuthal correlations $\Delta\phi(Z j_1)$, and $\Delta\phi(j_1 j_2)$ in various ranges of $p_T(Z)$ provide an opportunity to make detailed comparisons with theoretical predictions. In particular, calculations of next-to-leading order (NLO) Z +jet production supplemented with parton shower (PS) and hadronization, as well as merged calculations with higher partonic jet multiplicity, can be studied. Of particular inter-

* e-mail: cms-publication-committee-chair@cern.ch (corresponding author)

est are the comparisons with predictions based on the parton branching (PB) method with transverse-momentum dependent (PB-TMD) parton distribution functions (PDFs) [18–20] together with a TMD-based PS [21]. A comparison with resummed calculations using the GENEVA [22–25] framework is also shown.

2 The CMS detector

The central feature of the CMS apparatus is a superconducting solenoid of 6 m internal diameter, providing a magnetic field of 3.8 T. Within the solenoid volume are a silicon pixel and strip tracker, a lead tungstate crystal electromagnetic calorimeter (ECAL), and a brass and scintillator hadron calorimeter (HCAL), each composed of a barrel and two endcap sections. Forward calorimeters extend the η coverage provided by the barrel and endcap detectors. Muons are detected in gas-ionization chambers embedded in the steel flux-return yoke outside the solenoid.

Events of interest are selected using a two-tiered trigger system. The first level, composed of custom hardware processors, uses information from the calorimeters and muon detectors to select events at a rate of around 100 kHz within a fixed latency of about 4 μ s [26]. The second level, known as the high-level trigger, consists of a farm of processors running a version of the full event reconstruction software optimized for fast processing and reduces the event rate to around 1 kHz before data storage [27].

The particle-flow algorithm (PF) [28] reconstructs and identifies each individual particle in an event, with an optimized combination of information from the various elements of the CMS detector. The primary vertex (PV) is taken to be the vertex corresponding to the hardest scattering in the event, evaluated using tracking information alone, as described in Section 9.4.1 of Ref. [29].

The energy of photons is obtained from the ECAL measurement. The energy of electrons is determined from a combination of the electron momentum at the primary interaction vertex as determined by the tracker, the energy of the corresponding ECAL cluster, and the energy sum of all bremsstrahlung photons spatially compatible with originating from the electron track. The momentum resolution for electrons with $p_T \approx 45$ GeV from $Z \rightarrow e^+e^-$ decays ranges from 1.7 to 4.5%. It is generally better in the barrel region than in the endcaps, and also depends on the bremsstrahlung energy emitted by the electron as it traverses the material in front of the ECAL [30,31]. The overall reconstruction efficiency is around 93% for electrons from Z decay.

The energy of muons is obtained from the curvature of the corresponding track. Muons are measured in the range $|\eta| < 2.4$, with detection planes made using three tech-

nologies: drift tubes, cathode strip chambers, and resistive-plate chambers. The single-muon trigger efficiency exceeds 90% over the full η range, and the efficiency to reconstruct and identify muons is greater than 96%. Matching muons to tracks measured in the silicon tracker results in a relative p_T resolution of 1% in the barrel and 3% in the endcaps for muons with p_T up to 100 GeV. The p_T resolution in the barrel is better than 7% for muons with p_T up to 1 TeV [32].

The energy of charged hadrons is determined from a combination of their momentum measured in the tracker and the matching ECAL and HCAL energy deposits, corrected for the response function of the calorimeters to hadronic showers. Finally, the energy of neutral hadrons is obtained from the corresponding corrected ECAL and HCAL energies.

For each event, hadronic jets are clustered from these reconstructed particles using the infrared and collinear safe anti- k_T algorithm [33,34] with a distance parameter of 0.4. Jet momentum is determined as the vectorial sum of all particle momenta in the jet and is found from simulation to be, on average, within 5–10% of the true momentum over the whole p_T spectrum and detector acceptance. Additional pp interactions within the same or nearby bunch crossings (pileup) contribute additional tracks and calorimetric energy depositions, increasing the apparent jet momentum. To mitigate this effect, tracks identified as originating from pileup vertices are discarded and a correction is applied to correct for any remaining contributions.

Jet energy corrections are derived from simulation studies so the average measured energy of jets becomes identical to that of particle level jets. In situ measurements of the momentum balance in dijet, photon+jet, Z +jet, and multijet events are used to determine any residual differences between the jet energy scale in data and in simulation, and appropriate corrections are made [35]. Additional selection criteria are applied to each jet to remove jets potentially dominated by instrumental effects or reconstruction failures. The jet energy resolution amounts typically to 15–20% at 30 GeV, 10% at 100 GeV, and 5% at 1 TeV [35].

During the 2016 data-taking, a gradual shift in the timing of the inputs of the ECAL first-level trigger in the region at $|\eta| > 2.0$, referred to as pre-firing, caused a specific trigger inefficiency. For events containing an electron (a jet) with p_T larger than 50 (100) GeV, in the region $2.5 < |\eta| < 3.0$ the efficiency loss is about 10–20%, depending on p_T , η , and timing. Correction factors were computed from data and applied to the acceptance evaluated by simulation.

A more detailed description of the CMS detector, together with a definition of the coordinate system used and the relevant kinematic variables, is reported in Ref. [36].

3 Theoretical predictions

The measured differential cross sections are compared with a variety of predictions. One of the NLO calculations uses MADGRAPH5_AMC@NLO [37] (version 2.2.2) event generator interfaced with PYTHIA8 [38] for PS and hadronization. The matrix element calculations include $Z/\gamma^*+0,1,2$ jets at NLO. It is labeled as MG5_AMC+PY8 ($\leq 2j$ NLO) in the following.

The measurements are also compared with predictions obtained from MADGRAPH5_AMC@NLO (version 2.6.9) with PB-TMD PDFs and the corresponding PS as implemented in CASCADE3 [21] (labeled as MG5_AMC+CA3). The matrix elements (MEs) are calculated at NLO for $Z+1$ and $Z+2$ partons separately. The parton density PB-NLO-HERAI+II-2018-SET2 [20], as well as the PB initial-state PS, follow angular ordering conditions [39–42]. The advantage of the MG5_AMC+CA3 calculation is that the parameters of the PB-TMD initial-state PS are fixed by the PB-TMD PDFs.

In all calculations using MADGRAPH5_AMC@NLO the renormalization and factorization scales are set to $\mu_r = \mu_f = 1/2 \sum_i H_{Ti}$, where H_{Ti} is the scalar sum of the p_T with i running over all final particles and partons in the ME calculation. The corresponding uncertainties are estimated as the envelope of the set of variations of μ_r and μ_f by factors of 2 and 1/2, in all possible combinations except the extreme cases $(\mu_f, \mu_r) = (2, 0.5), (0.5, 2)$. The PDF uncertainties are estimated as the standard deviation of observables when using weights from the replicas provided in the NNPDF 3.0 NLO [43] PDF set.

The corresponding versions of these generators at leading-order (LO) are also compared with the measurement.

The following calculations are used for comparison with the measurements (a summary is given in Table 1):

- MG5_AMC+PY8 ($\leq 2j$ NLO) is a fixed-order perturbative QCD calculation at NLO of up to 2 noncollinear high- p_T partons for $pp \rightarrow Z+N$, $N = 0, 1, 2$, supplemented with PS and multiparton interactions (MPIs) from PYTHIA8 (version 8.212). The parameters of the underlying event tune CUETP8M1 [44] are applied. The merging of PS and MEs is performed with the FxFx scheme [45] with the merging scale of 30 GeV and a minimal partonic p_T for jets of $p_T^{\text{part}} = 15$ GeV. The NNPDF 3.0 NLO PDFs are used and $\alpha_S(m_Z) = 0.118$ is chosen, where m_Z is the Z boson mass. The predictions from MG5_AMC+PY8 ($\leq 2j$ NLO) are used to investigate the effect of MPI.
- MG5_AMC+PY8 ($\leq 4j$ LO) includes MEs computed at LO for $pp \rightarrow Z+N$ partons, $N = 0, 1 \dots 4$, using the k_T -MLM [46] procedure to match the different parton multiplicities of the MEs to the PS, with the matching scale set to 19 GeV. The PYTHIA8 generator (version 8.212) is

interfaced with MG5_AMC to include initial- and final-state PS and hadronization, with settings defined by the CUETP8M1 tune [44]. The NNPDF 2.3 LO [47,48] PDF is used, and the strong coupling $\alpha_S(m_Z)$ is set to 0.130. The total cross section for $Z \rightarrow \ell^+\ell^- + \geq 0$ jet is normalized to the predictions of FEWZ v3.1 next-to-next-to-leading order (NNLO) [49] applying a K-factor of 1.17.

- MG5_AMC+CA3 ($Z+1$ NLO) is a fixed-order perturbative QCD calculation at NLO of one noncollinear high- p_T parton for $pp \rightarrow Z+1$ with $p_T^{\text{part}} > 15$ GeV, supplemented with PB-TMD PDFs and PS, which for the initial state follows the PB-TMD distribution [21]. The NLO PB-TMD set 2 [20] with $\alpha_S(m_Z) = 0.118$ is used, the collinear version of PB set 2 is used for the ME calculation. This leads to cross sections 10–20% smaller than obtained with other PDFs because PB parton densities are determined from a fit to HERA data only. Therefore, an overall normalization factor of 1.2 is applied to the PB prediction. The inclusion of the transverse momentum k_T and initial-state PS is performed with CASCADE3 [21] (version 3.2.1). Final-state radiation, which is not constrained by the PB-TMD PDF, and hadronization is performed with PYTHIA6 (version 6.428) [50]. MPI effects are not simulated in this approach.
- MG5_AMC+CA3 ($Z+2$ NLO) is a fixed-order perturbative QCD calculation at NLO of two noncollinear high- p_T partons for $pp \rightarrow Z+2$ with $p_T^{\text{part}} > 15$ GeV, supplemented with PB-TMD PDFs and parton showering and hadronization. The same PB-TMD distribution and PS as in MG5_AMC+CA3 ($Z+1$ NLO) is applied.
- MG5_AMC+CA3 ($Z \leq 3j$ LO) uses MG5_AMC to generate $Z+0,1,2,3$ jet samples at LO with a partonic generation cut $p_T^{\text{part}} > 15$ GeV. The TMD merging [51] procedure for combining the TMD PS with the ME calculations is used. The same PB-TMD distributions and PS as in MG5_AMC+CA3 ($Z+1$ NLO) are applied. A merging scale value of 23 GeV is used, since it provides a smooth transition between ME and PS computations. An overall K-factor of 1.27 is applied to the prediction. MPI effects are not simulated.
- GENEVA ($Z+0$ NNLO) (1.0-RC3) [22–25] is based on NNLO calculations for the processes $pp \rightarrow Z/\gamma \rightarrow e^+e^-$ and $\mu^+\mu^-$ combined with higher-order resummation. The calculation uses the PDF4LHC15 NNLO PDF set [52] with $\alpha_S(m_Z) = 0.118$. The simulation of PS, hadronization and MPI is performed by PYTHIA8 (version 8.212) with the CUETP8M1 tune.

3.1 Simulated samples

Events generated by MG5_AMC+PY8 ($\leq 2j$ NLO) are passed through a full detector simulation based on

Table 1 Description of the simulated samples used in the analysis

Generator	PDF	Matrix element	Tune
MG5_AMC+Py8 ($\leq 2j$ NLO) [37]	NNPDF3.0 (NLO) [43]	NLO ($2 \rightarrow Z+0,1,2$)	CUETP8M1 [44]
MG5_AMC+Py8 ($\leq 4j$ LO) [37,53]	NNPDF2.3 (LO) [48]	LO ($2 \rightarrow Z+0,1,2,3,4$)	CUETP8M1 [44]
MG5_AMC+CA3 ($Z+1$ NLO) [37]	PB NLO set2 (NLO) [20]	NLO ($2 \rightarrow Z+1$)	–
MG5_AMC+CA3 ($Z+2$ NLO) [37]	PB NLO set2 (NLO) [20]	NLO ($2 \rightarrow Z+2$)	–
MG5_AMC+CA3 ($Z \leq 3j$ LO) [37,51]	PB NLO set2 (NLO) [20]	LO ($2 \rightarrow Z+0,1,2,3$)	–
GENEVA ($Z+0$ NNLO) [22–25]	NNPDF3.1 (NLO) [54]	NNLO ($2 \rightarrow Z$)	CUETP8M1 [44]

GEANT4 [55]. The simulated events are reconstructed using standard CMS reconstruction packages. This sample is used for the simulation of the signal process to estimate efficiencies, systematic uncertainties and for the correction of the data for detector spreading effects and inefficiencies, the so-called unfolding procedure.

Other processes that can give a final state with two oppositely charged same-flavor leptons and jets are $t\bar{t}$, single top, vector boson pair (VV) and W+jets. The $t\bar{t}$ and single top backgrounds are generated using POWHEG 2.0 [56–61] interfaced with PYTHIA8. The total cross section of $t\bar{t}$ production is normalized to the prediction with NNLO accuracy in QCD and next-to-next-to-leading logarithmic (NNLL) gluon radiation resummation calculated with TOP++ 2.0 [62]. The double vector boson productions are generated with MG5_AMC (WZ), POWHEG (WW), both interfaced to PYTHIA8, or with PYTHIA8 for ZZ. The total cross sections for the WZ and ZZ diboson samples are normalized to the NLO prediction calculated with MCFM 6.6 [63]. The W+jets sample is generated by MG5_AMC at NLO accuracy, interfaced with PYTHIA8. The Z boson decay into $\tau^+\tau^-$ is included in the signal simulation and considered as a background.

4 Data analysis

The differential cross section of Z bosons with associated jets is measured in bins of $p_T(Z)$, as functions of the jet multiplicity, the azimuthal angles $\Delta\phi(Z, j_1)$ and $\Delta\phi(j_1, j_2)$, where j_1 is the leading jet and j_2 is the second-leading jet.

4.1 Event selection

The data samples recorded in 2016 correspond to an integrated luminosity of 36.3 fb^{-1} . Events with a pair of leptons ($\mu^+\mu^-$ or e^+e^-) consistent with the decay of a Z boson and with jets reconstructed from PF candidates are selected as Z+jet events. Those events are required to pass a series of selection criteria to reduce the background contributions. An event is selected if the double muon (electron) trigger with

18 and 7 (23 and 12) GeV thresholds in p_T or a single muon trigger with a threshold of 24 GeV is satisfied. In the offline selection, the leading (subleading) electron and muon candidates must have transverse momenta of $p_T > 25$ (20) GeV in a range of $|\eta| < 2.4$. Only events with pairs of oppositely charged muons (electrons) with an invariant mass in the range 91 ± 15 GeV are accepted.

Muon candidates are required to be isolated from other particles, as specified by an isolation criteria, I_{ISO} :

$$I_{\text{ISO}} = \left[\sum^{\text{charged}} p_T + \max\left(0, \sum^{\text{neutral}} p_T + \sum^{\text{EM}} p_T - 0.5 \sum^{\text{PU}} p_T\right) \right] / p_T^\mu \leq 0.15,$$

where the sums run over the corresponding particles inside a cone of radius $\Delta R = \sqrt{(\Delta\eta)^2 + (\Delta\phi)^2} = 0.4$ around the muon candidate considering separately charged hadrons (charged), neutral hadrons (neutral), photons (EM), and charged particles from pileup (PU).

Electrons are required to be isolated from other particles, as specified by an isolation criteria, I_{ISO} :

$$I_{\text{ISO}} = \left[\sum^{\text{charged}} p_T + \max\left(0, \sum^{\text{neutral}} p_T + \sum^{\text{EM}} p_T - \rho A_{\text{eff}}\right) \right] / p_T^e \leq 0.15,$$

where the sums run over the corresponding particles inside a cone of radius $\Delta R = 0.3$. The term ρA_{eff} represents a correction for pileup effects, where ρ corresponds to the amount of p_T added to the event per unit area and A_{eff} is the area of the isolation region weighted by a factor that accounts for the dependence of the pileup transverse energy density on the electron η [31,64].

Jets are required to have a minimum p_T of 30 GeV to ensure that they are well measured and to reduce the pileup contamination. Jets are limited to a rapidity range of $|y| < 2.4$, and are required to be isolated from the lepton candidates

by $\Delta R_{\ell,j} > 0.4$. To keep only charged particles originating from the Z boson vertex, charged particles identified as originating from pileup vertices are discarded. As discussed in Sect. 2, jet energy corrections are applied to data and simulation. The jet energy resolution (JER) in simulation is further spread to match that in data.

The simulated events are reweighted such that their pileup distribution matches the measured one in each data-taking period.

Several corrections for leptons are applied to the simulation yields to compensate for the measured differences between the efficiencies in data and simulation. These corrections are applied as trigger, lepton identification, and lepton isolation scale factors. The values of the scale factors are close to one. An additional trigger inefficiency correction due to the prefiring effect is included. The exclusive jet multiplicity in different regions of $p_T(Z)$ for muon and electron channels is shown in Fig. 1.

4.2 Correction for the detector effects

Detector effects, like inefficiencies and the spreading of the particle momentum, energy and angle, are corrected using the an unfolding procedure, which is applied after background subtraction. The iterative D'Agostini method as implemented in RooUnfold [65,66] is used. The iteration is affected by fluctuations that increase with the number of iterations. The fluctuations are studied for each distribution and the procedure of unfolding is stopped before the fluctuations become significant with respect to the statistical uncertainty, following the method used in [16]. Through the unfolding procedure the cross section at the stable-particle level is obtained. Particles are considered stable if their proper lifetime is above 10 mm/c. Neutrinos are not included. The momentum of the leptons is calculated including photons in a cone of a radius of $\Delta R = 0.1$ ("dressed" leptons). The phase space definition for the final cross sections is given in Table 2.

4.3 Background estimation

The contributions from background processes are estimated using MC-based simulations, described in Sect. 3.1, and are subtracted from the measured distributions. The dominant background, $t\bar{t}$, is verified with data control samples, using the same criteria as for the measurement, but requiring the two leptons to have different flavours ($e\mu$ instead of $\mu^+\mu^-$ or e^+e^-). The effect of mismodeling of top quark distributions is covered by the MC uncertainties. Therefore, no additional correction or uncertainty is applied [14]. The $Z \rightarrow \tau^+\tau^-$ decays are considered as a background, and their contribution is estimated from simulation and subtracted during the unfolding procedure.

4.4 Uncertainties

The statistical uncertainties from the measured observables are propagated to the final results via the unfolding procedure. The systematic uncertainties originate from the following sources:

- Jet energy scale: Variations of the jet energy scale corrections [35,67] are applied as functions of p_T and η for individual run periods; this affects the differential cross sections by 3–7%.
- Jet energy resolution: The JER [35,67] uncertainty is obtained by varying the spreading factor to match the simulated jet energy resolution to data by one standard deviation around its central value, resulting in an uncertainty of up to 1–2%.
- Efficiency correction: The uncertainty coming from the measurements of trigger efficiency, lepton reconstruction, and lepton identification is estimated by varying the scale factors by their uncertainties, as described in Ref. [5]. The resulting uncertainty in the differential cross section measurement is less than 1%.
- Luminosity: The uncertainty in the integrated luminosity is 1.2% [68]. It is applied as a global scale factor to the cross section as well as to the normalization of the background samples.
- Pileup: The determination of the simulated pileup profile is based on a total inelastic pp cross section of 69.2 mb [69]. Alternative pileup profiles are generated by varying this cross section by 5% affecting the measurement by 1–2%.
- Prefiring: The prefiring uncertainty is estimated by up and down variations of the prefiring weight. The uncertainty is less than 0.5%.
- Background: The theoretical uncertainty in the calculation of background processes is used to estimate the uncertainty in the background modeling. The main source of background is $t\bar{t}$ production on this process. An uncertainty of around 6% is estimated using the TOP++2.0 program, which includes scale and PDF variations. The resulting uncertainty is less than 0.2%. Systematic uncertainties stemming from other background processes are negligible.
- Unfolding and model: The uncertainty of unfolding and modeling is estimated by reweighting the simulated signal event sample to match the data and using this as an alternative model for unfolding. This gives an uncertainty of about 2%. The uncertainty coming from the finite size of the simulation sample that is used to correct the data for detector effects results in an uncertainty of 2–8%.

Fig. 1 The exclusive jet multiplicity distribution before unfolding in three different regions of $p_T(Z)$: $p_T(Z) < 10$ GeV (upper), $30 < p_T(Z) < 50$ GeV (middle), $p_T(Z) > 100$ GeV (lower) for the $\mu^+\mu^-$ channel (left) and the e^+e^- channel (right). The error bars around the data points represent the statistical uncertainties

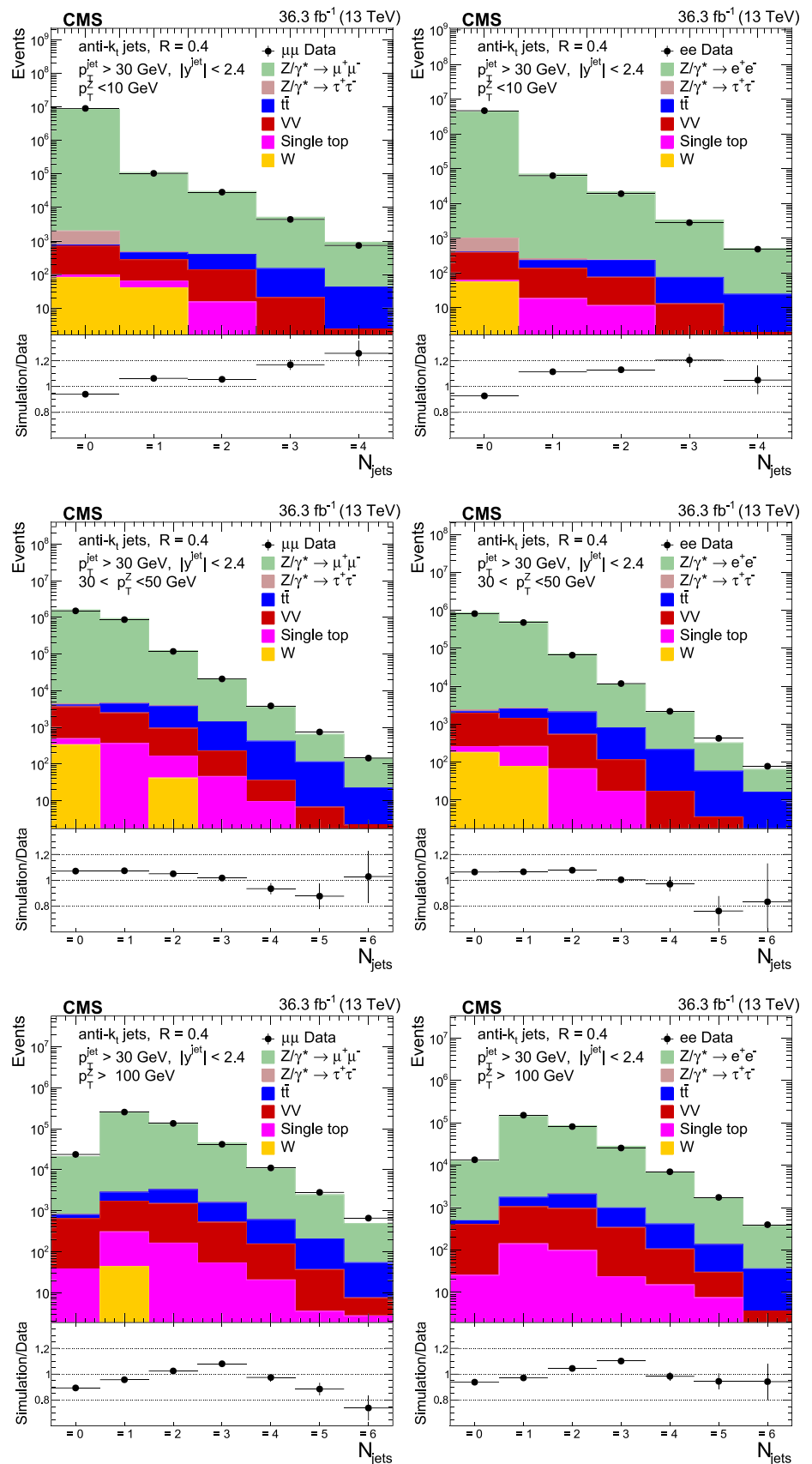


Table 2 Particle-level phase space definition

Object	requirement
Leading (subleading) lepton	$p_T > 25(20)$ GeV, $ \eta < 2.4$
Lepton-jet separation	$\Delta R_{\ell, j} > 0.4$
Lepton pair mass	$76 < m_{\ell^+\ell^-} < 106$ GeV
Jet	$p_T > 30$ GeV, $ \eta_{jet} < 2.4$

Table 3 Systematic uncertainties on the unfolded differential cross section

Uncertainty source	(%)
Jet energy scale	3–7
Jet energy resolution	1–2
Efficiency correction	< 1
Luminosity	1.2
Pileup	1–2
Prefiring	< 0.5
Background	< 0.2
Unfolding and model	2–8
Total	4–11

A summary table of these uncertainties is given in Table 3. All the systematic uncertainties are quadratically summed assuming independent uncertainty sources.

5 Results

The production cross section of Z+jets is measured in the phase space given in Table 2. The Z boson is identified via its leptonic decay channel. The results of the muon and electron decay channels are combined using the best linear unbiased estimator (BLUE) [70,71] approach.

In Fig. 2, the exclusive jet multiplicity is shown for three different ranges of $p_T(Z)$. At low $p_T(Z)$, the majority of events have no jet with $p_T > 30$ GeV and only about 1% of the events have one or more jets. This suggests that the $p_T(Z)$ is mainly compensated by softer ($p_T < 30$ GeV) radiation at low $p_T(Z)$. Events with higher jet multiplicity indicate that the dominant hard process is essentially a jet production process, and the Z boson is radiated from a quark, as an electroweak correction to a pure QCD process. At high $p_T(Z)$, the majority of events have at least one jet with a tail towards higher jet multiplicities, which indicates that the hardest process is indeed Z+jet, and additional jets originate from higher-order QCD corrections.

In Fig. 2, the measurement is compared with the generator MG5_AMC+PY8 ($\leq 2j$ NLO) with and without multiparton interactions. The MPI contribution is important in the low $p_T(Z)$ region, but also at higher $p_T(Z)$ and higher jet multiplicities MPI plays a role. The prediction of MG5_AMC+PY8 ($\leq 2j$ NLO) including MPI agrees with the measurement,

even for high jet multiplicities. This behaviour is consistent with the prediction of the dependence of MPI effects on event kinematics from the $p_T(Z)$ reported in [72].

In Fig. 3, a comparison of the measurement with predictions from MG5_AMC+CA3 (Z+1 NLO), MG5_AMC+CA3 (Z+2 NLO) and GENEVA (Z+0 NNLO) is shown. Both MG5_AMC+CA3 (Z+1 NLO) and MG5_AMC+CA3 (Z+2 NLO) predictions are multiplied by a factor 1.2 to account for the normalization of PB TMD set 2 (as discussed in Sect. 3). For $p_T(Z) > 30$ GeV the Z+1 (Z+2) predictions describe well the one (two) jet multiplicities, whereas at higher multiplicities a deviation from these measurement is observed, which can be attributed to the missing MPI contributions (as shown in Fig. 2). The GENEVA (Z+0 NNLO) predictions, which include MPI, are in agreement for low jet multiplicities for low $p_T(Z)$, whereas higher jet multiplicities are not well described because of missing higher order contributions in the ME calculations.

In Fig. 4, the measurement is compared with predictions from MG5_AMC+PY8 ($\leq 4j$ LO) and MG5_AMC+CA3 ($Z \leq 3j$ LO). The prediction from MG5_AMC+PY8 ($\leq 4j$ LO) describes the measurements in all $p_T(Z)$ regions. The MG5_AMC+CA3 ($Z \leq 3j$ LO) prediction agrees with the measurements in all $p_T(Z)$ ranges, except in the second bin at low $p_T(Z)$ values where MPI plays a significant role.

In Fig. 5, the azimuthal correlation, $\Delta\phi(Z, j_1)$, between the Z boson and the leading jet is shown for three different ranges of $p_T(Z)$. In the range $p_T(Z) < 10$ GeV, the Z boson is only very weakly correlated with the leading jet, thus the distribution is almost uniform. In the region $p_T(Z) > 100$ GeV, the Z boson is highly correlated with the leading jet and the cross section falls more than two orders of magnitude from the back-to-back region to the small $\Delta\phi(Z, j_1)$ region. The systematic uncertainty in the low $p_T(Z)$ range is $\mathcal{O}(10\%)$. In Fig. 5, the predictions from MG5_AMC+PY8 ($\leq 2j$ NLO) with and without MPI are compared with the measurement. In the low $p_T(Z)$ range, MPI contributes about 40%, and even in the region of $30 < p_T(Z) < 50$ GeV, the contribution from MPI could be about 20% in the small- $\Delta\phi(Z, j_1)$ region. The prediction of MG5_AMC+PY8 ($\leq 2j$ NLO) including MPI describes the measurements.

In Fig. 6, the measurement is compared with MG5_AMC+CA3 (Z+1 NLO), MG5_AMC+CA3 (Z+2 NLO) and GENEVA (Z+0 NNLO). In low $p_T(Z)$ range, the MG5_AMC+CA3 (Z+1 NLO) and MG5_AMC+CA3 (Z+2 NLO) predictions differ from the measurements due to the missing contribution of MPI. In the high $p_T(Z)$ region the predictions agree better with the measurements (the region $\Delta\phi(Z, j_1) \rightarrow \pi$ is not accessible in the Z+2 calculation). The GENEVA (Z+0 NNLO) prediction agrees with the measurement at low $p_T(Z)$, whereas at larger $p_T(Z)$ the prediction differs from the measurement because of missing higher order contributions.

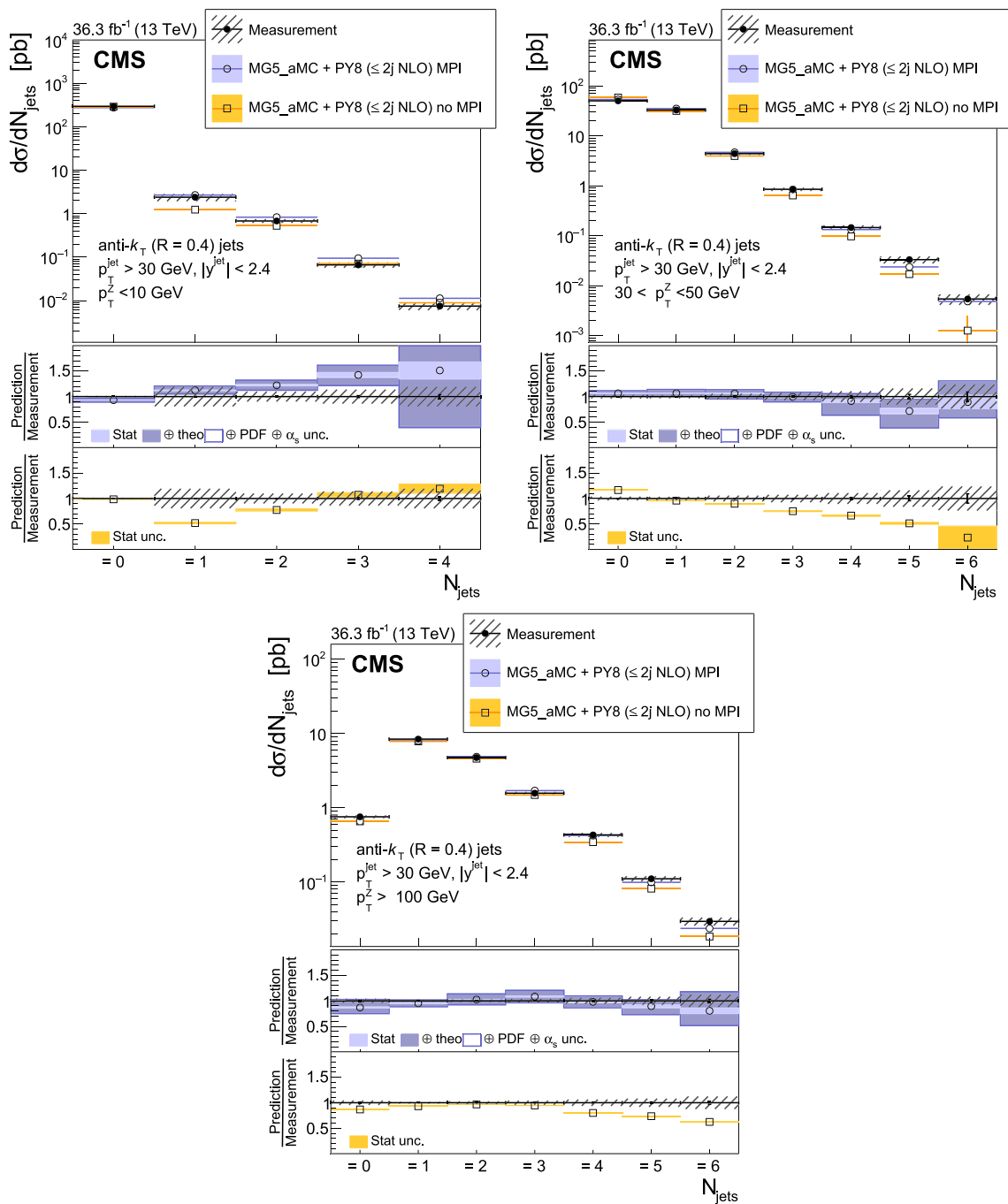


Fig. 2 Jet multiplicity in three different regions of $p_T(Z)$: $p_T(Z) < 10$ GeV (upper left), $30 < p_T(Z) < 50$ GeV (upper right), $p_T(Z) > 100$ GeV (lower). The error bars on the data points represent the statistical uncertainty of the measurement, and the hatched band shows the

total statistical and systematic uncertainties added in quadrature. Predictions using MG5_aMC+PY8 ($\leq 2j$ NLO) with and without MPI are shown

In Fig. 7, the predictions from MG5_aMC+PY8 ($\leq 4j$ LO) and MG5_aMC+CA3 ($Z \leq 3j$ LO) are compared with the measurement. The MG5_aMC+PY8 ($\leq 4j$ LO) is in agreement with the measurement. The MG5_aMC+CA3 ($Z \leq 3j$ LO) prediction is too low in the low $p_T(Z)$ region,

due to the missing MPI contribution, whereas other $p_T(Z)$ ranges are described.

In Fig. 8, the azimuthal correlation $\Delta\phi(j_1 j_2)$ between the two leading jets is shown for the three different ranges of $p_T(Z)$. A strong correlation between the two leading

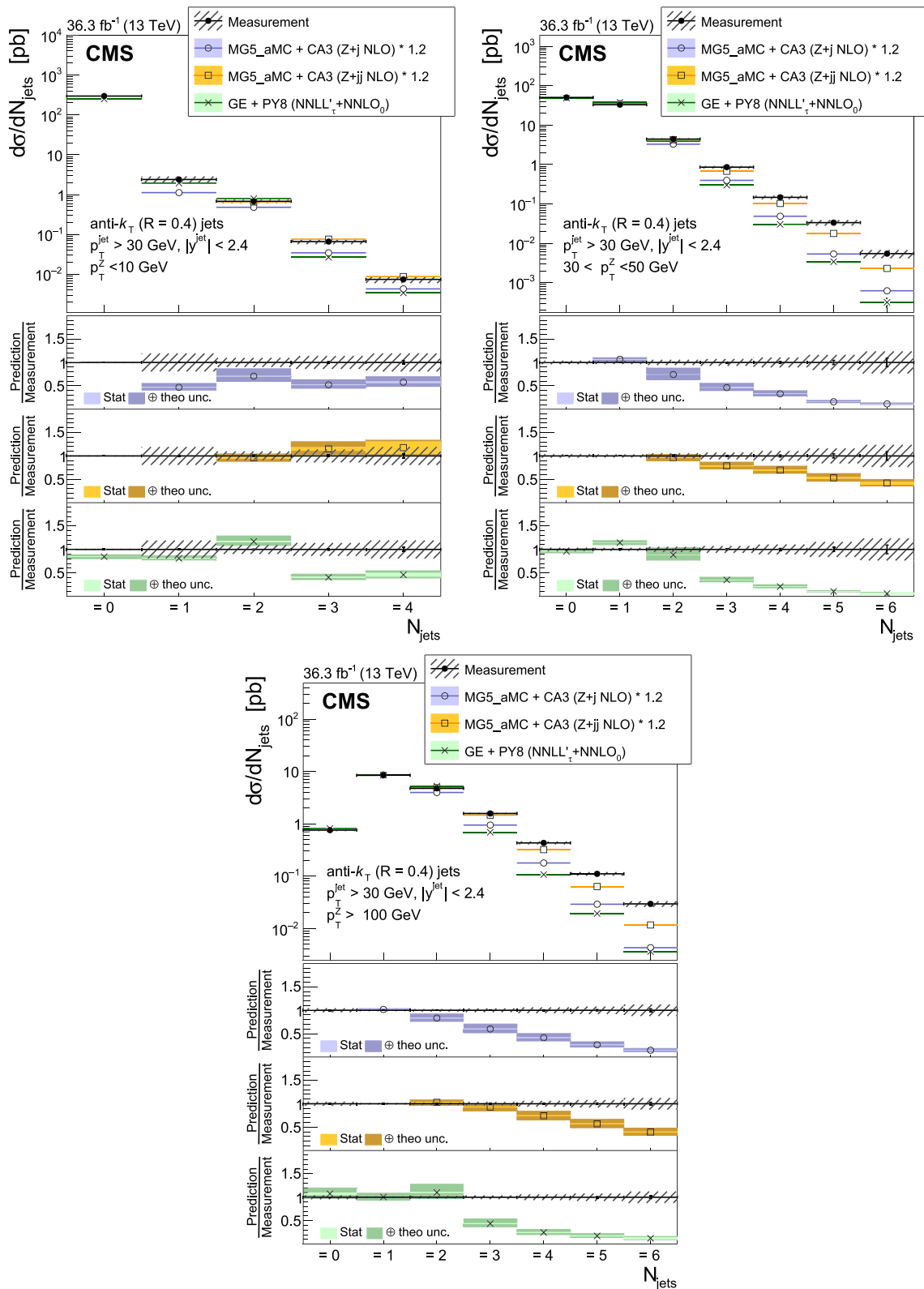


Fig. 3 Jet multiplicity in three different regions of $p_T(Z)$: $p_T(Z) < 10 \text{ GeV}$ (upper left), $30 < p_T(Z) < 50 \text{ GeV}$ (upper right), $p_T(Z) > 100 \text{ GeV}$ (lower). The error bars on the data points represent the statistical uncertainty of the measurement, and the hatched band shows the total statistical and systematic uncertainties added in quadrature. Pre-

dictions from MG5_aMC+CA3 (Z +1 NLO), MG5_aMC+CA3 (Z +2 NLO) and GENEVA (Z +0 NNLO) are shown. An overall normalization factor of 1.2 is applied to MG5_aMC+CA3 (Z +1 NLO) and MG5_aMC+CA3 (Z +2 NLO)

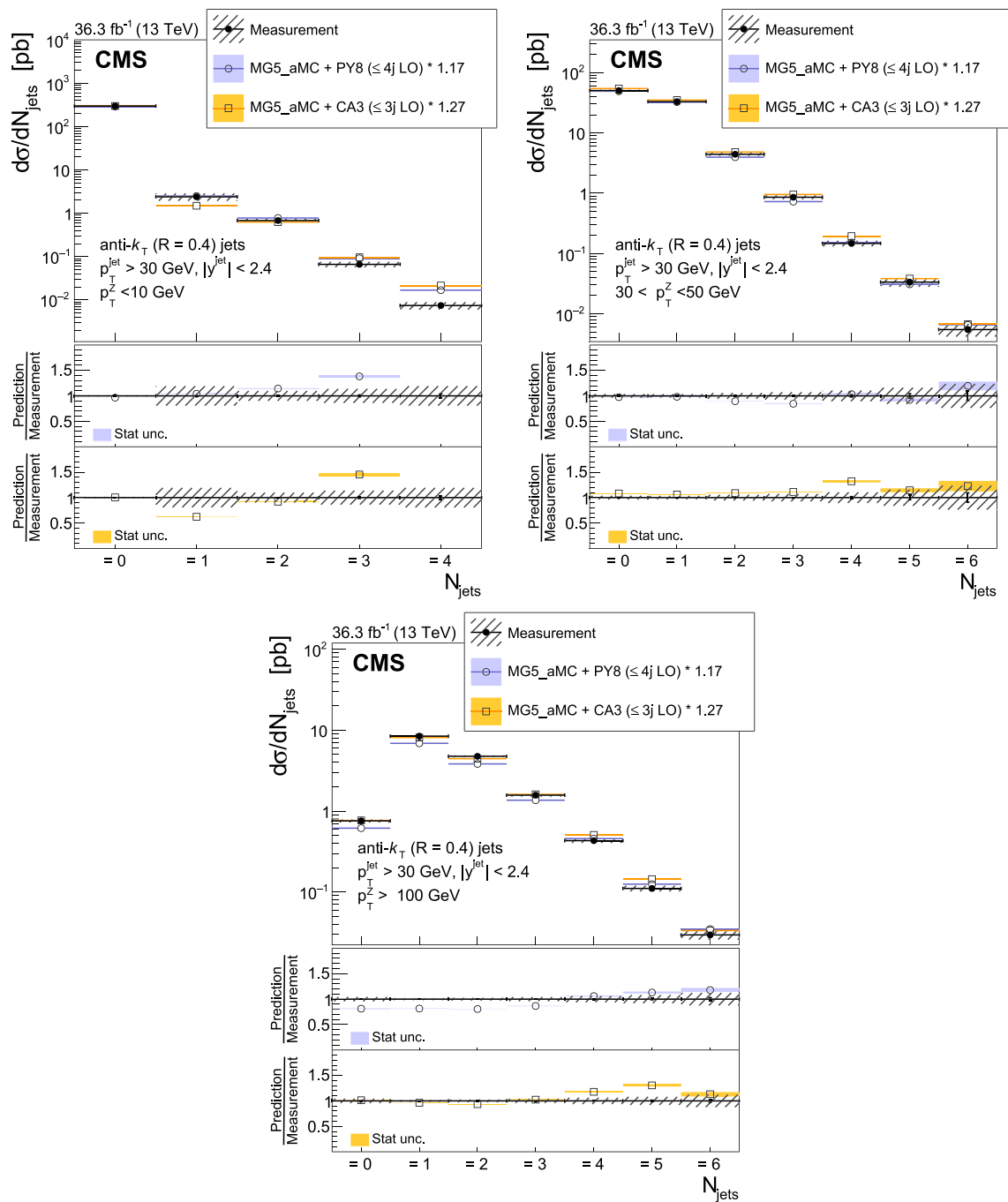


Fig. 4 Jet multiplicity in three different regions of $p_T(Z)$: $p_T(Z) < 10 \text{ GeV}$ (upper left), $30 < p_T(Z) < 50 \text{ GeV}$ (upper right), $p_T(Z) > 100 \text{ GeV}$ (lower). The error bars on the data points represent the statistical uncertainty of the measurement, and the hatched band shows

the total statistical and systematic uncertainties added in quadrature. Predictions from MG5_aMC+PY8 ($\leq 4j$ LO) and MG5_aMC+CA3 ($\leq 3j$ LO) are shown. Different normalization factors are applied, as described in the text

jets is observed at small $p_T(Z)$, whereas only a weak correlation is seen at large $p_T(Z)$. This indicates that at low $p_T(Z)$ the process is dominated by a jet production process and that the Z boson is radiated from a quark (EW correction) and therefore the jets are correlated. On the contrary, at

large $p_T(Z)$ the process is dominated by Z +jet production, with higher-order QCD corrections in form of additional jets, which are only weakly correlated. The measurement is compared with MG5_aMC+PY8 ($\leq 2j$ NLO), with and without MPI. Except for the highest $p_T(Z)$ region, the contribution

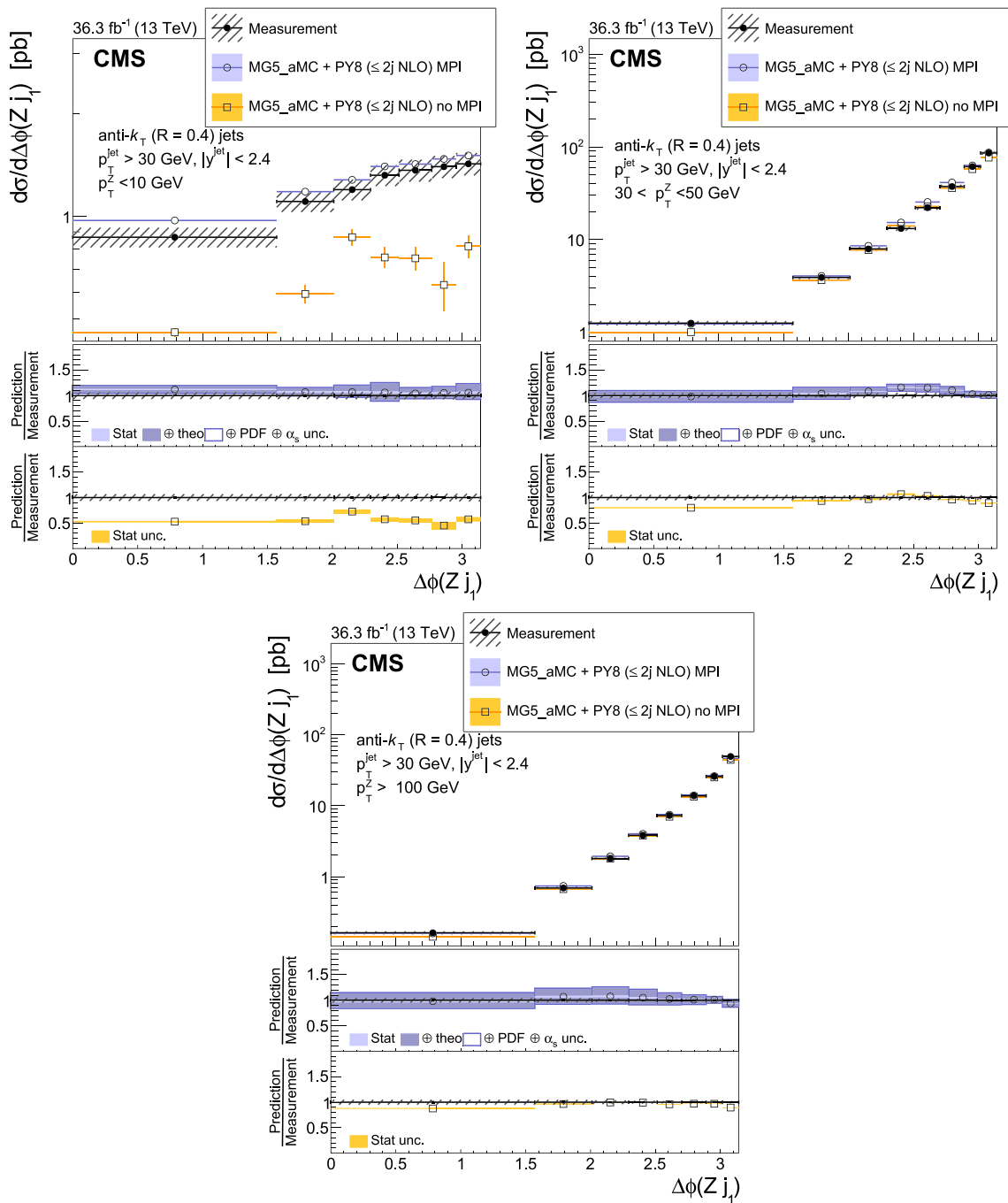


Fig. 5 Cross section as a function of $\Delta\phi(Z j_1)$ between the Z boson and the leading jet in the three $p_T(Z)$ bins: $p_T(Z) < 10$ GeV (upper left), $30 < p_T(Z) < 50$ GeV (upper right), $p_T(Z) > 100$ GeV (lower). The error bars on the data points represent the statistical uncertainty

of the measurement, and the hatched band shows the total statistical and systematic uncertainties added in quadrature. Predictions using MG5_AMC+PY8 ($\leq 2j$ NLO) with and without multi-parton interactions are shown

from MPI is significant, especially in the small $\Delta\phi(j_1 j_2)$ range. The prediction obtained with MG5_AMC+PY8 ($\leq 2j$ NLO) including MPI describes the measurement well over the whole range.

In Fig. 9, the predictions from MG5_AMC+CA3 (Z+1 NLO), MG5_AMC+CA3 (Z+2 NLO), and GENEVA (Z+0 NNLO) are shown. In general, the MG5_AMC+CA3 (Z+1 NLO) prediction is not sufficient to describe the measurement, whereas the MG5_AMC+CA3 (Z+2 NLO) predic-

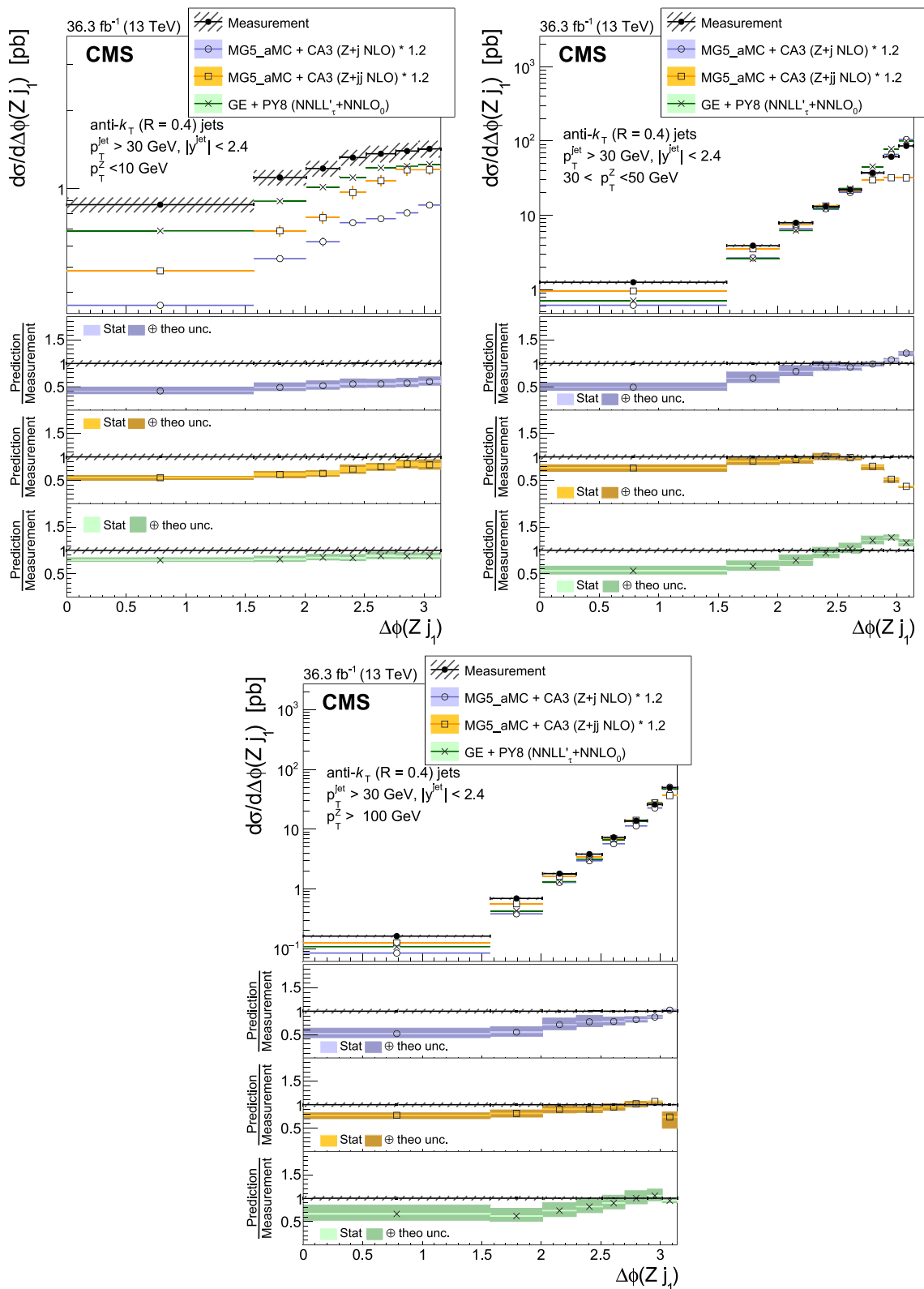


Fig. 6 Cross section as a function of $\Delta\phi(Z j_1)$ between the Z boson and the leading jet in the three $p_T(Z)$ bins: $p_T(Z) < 10 \text{ GeV}$ (upper left), $30 < p_T(Z) < 50 \text{ GeV}$ (upper right), $p_T(Z) > 100 \text{ GeV}$ (lower). The error bars on the data points represent the statistical uncertainty of the measurement, and the hatched band shows the total statistical and

systematic uncertainties added in quadrature. Predictions from GENEVA (Z+0 NNLO), MG5_aMC+CA3 (Z+1 NLO) and MG5_aMC+CA3 (Z+2 NLO) are shown. An overall normalization factor of 1.2 is applied to MG5_aMC+CA3 (Z+1 NLO) and MG5_aMC+CA3 (Z+2 NLO)

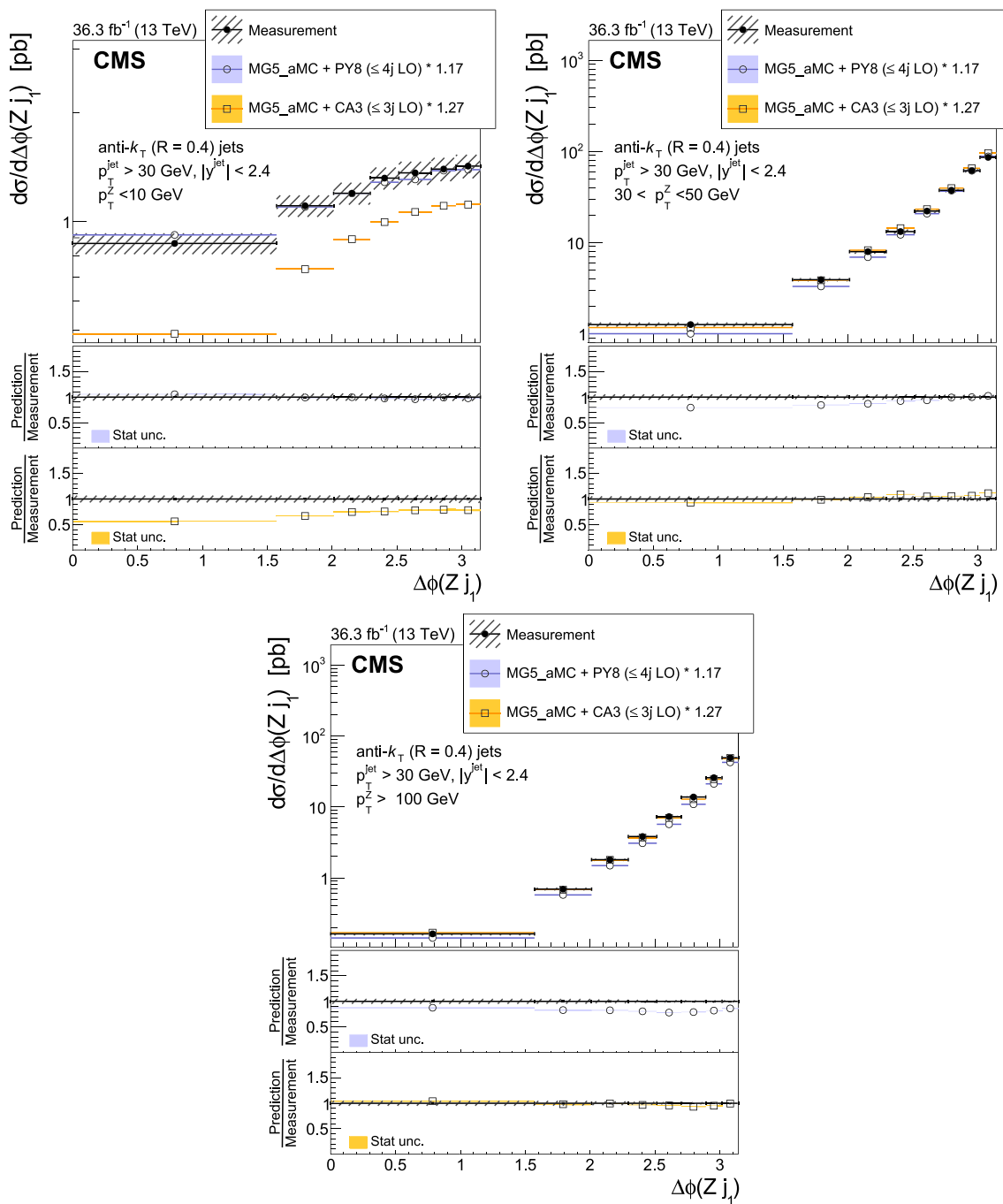


Fig. 7 Cross section as a function of $\Delta\phi(Z j_1)$ between the Z boson and the leading jet in three $p_T(Z)$ bins: $p_T(Z) < 10$ GeV (upper left), $30 < p_T(Z) < 50$ GeV (upper right), $p_T(Z) > 100$ GeV (lower). The error bars on the data points represent the statistical uncertainty of the measurement, and the hatched band shows the total statisti-

cal and systematic uncertainties added in quadrature. Predictions from MG5_aMC+PY8 ($\leq 4j$ LO) and MG5_aMC+CA3 ($Z \leq 3j$ LO) are shown. Different normalization factors are applied, as described in the text

tion describes the measurements at high $p_T(Z)$, where MPI effects are negligible. At lower $p_T(Z)$, MPI effects become important, as shown in Fig. 8. The GENEVA ($Z+0$ NNLO) prediction is below the measurement at low $p_T(Z)$ because

of missing higher order contributions, as is the prediction from MG5_aMC+CA3 ($Z+1$ NLO).

In Fig. 10, the predictions from MG5_aMC+PY8 ($\leq 4j$ LO) and MG5_aMC+CA3 ($Z \leq 3j$ LO) are compared with the measurement. The MG5_aMC+PY8 ($\leq 4j$ LO) predic-

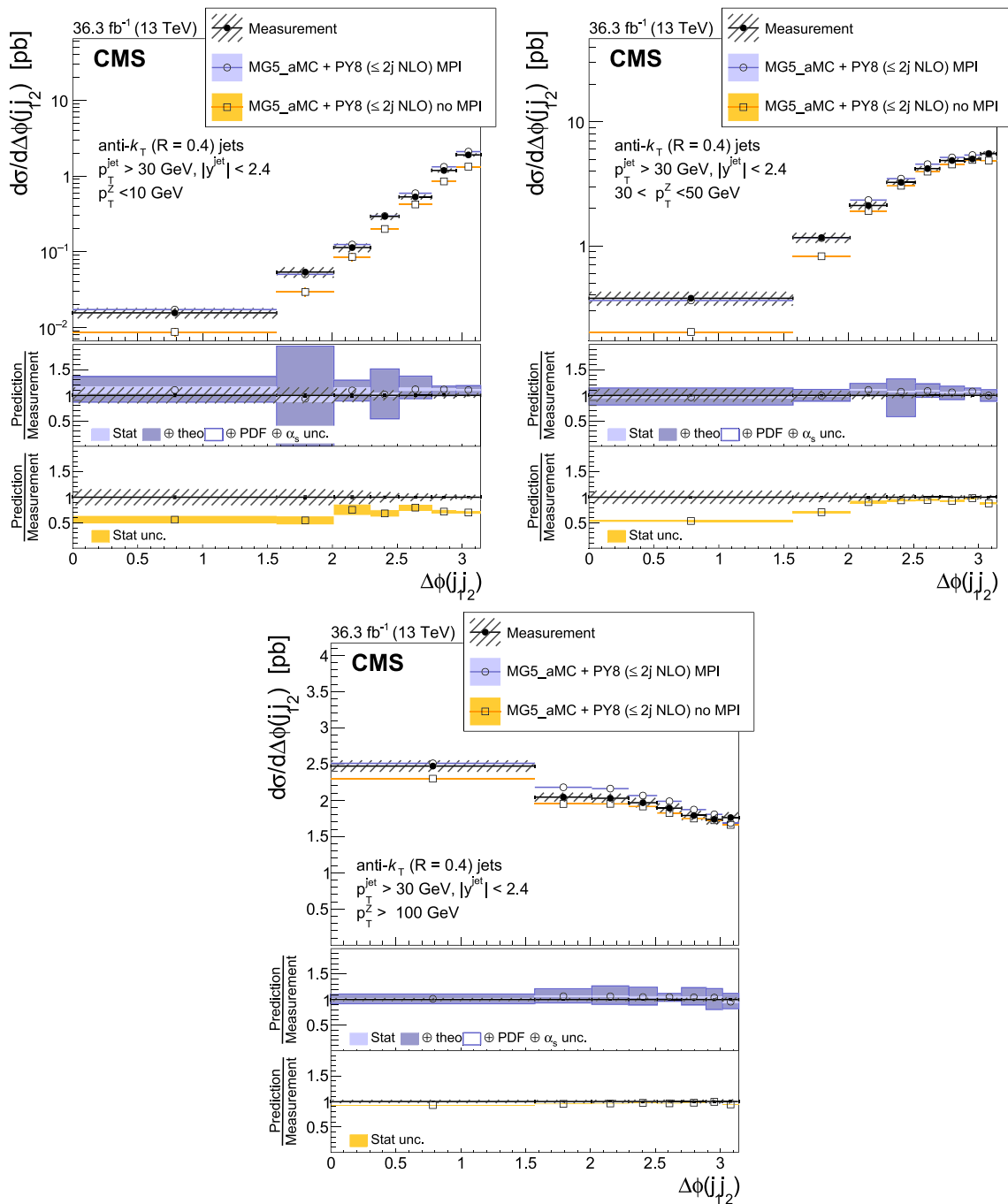


Fig. 8 Cross section as a function of $\Delta\phi(j_1j_2)$ between two leading jets in three $p_T(Z)$ regions: $p_T(Z) < 10$ GeV (upper left), $30 < p_T(Z) < 50$ GeV (upper right), $p_T(Z) > 100$ GeV (lower). The error bars on the data points represent the statistical uncertainty of the mea-

surement, and the hatched band shows the total statistical and systematic uncertainties added in quadrature. Predictions using MG5_aMC+PY8 ($\leq 2j$ NLO) with and without multiparton interactions are shown

tion agrees with the measurement. The MG5_aMC+CA3 ($Z \leq 3j$ LO) prediction describes the measurement in certain $p_T(Z)$ regions.

The contribution from MPI is significant in the low $p_T(Z)$ regions and becomes negligible when $p_T(Z) > 100$ GeV.

The calculation MG5_aMC+PY8 ($\leq 2j$ NLO) describes the measurements within the scale uncertainties, if an appropriate tune for PS and underlying event parameters are applied (here, the CUETP8M1 tune).

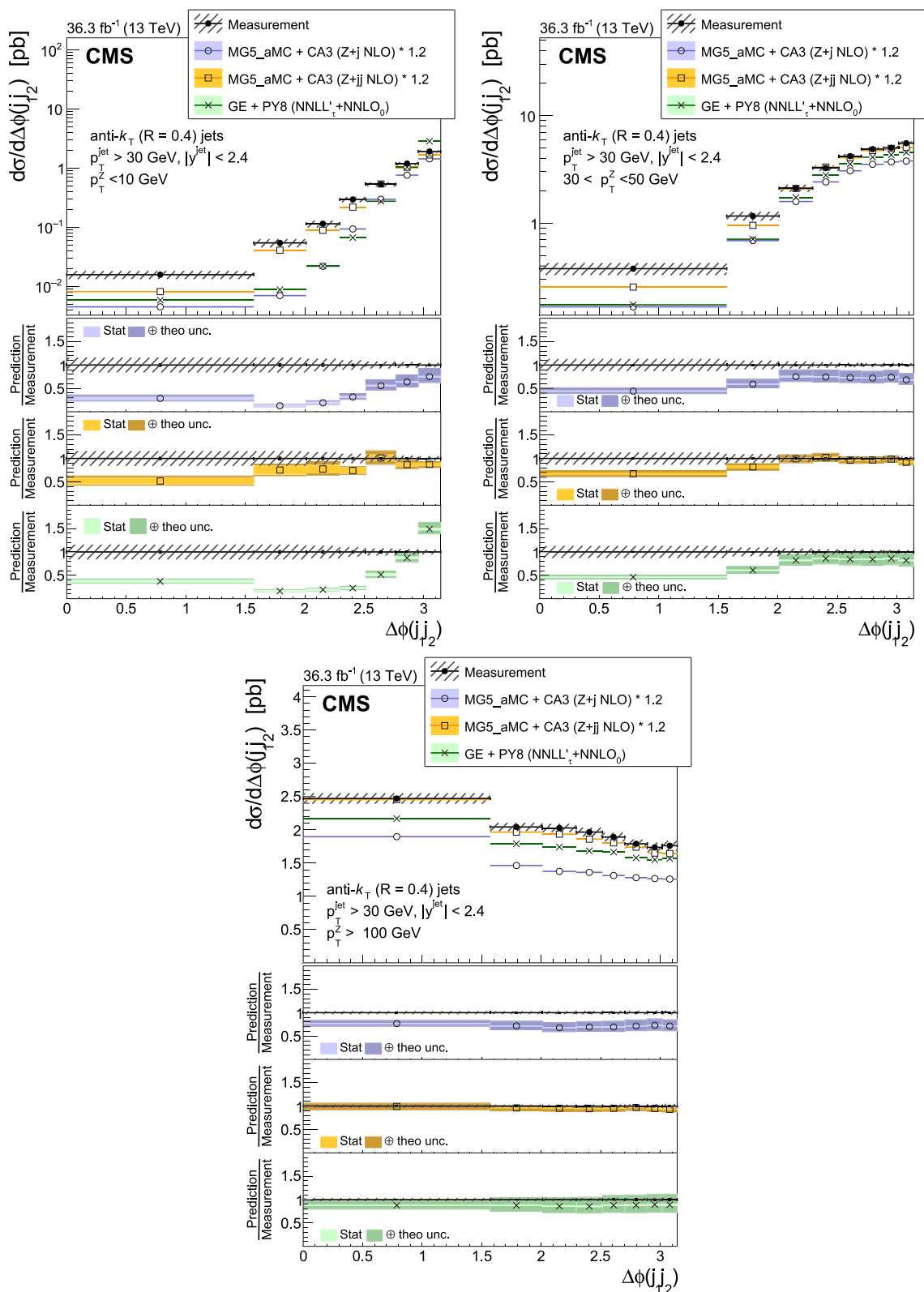


Fig. 9 Cross section as a function of $\Delta\phi(j_1 j_2)$ between two leading jets in three $p_T(Z)$ regions: $p_T(Z) < 10$ GeV (upper left), $30 < p_T(Z) < 50$ GeV (upper right), $p_T(Z) > 100$ GeV (lower). The error bars on the data points represent the statistical uncertainty of the measurement, and the hatched band shows the total

statistical and systematic uncertainties added in quadrature. Predictions from MG5_aMC+CA3 (Z+1 NLO), MG5_aMC+CA3 (Z+2 NLO) and GENEVA (Z+0 NNLO) are shown. An overall normalization factor of 1.2 is applied to the MG5_aMC+CA3 (Z+1 NLO) and MG5_aMC+CA3 (Z+2 NLO) predictions

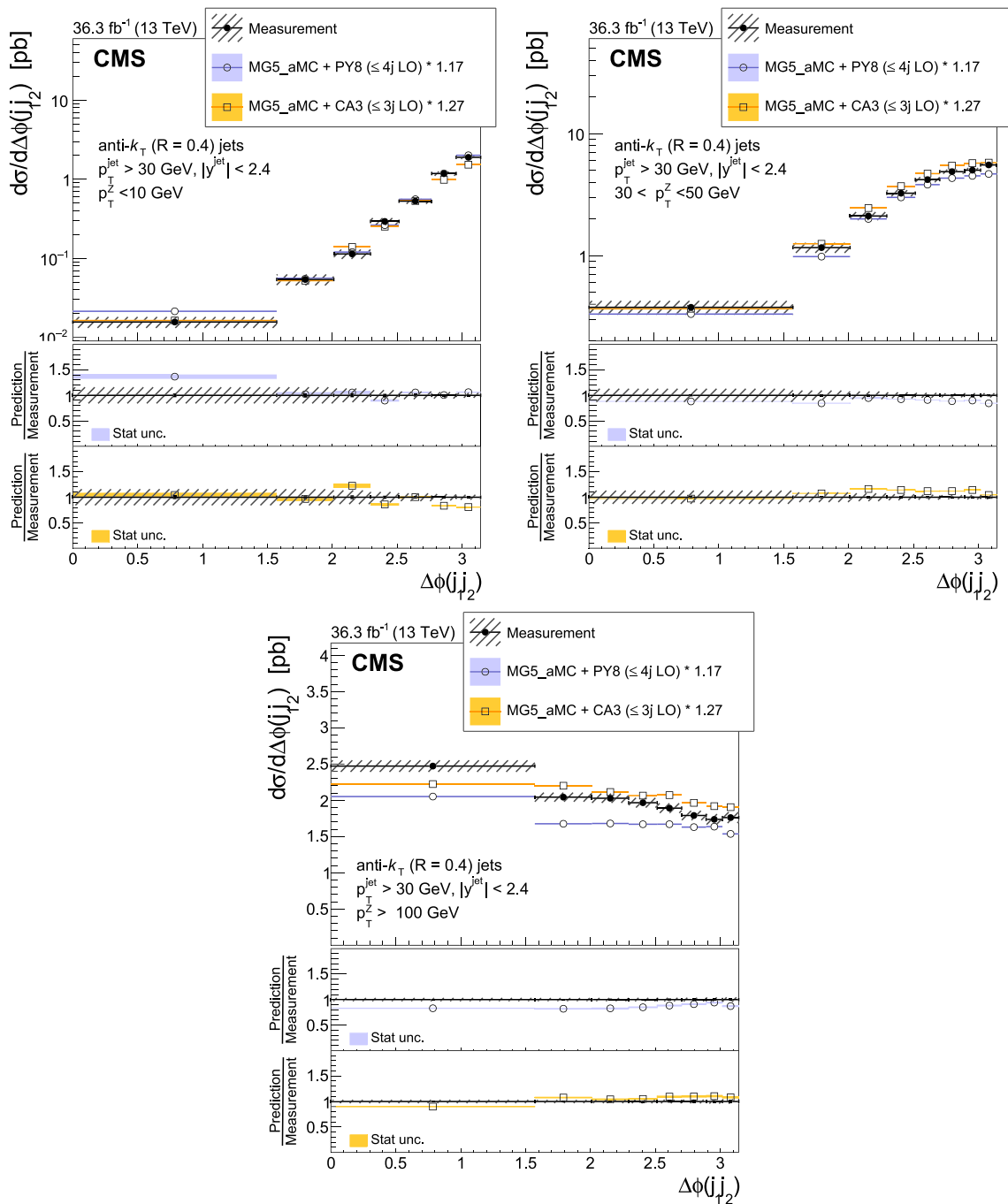


Fig. 10 Cross section as a function of $\Delta\phi(j_1j_2)$ between two leading jets in three $p_T(Z)$ regions: $p_T(Z) < 10$ GeV (upper left), $30 < p_T(Z) < 50$ GeV (upper right), $p_T(Z) > 100$ GeV (lower). The error bars on the data points represent the statistical uncertainty of the mea-

surement, and the hatched band shows the total statistical and systematic uncertainties added in quadrature. Predictions from MG5_aMC+PY8 ($\leq 4j$ LO) and MG5_aMC+CA3 ($Z \leq 3j$ LO) are shown. Different normalization factors are applied, as described in the text

The predictions of MG5_aMC+CA3 using PB-TMD PDFs and initial-state PB PS come remarkably close to the measurements in regions of phase space where they are applicable. The prediction of GENEVA ($Z+0$ NNLO) for Z +jet observables describe the measurements in the regions

of low jet multiplicity but show differences when two or more jets are selected since higher order contributions are not included. The prediction of the merged LO calculations MG5_aMC+PY8 ($\leq 4j$ LO) and MG5_aMC+CA3 ($Z \leq 3j$

LO) describe the measurements quite well keeping in mind the role of MPI at low $p_T(Z)$.

In Ref. [73], calculations using TMDs and the “winner-takes-all” jet recombination scheme for the azimuthal angular decorrelation in Z +jet are described. The calculations reported here do not change significantly if the “winner-takes-all” recombination scheme in the anti- k_T algorithm is applied.

In this paper the differential cross section measurements are presented in three representative regions of the Z boson transverse momentum, the results for intervals $10 < p_T(Z) < 30$ GeV and $50 < p_T(Z) < 100$ GeV can be also found in HEPData [74].

6 Summary

We have measured the Z +jet production cross section in proton–proton collisions at the LHC at a center-of-mass energy of 13 TeV. The associated jet multiplicity for various regions of the transverse momentum of the Z boson, $p_T(Z)$, was measured. At $p_T(Z) < 10$ GeV only about 1% of the events have jets with $p_T > 30$ GeV, with nonnegligible cross sections at high jet multiplicity. At $30 < p_T(Z) < 50$ GeV, most of the events have at least one jet, with a significant tail to higher jet multiplicities. The azimuthal angle $\Delta\phi(Z, j_1)$ between the Z boson and the leading jet, as well as the azimuthal angle $\Delta\phi(j_1, j_2)$ between the two leading jets, was measured for the three $p_T(Z)$ regions. At low $p_T(Z)$, the Z boson is only loosely correlated with the jets, but the two leading jets are strongly correlated. At large $p_T(Z)$, the Z boson is highly correlated with the leading jet, but the two leading jets are only weakly correlated.

The measurement shows that at low $p_T(Z)$ the Z boson appears as an electroweak correction to high- p_T jet production, whereas at large $p_T(Z)$ the dominant process is Z +jet production.

The next-to-leading order (NLO) prediction of MG5_AMC+PY8 ($\leq 2j$ NLO) with Z +0,1,2 partons, which is merged with the FxFx procedure and supplemented with parton showering (PS) and multiple parton interactions (MPI) from PYTHIA8, agrees with the measurements.

The predictions of MG5_AMC+CA3 (Z +1 NLO) and MG5_AMC+CA3 (Z +2 NLO) using the parton branching method with transverse-momentum dependent (PB-TMD) parton densities, which do not include MPI effects, and the corresponding PS agree with the measurements in the regions where MPI effects are negligible. The prediction from GENEVA (Z +0 NNLO) using matrix elements at next-to-next-to-leading order for Z production, supplemented with resummation, PS and MPI from PYTHIA8, agrees with the measurements in the low jet multiplicity region.

The leading order prediction of MG5_AMC+PY8 ($\leq 4j$ LO), including merging of jet multiplicities, describes the measurements well. The prediction of MG5_AMC+CA3 ($Z \leq 3j$ LO) using PB-TMD parton densities and PS with merging of jet multiplicities agrees well with the measurements in the regions where MPI is negligible.

In summary, Z +jet measurements challenge theoretical predictions; a good agreement can be achieved by including contributions of multiparton interactions, parton showering, parton densities, as well as multijet matrix element merging. The differential measurements provided here help to disentangle the various contributions and illustrate where each contribution becomes important.

Acknowledgements We congratulate our colleagues in the CERN accelerator departments for the excellent performance of the LHC and thank the technical and administrative staffs at CERN and at other CMS institutes for their contributions to the success of the CMS effort. In addition, we gratefully acknowledge the computing centers and personnel of the Worldwide LHC Computing Grid and other centers for delivering so effectively the computing infrastructure essential to our analyses. Finally, we acknowledge the enduring support for the construction and operation of the LHC, the CMS detector, and the supporting computing infrastructure provided by the following funding agencies: BMBWF and FWF (Austria); FNRS and FWO (Belgium); CNPq, CAPES, FAPERJ, FAPERGS, and FAPESP (Brazil); MES and BNSF (Bulgaria); CERN; CAS, MoST, and NSFC (China); MINCIENCIAS (Colombia); MSES and CSF (Croatia); RIF (Cyprus); SENESCYT (Ecuador); MoER, ERC PUT and ERDF (Estonia); Academy of Finland, MEC, and HIP (Finland); CEA and CNRS/IN2P3 (France); BMBF, DFG, and HGF (Germany); GSRI (Greece); NKFIH (Hungary); DAE and DST (India); IPM (Iran); SFI (Ireland); INFN (Italy); MSIP and NRF (Republic of Korea); MES (Latvia); LAS (Lithuania); MOE and UM (Malaysia); BUAP, CINVESTAV, CONACYT, LNS, SEP, and UASLP-FAI (Mexico); MOS (Montenegro); MBIE (New Zealand); PAEC (Pakistan); MES and NSC (Poland); FCT (Portugal); MESTD (Serbia); MCIN/AEI and PCTI (Spain); MOSTR (Sri Lanka); Swiss Funding Agencies (Switzerland); MST (Taipei); MHESI and NSTDA (Thailand); TUBITAK and TENMAK (Turkey); NASU (Ukraine); STFC (United Kingdom); DOE and NSF (USA). Individuals have received support from the Marie-Curie program and the European Research Council and Horizon 2020 Grant, contract Nos. 675440, 724704, 752730, 758316, 765710, 824093, 884104, and COST Action CA16108 (European Union); the Leventis Foundation; the Alfred P. Sloan Foundation; the Alexander von Humboldt Foundation; the Belgian Federal Science Policy Office; the Fonds pour la Formation à la Recherche dans l’Industrie et dans l’Agriculture (FRIA-Belgium); the Agentschap voor Innovatie door Wetenschap en Technologie (IWT-Belgium); the F.R.S.-FNRS and FWO (Belgium) under the “Excellence of Science – EOS” – be.h project n. 30820817; the Beijing Municipal Science & Technology Commission, No. Z191100007219010; the Ministry of Education, Youth and Sports (MEYS) of the Czech Republic; the Hellenic Foundation for Research and Innovation (HFRI), Project Number 2288 (Greece); the Deutsche Forschungsgemeinschaft (DFG), under Germany’s Excellence Strategy – EXC 2121 “Quantum Universe” – 390833306, and under project number 400140256 - GRK2497; the Hungarian Academy of Sciences, the New National Excellence Program - ÚNKP, the NKFIH research grants K 124845, K 124850, K 128713, K 128786, K 129058, K 131991, K 133046, K 138136, K 143460, K 143477, 2020-2.2.1-ED-2021-00181, and TKP2021-NKTA-64 (Hungary); the Council of Science and Industrial Research, India; the Latvian Council of Science; the Ministry of Education and Science,

project no. 2022/WK/14, and the National Science Center, contracts Opus 2021/41/B/ST2/01369 and 2021/43/B/ST2/01552 (Poland); the Fundação para a Ciência e a Tecnologia, grant CEECIND/01334/2018 (Portugal); the National Priorities Research Program by Qatar National Research Fund; MCIN/AEI/10.13039/501100011033, ERDF “a way of making Europe”, and the Programa Estatal de Fomento de la Investigación Científica y Técnica de Excelencia María de Maeztu, grant MDM-2017-0765 and Programa Severo Ochoa del Principado de Asturias (Spain); the Chulalongkorn Academic into Its 2nd Century Project Advancement Project, and the National Science, Research and Innovation Fund via the Program Management Unit for Human Resources & Institutional Development, Research and Innovation, grant B05F650021 (Thailand); the Kavli Foundation; the Nvidia Corporation; the SuperMicro Corporation; the Welch Foundation, contract C-1845; and the Weston Havens Foundation (USA).

Data Availability Statement This manuscript has no associated data or the data will not be deposited. [Authors’ comment: Release and preservation of data used by the CMS Collaboration as the basis for publications is guided by the CMS policy as stated in <https://cms-docdb.cern.ch/cgi-bin/PublicDocDB/RetrieveFile?docid=6032&filename=CMSDataPolicyV1.2.pdf&version=2>. CMS data preservation, re-use and open access policy.]

Declarations

Conflict of interest The authors declare that they have no conflict of interest.

Open Access This article is licensed under a Creative Commons Attribution 4.0 International License, which permits use, sharing, adaptation, distribution and reproduction in any medium or format, as long as you give appropriate credit to the original author(s) and the source, provide a link to the Creative Commons licence, and indicate if changes were made. The images or other third party material in this article are included in the article’s Creative Commons licence, unless indicated otherwise in a credit line to the material. If material is not included in the article’s Creative Commons licence and your intended use is not permitted by statutory regulation or exceeds the permitted use, you will need to obtain permission directly from the copyright holder. To view a copy of this licence, visit <http://creativecommons.org/licenses/by/4.0/>.

Funded by SCOAP³. SCOAP³ supports the goals of the International Year of Basic Sciences for Sustainable Development.

References


1. R.K. Ellis, G. Martinelli, R. Petronzio, Lepton pair production at large transverse momentum in second order QCD. *Nucl. Phys. B* **211**, 106 (1983). [https://doi.org/10.1016/0550-3213\(83\)90188-8](https://doi.org/10.1016/0550-3213(83)90188-8)
2. J.C. Collins, D.E. Soper, G. Sterman, Transverse momentum distribution in Drell–Yan pair and W and Z boson production. *Nucl. Phys. B* **250**, 199 (1985). [https://doi.org/10.1016/0550-3213\(85\)90479-1](https://doi.org/10.1016/0550-3213(85)90479-1)
3. W. Bizon et al., The transverse momentum spectrum of weak gauge bosons at N³LL + NNLO. *Eur. Phys. J. C* **79**, 868 (2019). <https://doi.org/10.1140/epjc/s10052-019-7324-0>. arXiv:1905.05171
4. A. Bermudez Martinez et al., Production of Z-bosons in the parton branching method. *Phys. Rev. D* **100**, 074027 (2019). <https://doi.org/10.1103/PhysRevD.100.074027>. arXiv:1906.00919
5. C.M.S. Collaboration, Measurements of differential Z boson production cross sections in proton–proton collisions at $\sqrt{s} = 13$ TeV. *JHEP* **12**, 061 (2019). [https://doi.org/10.1007/JHEP12\(2019\)061](https://doi.org/10.1007/JHEP12(2019)061). arXiv:1909.04133
6. CDF Collaboration, Measurement of inclusive jet cross-sections in $Z/\gamma^* \rightarrow e^+e^- + \text{jets}$ production in $p\bar{p}$ collisions at $\sqrt{s} = 1.96$ TeV. *Phys. Rev. Lett.* **100**, 102001 (2008). <https://doi.org/10.1103/PhysRevLett.100.102001>. arXiv:0711.3717
7. D0 Collaboration, Measurement of differential $Z/\gamma^* + \text{jet} + X$ cross sections in $p\bar{p}$ collisions at $\sqrt{s} = 1.96$ TeV. *Phys. Lett. B* **669**, 278 (2008). <https://doi.org/10.1016/j.physletb.2008.09.060>. arXiv:0808.1296
8. ATLAS Collaboration, Measurement of the production cross section of jets in association with a Z boson in pp collisions at $\sqrt{s} = 7$ TeV with the ATLAS detector. *JHEP* **07**, 032 (2013). [https://doi.org/10.1007/JHEP07\(2013\)032](https://doi.org/10.1007/JHEP07(2013)032). arXiv:1304.7098
9. ATLAS Collaboration, Measurement of the production cross section for Z/γ^* in association with jets in pp collisions at $\sqrt{s} = 7$ TeV with the ATLAS detector. *Phys. Rev. D* **85**, 032009 (2012). <https://doi.org/10.1103/PhysRevD.85.032009>. arXiv:1111.2690
10. C.M.S. Collaboration, Measurements of jet multiplicity and differential production cross sections of Z+jets events in proton–proton collisions at $\sqrt{s} = 7$ TeV. *Phys. Rev. D* **91**, 052008 (2015). <https://doi.org/10.1103/PhysRevD.91.052008>. arXiv:1408.3104
11. C.M.S. Collaboration, Jet production rates in association with W and Z bosons in pp collisions at $\sqrt{s} = 7$ TeV. *JHEP* **01**, 010 (2012). [https://doi.org/10.1007/JHEP01\(2012\)010](https://doi.org/10.1007/JHEP01(2012)010). arXiv:1110.3226
12. C.M.S. Collaboration, Event shapes and azimuthal correlations in Z+jets events in pp collisions at $\sqrt{s} = 7$ TeV. *Phys. Lett. B* **722**, 238 (2013). <https://doi.org/10.1016/j.physletb.2013.04.025>. arXiv:1301.1646
13. LHCb Collaboration, Study of forward Z+jet production in pp collisions at $\sqrt{s} = 7$ TeV. *JHEP* **01**, 033 (2014). [https://doi.org/10.1007/JHEP01\(2014\)033](https://doi.org/10.1007/JHEP01(2014)033). arXiv:1310.8197
14. C.M.S. Collaboration, Measurements of differential production cross sections for a Z boson in association with jets in pp collisions at $\sqrt{s} = 8$ TeV. *JHEP* **04**, 022 (2017). [https://doi.org/10.1007/JHEP04\(2017\)022](https://doi.org/10.1007/JHEP04(2017)022). arXiv:1611.03844
15. ATLAS Collaboration, Measurement of the inclusive cross-section for the production of jets in association with a Z boson in proton–proton collisions at 8 TeV using the ATLAS detector. *Eur. Phys. J. C* **79**, 847 (2019). <https://doi.org/10.1140/epjc/s10052-019-7321-3>. arXiv:1907.06728
16. CMS Collaboration, Measurement of differential cross sections for Z boson production in association with jets in proton–proton collisions at $\sqrt{s} = 13$ TeV. *Eur. Phys. J. C* **78**, 965 (2018). <https://doi.org/10.1140/epjc/s10052-018-6373-0>. arXiv:1804.05252
17. ATLAS Collaboration, Measurements of the production cross section of a Z boson in association with jets in pp collisions at $\sqrt{s} = 13$ TeV with the ATLAS detector. *Eur. Phys. J. C* **77**, 361 (2017). <https://doi.org/10.1140/epjc/s10052-017-4900-z>. arXiv:1702.05725
18. F. Hautmann et al., Collinear and TMD quark and gluon densities from parton branching solution of QCD evolution equations. *JHEP* **01**, 070 (2018). [https://doi.org/10.1007/JHEP01\(2018\)070](https://doi.org/10.1007/JHEP01(2018)070). arXiv:1708.03279
19. F. Hautmann et al., Soft-gluon resolution scale in QCD evolution equations. *Phys. Lett. B* **772**, 446 (2017). <https://doi.org/10.1016/j.physletb.2017.07.005>. arXiv:1704.01757
20. A. Bermudez Martinez et al., Collinear and TMD parton densities from fits to precision DIS measurements in the parton branching method. *Phys. Rev. D* **99**, 074008 (2019). <https://doi.org/10.1103/PhysRevD.99.074008>. arXiv:1804.11152
21. S. Baranov et al., CASCADE3 A Monte Carlo event generator based on TMDs. *Eur. Phys. J. C* **81**, 425 (2021). <https://doi.org/10.1140/epjc/s10052-021-09203-8>. arXiv:2101.10221
22. S. Alioli, C.W. Bauer, S. Guns, F.J. Tackmann, Underlying event sensitive observables in Drell–Yan production using GENEVA.

- Eur. Phys. J. C **76**, 614 (2016). <https://doi.org/10.1140/epjc/s10052-016-4458-1>. arXiv:1605.07192
23. S. Alioli et al., Drell–Yan production at NNLL'+NNLO matched to parton showers. *Phys. Rev. D* **92**, 094020 (2015). <https://doi.org/10.1103/PhysRevD.92.094020>. arXiv:1508.01475
 24. S. Alioli et al., Matching fully differential NNLO calculations and parton showers. *JHEP* **06**, 089 (2014). [https://doi.org/10.1007/JHEP06\(2014\)089](https://doi.org/10.1007/JHEP06(2014)089). arXiv:1311.0286
 25. S. Alioli et al., Combining higher-order resummation with multiple NLO calculations and parton showers in GENEVA. *JHEP* **09**, 120 (2013). [https://doi.org/10.1007/JHEP09\(2013\)120](https://doi.org/10.1007/JHEP09(2013)120). arXiv:1211.7049
 26. CMS Collaboration, Performance of the CMS Level-1 trigger in proton–proton collisions at $\sqrt{s} = 13$ TeV. *JINST* **15**, P10017 (2020). <https://doi.org/10.1088/1748-0221/15/10/P10017>. arXiv:2006.10165
 27. CMS Collaboration, The CMS trigger system. *JINST* **12**, P01020 (2017). <https://doi.org/10.1088/1748-0221/12/01/P01020>. arXiv:1609.02366
 28. CMS Collaboration, Particle-flow reconstruction and global event description with the CMS detector. *JINST* **12**, P10003 (2017). <https://doi.org/10.1088/1748-0221/12/10/P10003>. arXiv:1706.04965
 29. CMS Collaboration, Technical proposal for the Phase-II upgrade of the Compact Muon Solenoid. CMS Technical Proposal CERN-LHCC-2015-010, CMS-TDR-15-02 (2015). <https://doi.org/10.17181/CERN.VU8LD59J>
 30. CMS Collaboration, ECAL 2016 refined calibration and Run2 summary plots. CMS Detector Performance Summary CMS-DP-2020-021 (2020). <https://cds.cern.ch/record/2717925>
 31. CMS Collaboration, Electron and photon reconstruction and identification with the CMS experiment at the CERN LHC. *JINST* **16**, P05014 (2021). <https://doi.org/10.1088/1748-0221/16/05/p05014>. arXiv:2012.06888
 32. CMS Collaboration, Performance of the CMS muon detector and muon reconstruction with proton-proton collisions at $\sqrt{s} = 13$ TeV. *JINST* **13**, P06015 (2018). <https://doi.org/10.1088/1748-0221/13/06/P06015>. arXiv:1804.04528
 33. M. Cacciari, G.P. Salam, G. Soyez, The anti- k_T jet clustering algorithm. *JHEP* **04**, 063 (2008). <https://doi.org/10.1088/1126-6708/2008/04/063>. arXiv:0802.1189
 34. M. Cacciari, G.P. Salam, G. Soyez, FastJet user manual. *Eur. Phys. J. C* **72**, 1896 (2012). <https://doi.org/10.1140/epjc/s10052-012-1896-2>. arXiv:1111.6097
 35. CMS Collaboration, Jet energy scale and resolution in the CMS experiment in pp collisions at 8 TeV. *JINST* **12**, P02014 (2017). <https://doi.org/10.1088/1748-0221/12/02/P02014>. arXiv:1607.03663
 36. CMS Collaboration, The CMS experiment at the CERN LHC. *JINST* **3**, S08004 (2008). <https://doi.org/10.1088/1748-0221/3/08/S08004>
 37. J. Alwall et al., The automated computation of tree-level and next-to-leading order differential cross sections, and their matching to parton shower simulations. *JHEP* **07**, 079 (2014). [https://doi.org/10.1007/JHEP07\(2014\)079](https://doi.org/10.1007/JHEP07(2014)079). arXiv:1405.0301
 38. T. Sjöstrand et al., An introduction to PYTHIA 8.2. *Comput. Phys. Commun.* **191**, 159 (2015). <https://doi.org/10.1016/j.cpc.2015.01.024>. arXiv:1410.3012
 39. Y.L. Dokshitzer, V.A. Khoze, S.I. Troian, A.H. Mueller, QCD coherence in high-energy reactions. *Rev. Mod. Phys.* **60**, 373 (1988). <https://doi.org/10.1103/RevModPhys.60.373>
 40. A. Bassetto, M. Ciafaloni, G. Marchesini, Jet structure and infrared sensitive quantities in perturbative QCD. *Phys. Rep.* **100**, 201 (1983). [https://doi.org/10.1016/0370-1573\(83\)90083-2](https://doi.org/10.1016/0370-1573(83)90083-2)
 41. G. Marchesini, B.R. Webber, Monte Carlo simulation of general hard processes with coherent QCD radiation. *Nucl. Phys. B* **310**, 461 (1988). [https://doi.org/10.1016/0550-3213\(88\)90089-2](https://doi.org/10.1016/0550-3213(88)90089-2)
 42. S. Catani, B.R. Webber, G. Marchesini, QCD coherent branching and semiinclusive processes at large x . *Nucl. Phys. B* **349**, 635 (1991). [https://doi.org/10.1016/0550-3213\(91\)90390-J](https://doi.org/10.1016/0550-3213(91)90390-J)
 43. NNPDF Collaboration, Parton distributions for the LHC Run II. *JHEP* **04**, 040 (2015). [https://doi.org/10.1007/JHEP04\(2015\)040](https://doi.org/10.1007/JHEP04(2015)040). arXiv:1410.8849
 44. CMS Collaboration, Event generator tunes obtained from underlying event and multiparton scattering measurements. *Eur. Phys. J. C* **76**, 155 (2016). <https://doi.org/10.1140/epjc/s10052-016-3988-x>. arXiv:1512.00815
 45. R. Frederix, S. Frixione, Merging meets matching in MC@NLO. *JHEP* **12**, 061 (2012). [https://doi.org/10.1007/JHEP12\(2012\)061](https://doi.org/10.1007/JHEP12(2012)061). arXiv:1209.6215
 46. J. Alwall et al., Comparative study of various algorithms for the merging of parton showers and matrix elements in hadronic collisions. *Eur. Phys. J. C* **53**, 473 (2008). <https://doi.org/10.1140/epjc/s10052-007-0490-5>. arXiv:0706.2569
 47. NNPDF Collaboration, Parton distributions with QED corrections. *Nucl. Phys. B* **877**, 290 (2013). <https://doi.org/10.1016/j.nuclphysb.2013.10.010>. arXiv:1308.0598
 48. NNPDF Collaboration, Unbiased global determination of parton distributions and their uncertainties at NNLO and at LO. *Nucl. Phys. B* **855**, 153 (2012). <https://doi.org/10.1016/j.nuclphysb.2011.09.024>. arXiv:1107.2652
 49. Y. Li, F. Petriello, Combining QCD and electroweak corrections to dilepton production in the framework of the FEWZ simulation code. *Phys. Rev. D* **86**, 094034 (2012). <https://doi.org/10.1103/physrevd.86.094034>. arXiv:1208.5967
 50. T. Sjöstrand, S. Mrenna, P. Skands, PYTHIA 6.4 physics and manual. *JHEP* **05**, 026 (2006). <https://doi.org/10.1088/1126-6708/2006/05/026>. arXiv:hep-ph/0603175
 51. A. Bermudez Martinez, F. Hautmann, M.L. Mangano, TMD evolution and multi-jet merging. *Phys. Lett. B* **822**, 136700 (2021). <https://doi.org/10.1016/j.physletb.2021.136700>. arXiv:2107.01224
 52. J. Butterworth et al., PDF4Lhc recommendations for LHC run II. *J. Phys. G Nucl. Part. Phys.* **43**, 023001 (2016). <https://doi.org/10.1088/0954-3899/43/2/023001>. arXiv:1510.03865
 53. J. Alwall et al., MadGraph 5: going beyond. *JHEP* **06**, 128 (2011). [https://doi.org/10.1007/JHEP06\(2011\)128](https://doi.org/10.1007/JHEP06(2011)128). arXiv:1106.0522
 54. NNPDF Collaboration, Parton distributions from high-precision collider data. *Eur. Phys. J. C* **77**, 663 (2017). <https://doi.org/10.1140/epjc/s10052-017-5199-5>. arXiv:1706.00428
 55. GEANT4 Collaboration, Geant4: a simulation toolkit. *Nucl. Instrum. Methods A* **506**, 250 (2003). [https://doi.org/10.1016/S0168-9002\(03\)01368-8](https://doi.org/10.1016/S0168-9002(03)01368-8)
 56. P. Nason, A new method for combining NLO QCD with shower Monte Carlo algorithms. *JHEP* **11**, 040 (2004). <https://doi.org/10.1088/1126-6708/2004/11/040>. arXiv:hep-ph/0409146
 57. S. Frixione, P. Nason, C. Oleari, Matching NLO QCD computations with Parton Shower simulations: the POWHEG method. *JHEP* **11**, 070 (2007). <https://doi.org/10.1088/1126-6708/2007/11/070>. arXiv:0709.2092
 58. S. Alioli, P. Nason, C. Oleari, E. Re, A general framework for implementing NLO calculations in shower Monte Carlo programs: the POWHEG BOX. *JHEP* **06**, 043 (2010). [https://doi.org/10.1007/JHEP06\(2010\)043](https://doi.org/10.1007/JHEP06(2010)043). arXiv:1002.2581
 59. E. Re, Single-top Wt-channel production matched with parton showers using the POWHEG method. *Eur. Phys. J. C* **71**, 1547 (2011). <https://doi.org/10.1140/epjc/s10052-011-1547-z>. arXiv:1009.2450




















60. S. Alioli, P. Nason, C. Oleari, E. Re, NLO single-top production matched with shower in POWHEG: s- and t-channel contributions. *JHEP* **09**, 111 (2009). <https://doi.org/10.1088/1126-6708/2009/09/111>. arXiv:0907.4076
61. S. Frixione, P. Nason, G. Ridolfi, A positive-weight next-to-leading-order Monte Carlo for heavy flavour hadroproduction. *JHEP* **09**, 126 (2007). <https://doi.org/10.1088/1126-6708/2007/09/126>. arXiv:0707.3088
62. M. Czakon, A. Mitov, Top++: a program for the calculation of the top-pair cross-section at hadron colliders. *Comput. Phys. Commun.* **185**, 2930 (2014). <https://doi.org/10.1016/j.cpc.2014.06.021>. arXiv:1112.5675
63. J.M. Campbell, R.K. Ellis, MCFM for the Tevatron and the LHC. *Nucl. Phys. B Proc. Suppl.* **205**, 10 (2010). <https://doi.org/10.1016/j.nuclphysbps.2010.08.011>. arXiv:1007.3492
64. CMS Collaboration, Performance of electron reconstruction and selection with the CMS detector in proton-proton collisions at $\sqrt{s} = 8$ TeV. *JINST* **10**, P06005 (2015). <https://doi.org/10.1088/1748-0221/10/06/p06005>. arXiv:1502.02701
65. G. D'Agostini, A multidimensional unfolding method based on Bayes' theorem. *Nucl. Instrum. Methods A* **362**, 487 (1995). [https://doi.org/10.1016/0168-9002\(95\)00274-X](https://doi.org/10.1016/0168-9002(95)00274-X)
66. T. Auyeub, Unfolding algorithms and tests using RooUnfold. CERN-2011-006, 313 (2011). arXiv:1105.1160
67. CMS Collaboration, Jet algorithms performance in 13 TeV data. CMS Physics Analysis Summary CMS-PAS-JME-16-003, CERN (2017). <https://cdsweb.cern.ch/record/2256875>
68. CMS Collaboration, Precision luminosity measurement in proton-proton collisions at $\sqrt{s} = 13$ TeV in 2015 and 2016 at CMS. *Eur. Phys. J. C* **81**, 800 (2021). <https://doi.org/10.1140/epjc/s10052-021-09538-2>. arXiv:2104.01927
69. CMS Collaboration, Measurement of the inelastic proton-proton cross section at $\sqrt{s} = 13$ TeV. *JHEP* **07**, 161 (2018). [https://doi.org/10.1007/JHEP07\(2018\)161](https://doi.org/10.1007/JHEP07(2018)161). arXiv:1802.02613
70. L. Lyons, D. Gibaut, P. Clifford, How to combine correlated estimates of a single physical quantity. *Nucl. Instrum. Methods A* **270**, 110 (1988). [https://doi.org/10.1016/0168-9002\(88\)90018-6](https://doi.org/10.1016/0168-9002(88)90018-6)
71. A. Valassi, Combining correlated measurements of several different physical quantities. *Nucl. Instrum. Methods* **500**, 391 (2003). [https://doi.org/10.1016/S0168-9002\(03\)00329-2](https://doi.org/10.1016/S0168-9002(03)00329-2)
72. M. Bansal, S. Bansal, R. Kumar, J.B. Singh, New observables for multiple-parton interactions measurements using Z+jets processes at the LHC. *Phys. Rev. D* **93**, 054019 (2016). <https://doi.org/10.1103/PhysRevD.93.054019>. arXiv:1602.05392
73. Y.-T. Chien et al., Precision boson-jet azimuthal decorrelation at hadron colliders (2022). arXiv:2205.05104
74. HEPData record for this analysis (2022). <https://doi.org/10.17182/hepdata.133278>

CMS Collaboration








Yerevan Physics Institute, Yerevan, Armenia

A. Tumasyan ¹

Institut für Hochenergiephysik, Vienna, Austria

W. Adam , J. W. Andrejkovic , T. Bergauer , S. Chatterjee , K. Damanakis , M. Dragicevic ,
A. Escalante Del Valle , R. Frühwirth ², M. Jeitler ², N. Krammer , L. Lechner , D. Liko , I. Mikulec ,
P. Paulitsch, F. M. Pitters, J. Schieck ², R. Schöfbeck , D. Schwarz , S. Templ , W. Waltenberger , C.-E. Wulz ²










Universiteit Antwerpen, Antwerpen, Belgium

M. R. Darwish ³, E. A. De Wolf, T. Janssen , T. Kello ⁴, A. Lelek , H. Rejeb Sfar, P. Van Mechelen , S. Van Putte ,
N. Van Remortel 

Vrije Universiteit Brussel, Brussel, Belgium

E. S. Bols , J. D'Hondt , A. De Moor , M. Delcourt , H. El Faham , S. Lowette , S. Moortgat , A. Morton ,
D. Müller , A. R. Sahasransu , S. Tavernier , W. Van Doninck, D. Vannerom 














Université Libre de Bruxelles, Bruxelles, Belgium

D. Beghin, B. Bilin , B. Clerbaux , G. De Lentdecker , L. Favart , A. K. Kalsi , K. Lee ,
M. Mahdavihorrani , I. Makarenko , S. Paredes , L. Pétré , A. Popov , N. Postiau, E. Starling , L. Thomas ,
M. Vanden Bemden, C. Vander Velde , P. Vanlaer 





Ghent University, Ghent, Belgium

T. Cornelis , D. Dobur , J. Knolle , L. Lambrecht , G. Mestdach, M. Niedziela , C. Rendón, C. Roskas ,
A. Samalan, K. Skovpen , M. Tytgat , N. Van Den Bossche , B. Vermassen, L. Wezenbeek 






















Université Catholique de Louvain, Louvain-la-Neuve, Belgium

A. Benecke , A. Bethani , G. Bruno , F. Bury , C. Caputo , P. David , C. Delaere , I. S. Donertas ,
A. Giammanco , K. Jaffel , Sa. Jain , V. Lemaitre, K. Mondal , J. Prisciandaro, A. Talierecio , M. Teklishyn ,
T. T. Tran , P. Vischia , S. Wertz

Centro Brasileiro de Pesquisas Físicas, Rio de Janeiro, Brazil

G. A. Alves , C. Hensel , A. Moraes , P. Rebello Teles 








Universidade do Estado do Rio de Janeiro, Rio de Janeiro, Brazil

W. L. Aldá Júnior , M. Alves Gallo Pereira , M. Barroso Ferreira Filho , H. Brandao Malbouisson , W. Carvalho , J. Chinellato ⁵, E. M. Da Costa , G. G. Da Silveira , D. De Jesus Damiao , V. Dos Santos Sousa , S. Fonseca De Souza , J. Martins , C. Mora Herrera , K. Mota Amarilo , L. Mundim , H. Nogima , A. Santoro , S. M. Silva Do Amaral , A. Sznajder , M. Thiel , F. Torres Da Silva De Araujo , A. Vilela Pereira 

Universidade Estadual Paulista, Universidade Federal do ABC, São Paulo, Brazil

C. A. Bernardes , L. Calligaris , T. R. Fernandez Perez Tomei , E. M. Gregores , D. S. Lemos , P. G. Mercadante , S. F. Novaes , Sandra S. Padula 

Institute for Nuclear Research and Nuclear Energy, Bulgarian Academy of Sciences, Sofia, Bulgaria

A. Aleksandrov , G. Antchev , R. Hadjiiska , P. Iaydjiev , M. Misheva , M. Rodozov, M. Shopova , G. Sultanov 

University of Sofia, Sofia, Bulgaria

A. Dimitrov , T. Ivanov , L. Litov , B. Pavlov , P. Petkov , A. Petrov 

















Beihang University, Beijing, China

T. Cheng , T. Javaid , M. Mittal , L. Yuan 









Department of Physics, Tsinghua University, Beijing, China

M. Ahmad , G. Bauer, C. Dozen , Z. Hu , Y. Wang, K. Yi ^{10,11}

Institute of High Energy Physics, Beijing, China

E. Chapon , G. M. Chen , H. S. Chen , M. Chen , F. Iemmi , A. Kapoor , D. Leggat, H. Liao , Z.-A. Liu ¹², V. Milosevic , F. Monti , R. Sharma , J. Tao , J. Thomas-Wilsker , J. Wang , H. Zhang , J. Zhao 




State Key Laboratory of Nuclear Physics and Technology, Peking University, Beijing, China

A. Agapitos , Y. An , Y. Ban , C. Chen, A. Levin , Q. Li , X. Lyu, Y. Mao, S. J. Qian , D. Wang , J. Xiao , H. Yang

Sun Yat-Sen University, Guangzhou, China

M. Lu , Z. You 

Institute of Modern Physics and Key Laboratory of Nuclear Physics and Ion-beam Application (MOE), Fudan University, Shanghai, China

X. Gao ⁴, H. Okawa , Y. Zhang 




Zhejiang University, Hangzhou, Zhejiang, China

Z. Lin , M. Xiao 

Universidad de Los Andes, Bogotá, Colombia

C. Avila , A. Cabrera , C. Florez , J. Fraga 

Universidad de Antioquia, Medellin, Colombia

J. Mejia Guisao , F. Ramirez , J. D. Ruiz Alvarez 

Faculty of Electrical Engineering, Mechanical Engineering and Naval Architecture, University of Split, Split, Croatia

D. Giljanovic , N. Godinovic , D. Lelas , I. Puljak 

Faculty of Science, University of Split, Split, Croatia






























































































Z. Antunovic, M. Kovac , T. Sculac 








Institute Rudjer Boskovic, Zagreb, Croatia

V. Brigljevic , D. Ferencek , D. Majumder , M. Roguljic , A. Starodumov ¹³, T. Susa 











University of Cyprus, Nicosia, Cyprus

A. Attikis , K. Christoforou , G. Kole , M. Kolosova , S. Konstantinou , J. Mousa , C. Nicolaou, F. Ptochos , P. A. Razis , H. Rykaczewski, H. Saka 


















Charles University, Prague, Czech RepublicM. Finger ¹³, M. Finger Jr. ¹³, A. Kveton **Escuela Politecnica Nacional, Quito, Ecuador**E. Ayala **Universidad San Francisco de Quito, Quito, Ecuador**E. Carrera Jarrin **Academy of Scientific Research and Technology of the Arab Republic of Egypt, Egyptian Network of High Energy Physics, Cairo, Egypt**S. Abu Zeid ¹⁴, S. Elgammal¹⁵**Center for High Energy Physics (CHEP-FU), Fayoum University, El-Fayoum, Egypt**M. A. Mahmoud , Y. Mohammed **National Institute of Chemical Physics and Biophysics, Tallinn, Estonia**S. Bhowmik , R. K. Dewanjee , K. Ehataht , M. Kadastik, S. Nandan , C. Nielsen , J. Pata , M. Raidal , L. Tani , C. Veelken **Department of Physics, University of Helsinki, Helsinki, Finland**P. Eerola , H. Kirschenmann , K. Osterberg , M. Voutilainen **Helsinki Institute of Physics, Helsinki, Finland**S. Bharthuar , E. Brücken , F. Garcia , J. Havukainen , M. S. Kim , R. Kinnunen, T. Lampén , K. Lassila-Perini , S. Lehti , T. Lindén , M. Lotti, L. Martikainen , M. Myllymäki , J. Ott , M. m. Rantanen , H. Siikonen , E. Tuominen , J. Tuominiemi **Lappeenranta-Lahti University of Technology, Lappeenranta, Finland**P. Luukka , H. Petrow , T. Tuuva**IRFU, CEA, Université Paris-Saclay, Gif-sur-Yvette, France**C. Amendola , M. Besancon , F. Couderc , M. Dejardin , D. Denegri, J. L. Faure, F. Ferri , S. Ganjour , P. Gras , G. Hamel de Monchenault , P. Jarry , B. Lenzi , J. Malcles , J. Rander, A. Rosowsky , M. Ö. Sahin , A. Savoy-Navarro ¹⁶, P. Simkina , M. Titov , G. B. Yu **Laboratoire Leprince-Ringuet, CNRS/IN2P3, Ecole Polytechnique, Institut Polytechnique de Paris, Palaiseau, France**S. Ahuja , F. Beaudette , M. Bonanomi , A. Buchot Perraguin , P. Busson , A. Cappati , C. Charlot , O. Davignon , B. Diab , G. Falmagne , B. A. Fontana Santos Alves , S. Ghosh , R. Granier de Cassagnac , A. Hakimi , I. Kucher , J. Motta , M. Nguyen , C. Ochando , P. Paganini , J. Rembser , R. Salerno , U. Sarkar , J. B. Sauvan , Y. Sirois , A. Tarabini , A. Zabi , A. Zghiche **Université de Strasbourg, CNRS, IPHC UMR 7178, Strasbourg, France**J.-L. Agram ¹⁷, J. Andrea , D. Appar , D. Bloch , G. Bourgatte , J.-M. Brom , E. C. Chabert , C. Collard , D. Darej, J.-C. Fontaine ¹⁷, U. Goerlach , C. Grimault, A.-C. Le Bihan , E. Nibigira , P. Van Hove **Institut de Physique des 2 Infinis de Lyon (IP2I), Villeurbanne, France**E. Asilar , S. Beauceron , C. Bernet , G. Boudoul , C. Camen, A. Carle, N. Chanon , D. Contardo , P. Depasse , H. El Mamouni, J. Fay , S. Gascon , M. Gouzevitch , B. Ille , I. B. Laktineh, H. Lattaud , A. Lesauvage , M. Lethuillier , L. Mirabito, S. Perries, K. Shchablo, V. Sordini , G. Touquet, M. Vander Donckt , S. Viret**Georgian Technical University, Tbilisi, Georgia**I. Bagaturia ¹⁸, I. Lomidze , Z. Tsamalaidze ¹³**I. Physikalisches Institut, RWTH Aachen University, Aachen, Germany**V. Botta , L. Feld , K. Klein , M. Lipinski , D. Meuser , A. Pauls , N. Röwert , J. Schulz, M. Teroerde **III. Physikalisches Institut A, RWTH Aachen University, Aachen, Germany**A. Dodonova , N. Eich , D. Eliseev , M. Erdmann , P. Fackeldey , B. Fischer , T. Hebbeker , K. Hoepfner 

F. Ivone , L. Mastrolorenzo, M. Merschmeyer , A. Meyer , G. Mocellin , S. Mondal , S. Mukherjee , D. Noll , A. Novak , A. Pozdnyakov , Y. Rath, H. Reithler , A. Schmidt , S. C. Schuler, A. Sharma , L. Vigilante, S. Wiedenbeck , S. Zaleski
















III. Physikalisches Institut B, RWTH Aachen University, Aachen, Germany

C. Dziwok , G. Flügge , W. Haj Ahmad ¹⁹, O. Hlushchenko, T. Kress , A. Nowack , O. Pooth , D. Roy , A. Stahl ²⁰, T. Ziemons , A. Zotz 
















Deutsches Elektronen-Synchrotron, Hamburg, Germany

H. Aarup Petersen , M. Aldaya Martin , P. Asmuss, S. Baxter , M. Bayatmakou , O. Behnke , A. Bermúdez Martínez , S. Bhattacharya , A. A. Bin Anuar , F. Blekman ²¹, K. Borras ²², D. Brunner , A. Campbell , A. Cardini , C. Cheng, F. Colombina , S. Consuegra Rodríguez , G. Correia Silva , M. De Silva , L. Didukh , G. Eckerlin, D. Eckstein , L. I. Estevez Banos , O. Filatov , E. Gallo ²¹, A. Geiser , A. Giraldi , G. Greau, A. Grohsjean , M. Guthoff , A. Jafari ²³, N. Z. Jomhari , A. Kasem ²², M. Kasemann , H. Kaveh , C. Kleinwort , R. Kogler , D. Krücker , W. Lange, K. Lipka , W. Lohmann ²⁴, R. Mankel , I.-A. Melzer-Pellmann , M. Mendizabal Morentin , J. Metwally, A. B. Meyer , M. Meyer , J. Mnich , A. Mussgiller , A. Nürnberg , Y. Otariid, D. Pérez Adán , D. Pitzl, A. Raspereza , B. Ribeiro Lopes , J. Rübenach, A. Saggio , A. Saibel , M. Savitskyi , M. Scham ²⁵, V. Scheurer, S. Schnake , P. Schütze , C. Schwanenberger ²¹, M. Shchedrolosiev , R. E. Sosa Ricardo , D. Stafford, N. Tonon , M. Van De Klundert , F. Vazzoler , R. Walsh , D. Walter , Q. Wang , Y. Wen , K. Wichmann, L. Wiens , C. Wissing , S. Wuchterl

University of Hamburg, Hamburg, Germany

R. Aggleton, S. Albrecht , S. Bein , L. Benato , P. Connor , K. De Leo , M. Eich, K. El Morabit , F. Feindt, A. Fröhlich, C. Garbers , E. Garutti , P. Gunnellini, M. Hajheidari, J. Haller , A. Hinzmann , G. Kasieczka , R. Klanner , T. Kramer , V. Kutzner , J. Lange , T. Lange , A. Lobanov , A. Malara , C. Matthies , A. Mehta , L. Moureaux , A. Nigamova , K. J. Pena Rodriguez , M. Rieger , O. Rieger, P. Schleper , M. Schröder , J. Schwandt , J. Sonneveld , H. Stadie , G. Steinbrück , A. Tews, I. Zoi










Karlsruher Institut fuer Technologie, Karlsruhe, Germany

J. Bechtel , S. Brommer , M. Burkart, E. Butz , R. Caspart , T. Chwalek , W. De Boer[†], A. Dierlamm , A. Droll, N. Faltermann , M. Giffels , J. O. Gosewisch, A. Gottmann , F. Hartmann ²⁰, C. Heidecker, U. Husemann , P. Keicher, R. Koppenhöfer , S. Maier , S. Mitra , Th. Müller , M. Neukum, G. Quast , K. Rabbertz , J. Rauser, D. Savoie , M. Schnepf, D. Seith, I. Shvetsov , H. J. Simonis , R. Ulrich , J. Van Der Linden , R. F. Von Cube , M. Wassmer , M. Weber , S. Wieland , R. Wolf , S. Wozniewski , S. Wunsch




Institute of Nuclear and Particle Physics (INPP), NCSR Demokritos, Aghia Paraskevi, Greece

G. Anagnostou, G. Daskalakis , A. Kyriakis, A. Stakia 







National and Kapodistrian University of Athens, Athens, Greece

M. Diamantopoulou, D. Karasavvas, P. Kontaxakis , C. K. Koraka , A. Manousakis-Katsikakis , A. Panagiotou, I. Papavergou , N. Saoulidou , K. Theofilatos , E. Tziaferi , K. Vellidis , E. Vourliotis 

National Technical University of Athens, Athens, Greece

G. Bakas , K. Kousouris , I. Papakrivopoulos , G. Tsipolitis, A. Zacharopoulou






University of Ioánnina, Ioannina, Greece

K. Adamidis, I. Bestintzanos, I. Evangelou , C. Foudas, P. Giannios , P. Katsoulis, P. Kokkas , N. Manthos , I. Papadopoulos , J. Strologas 





MTA-ELTE Lendület CMS Particle and Nuclear Physics Group, Eötvös Loránd University, Budapest, Hungary














































































M. Csanád , K. Farkas , M. M. A. Gadallah ²⁶, S. Lökös ²⁷, P. Major , K. Mandal , G. Pásztor , A. J. Rádl , O. Surányi , G. I. Veres 

Wigner Research Centre for Physics, Budapest, Hungary

M. Bartók ²⁸, G. Bencze, C. Hajdu , D. Horvath ^{29,30}, F. Sikler , V. Veszpremi 

Institute of Nuclear Research ATOMKI, Debrecen, Hungary

S. Czellar, D. Fasanella , F. Fienga , J. Karancsi ²⁸, J. Molnar, Z. Szillasi, D. Teyssier 
















Institute of Physics, University of Debrecen, Debrecen, HungaryP. Raics, Z. L. Trocsanyi , B. Ujvari **Karoly Robert Campus, MATE Institute of Technology, Gyongyos, Hungary**T. Csorgo , F. Nemes , T. Novak **Panjab University, Chandigarh, India**S. Bansal , S. B. Beri, V. Bhatnagar , G. Chaudhary , S. Chauhan , N. Dhingra ³⁴, R. Gupta, A. Kaur ,
H. Kaur , M. Kaur , P. Kumari , M. Meena , K. Sandeep , J. B. Singh ³⁵, A. K. Viridi **University of Delhi, Delhi, India**A. Ahmed , A. Bhardwaj , B. C. Choudhary , M. Gola, S. Keshri , A. Kumar , M. Naimuddin , P. Priyanka ,
K. Ranjan , S. Saumya , A. Shah **Saha Institute of Nuclear Physics, HBNI, Kolkata, India**M. Bharti³⁶, R. Bhattacharya , S. Bhattacharya , D. Bhowmik, S. Dutta , S. Dutta, B. Gomber ³⁷, M. Maity³⁸,
P. Palit , P. K. Rout , G. Saha , B. Sahu , S. Sarkar, M. Sharan**Indian Institute of Technology Madras, Madras, India**P. K. Behera , S. C. Behera , P. Kalbhor , J. R. Komaragiri ³⁹, D. Kumar ³⁹, A. Muhammad , L. Panwar ³⁹,
R. Pradhan , P. R. Pujahari , A. Sharma , A. K. Sikdar , P. C. Tiwari ³⁹**Bhabha Atomic Research Centre, Mumbai, India**K. Naskar ⁴⁰**Tata Institute of Fundamental Research-A, Mumbai, India**T. Aziz, S. Dugad, M. Kumar , G. B. Mohanty **Tata Institute of Fundamental Research-B, Mumbai, India**S. Banerjee , R. Chudasama , M. Guchait , S. Karmakar , S. Kumar , G. Majumder , K. Mazumdar ,
S. Mukherjee **National Institute of Science Education and Research, An OCC of Homi Bhabha National Institute, Bhubaneswar, Odisha, India**S. Bahinipati ⁴¹, C. Kar , P. Mal , T. Mishra , V. K. Muraleedharan Nair Bindhu ⁴², A. Nayak ⁴², P. Saha ,
N. Sur , S. K. Swain, D. Vats ⁴²**Indian Institute of Science Education and Research (IISER), Pune, India**A. Alpana , S. Dube , B. Kansal , A. Laha , S. Pandey , A. Rastogi , S. Sharma **Isfahan University of Technology, Isfahan, Iran**H. Bakhshiansohi ^{43,44}, E. Khazaie ⁴⁴, M. Zeinali ⁴⁵**Institute for Research in Fundamental Sciences (IPM), Tehran, Iran**S. Chenarani ⁴⁶, S. M. Etesami , M. Khakzad , M. Mohammadi Najafabadi **University College Dublin, Dublin, Ireland**M. Grunewald **INFN Sezione di Bari^a, Università di Bari^b, Politecnico di Bari^c, Bari, Italy**M. Abbrescia ^{a,b}, R. Aly ^{a,b}, C. Aruta ^{a,b}, A. Colaleo ^a, D. Creanza ^{a,c}, N. De Filippis ^{a,c}, M. De Palma ^{a,b},
A. Di Florio ^{a,b}, A. Di Pilato ^{a,b}, W. Elmetenawee ^{a,b}, F. Errico ^{a,b}, L. Fiore ^a, G. Iaselli ^{a,c}, M. Ince ^{a,b},
S. Lezki ^{a,b}, G. Maggi ^{a,c}, M. Maggi ^a, I. Margjeka ^{a,b}, V. Mastrapasqua ^{a,b}, S. My ^{a,b}, S. Nuzzo ^{a,b},
A. Pellecchia ^{a,b}, A. Pompili ^{a,b}, G. Pugliese ^{a,c}, D. Ramos ^a, A. Ranieri ^a, G. Selvaggi ^{a,b}, L. Silvestris ^a,
F. M. Simone ^{a,b}, Ü. Sözbilir ^a, R. Venditti ^a, P. Verwilligen ^a**INFN Sezione di Bologna^a, Università di Bologna^b, Bologna, Italy**G. Abbiendi ^a, C. Battilana ^{a,b}, D. Bonacorsi ^{a,b}, L. Borgonovi ^a, L. Brigliadori^a, R. Campanini ^{a,b},
P. Capiluppi ^{a,b}, A. Castro ^{a,b}, F. R. Cavallo ^a, C. Ciocca ^a, M. Cuffiani ^{a,b}, G. M. Dallavalle ^a,
T. Diotallevi ^{a,b}, F. Fabbri ^a, A. Fanfani ^{a,b}, P. Giacomelli ^a, L. Giommi ^{a,b}, C. Grandi ^a, L. Guiducci ^{a,b},

S. Lo Meo ^{a,47}, L. Lunerti ^{a,b}, S. Marcellini ^a, G. Masetti ^a, F. L. Navarria ^{a,b}, A. Perrotta ^a, F. Primavera ^{a,b}, A. M. Rossi ^{a,b}, T. Rovelli ^{a,b}, G. P. Siroli ^{a,b}

INFN Sezione di Catania^a, Università di Catania^b, Catania, Italy

S. Albergo ^{a,b,48}, S. Costa ^{a,b,48}, A. Di Mattia ^a, R. Potenza^{a,b}, A. Tricomi ^{a,b,48}, C. Tuve ^{a,b}





INFN Sezione di Firenze^a, Università di Firenze^b, Firenze, Italy

G. Barbagli ^a, A. Cassese ^a, R. Ceccarelli ^{a,b}, V. Ciulli ^{a,b}, C. Civinini ^a, R. D'Alessandro ^{a,b}, E. Focardi ^{a,b}, G. Latino ^{a,b}, P. Lenzi ^{a,b}, M. Lizzo ^{a,b}, M. Meschini ^a, S. Paoletti ^a, R. Seidita ^{a,b}, G. Sguazzoni ^a, L. Viliani ^a






















INFN Laboratori Nazionali di Frascati, Frascati, Italy

L. Benussi ^a, S. Bianco ^a, D. Piccolo ^a











INFN Sezione di Genova^a, Università di Genova^b, Genoa, Italy

M. Bozzo ^{a,b}, F. Ferro ^a, R. Mulargia ^a, E. Robutti ^a, S. Tosi ^{a,b}






















INFN Sezione di Milano-Bicocca^a, Università di Milano-Bicocca^b, Milan, Italy

A. Benaglia ^a, G. Boldrini ^a, F. Brivio ^{a,b}, F. Cetorelli ^{a,b}, F. De Guio ^{a,b}, M. E. Dinardo ^{a,b}, P. Dini ^a, S. Gennai ^a, A. Ghezzi ^{a,b}, P. Govoni ^{a,b}, L. Guzzi ^{a,b}, M. T. Lucchini ^{a,b}, M. Malberti ^a, S. Malvezzi ^a, A. Massironi ^a, D. Menasce ^a, L. Moroni ^a, M. Paganoni ^{a,b}, D. Pedrini ^a, B. S. Pinolini^a, S. Ragazzi ^{a,b}, N. Redaelli ^a, T. Tabarelli de Fatis ^{a,b}, D. Valsecchi ^{a,b,20}, D. Zuolo ^{a,b}











INFN Sezione di Napoli^a, Università di Napoli 'Federico II'^b, Napoli, Italy; Università della Basilicata^c, Potenza, Italy; Università G. Marconi^d, Rome, Italy

S. Buontempo ^a, F. Carnevali^{a,b}, N. Cavallo ^{a,c}, A. De Iorio ^{a,b}, F. Fabozzi ^{a,c}, A. O. M. Iorio ^{a,b}, L. Lista ^{a,b,49}, S. Meola ^{a,d,20}, P. Paolucci ^{a,20}, B. Rossi ^a, C. Sciacca ^{a,b}















INFN Sezione di Padova^a, Università di Padova^b, Padova, Italy; Università di Trento^c, Trento, Italy

P. Azzi ^a, N. Bacchetta ^a, D. Bisello ^{a,b}, P. Bortignon ^a, A. Bragagnolo ^{a,b}, R. Carlin ^{a,b}, P. Checchia ^a, T. Dorigo ^a, U. Dosselli ^a, F. Gasparini ^{a,b}, U. Gasparini ^{a,b}, G. Grosso^a, L. Layer^{a,50}, E. Lusiani ^a, M. Margoni ^{a,b}, F. Marini ^a, A. T. Meneguzzo ^{a,b}, J. Pazzini ^{a,b}, P. Ronchese ^{a,b}, R. Rossin ^{a,b}, F. Simonetto ^{a,b}, G. Strong ^a, M. Tosi ^{a,b}, H. Yarar^{a,b}, M. Zanetti ^{a,b}, P. Zotto ^{a,b}, A. Zucchetta ^{a,b}, G. Zumerle ^{a,b}






















INFN Sezione di Pavia^a, Università di Pavia^b, Pavia, Italy

C. Aimè ^{a,b}, A. Braghieri ^a, S. Calzaferri ^{a,b}, D. Fiorina ^{a,b}, P. Montagna ^{a,b}, S. P. Ratti^{a,b}, V. Re ^a, C. Riccardi ^{a,b}, P. Salvini ^a, I. Vai ^a, P. Vitulo ^{a,b}


















INFN Sezione di Perugia^a, Università di Perugia^b, Perugia, Italy

P. Asenov ^{a,51}, G. M. Bilei ^a, D. Ciangottini ^{a,b}, L. Fanò ^{a,b}, M. Magherini ^{a,b}, G. Mantovani^{a,b}, V. Mariani ^{a,b}, M. Menichelli ^a, F. Moscatelli ^{a,51}, A. Piccinelli ^{a,b}, M. Presilla ^{a,b}, A. Rossi ^{a,b}, A. Santocchia ^{a,b}, D. Spiga ^a, T. Tedeschi ^{a,b}







































INFN Sezione di Pisa^a, Università di Pisa^b, Scuola Normale Superiore di Pisa^c, Pisa, Italy; Università di Siena^d, Siena, Italy

P. Azzurri ^a, G. Bagliesi ^a, V. Bertacchi ^{a,c}, L. Bianchini ^a, T. Boccali ^a, E. Bossini ^{a,b}, R. Castaldi ^a, M. A. Ciocci ^{a,b}, V. D'Amante ^{a,d}, R. Dell'Orso ^a, M. R. Di Domenico ^{a,d}, S. Donato ^a, A. Giassi ^a, F. Ligabue ^{a,c}, E. Manca ^{a,c}, G. Mandorli ^{a,c}, D. Matos Figueiredo ^a, A. Messineo ^{a,b}, M. Musich ^a, F. Palla ^a, S. Parolia ^{a,b}, G. Ramirez-Sanchez ^{a,c}, A. Rizzi ^{a,b}, G. Rolandi ^{a,c}, S. Roy Chowdhury ^{a,c}, A. Scribano ^a, N. Shafiei ^{a,b}, P. Spagnolo ^a, R. Tenchini ^a, G. Tonelli ^{a,b}, N. Turini ^{a,d}, A. Venturi ^a, P. G. Verdini ^a

INFN Sezione di Roma^a, Sapienza Università di Roma^b, Rome, Italy

P. Barria ^a, M. Campana ^{a,b}, F. Cavallari ^a, D. Del Re ^{a,b}, E. Di Marco ^a, M. Diemoz ^a, E. Longo ^{a,b}, P. Meridiani ^a, G. Organtini ^{a,b}, F. Pandolfi ^a, R. Paramatti ^{a,b}, C. Quaranta ^{a,b}, S. Rahatlou ^{a,b}, C. Rovelli ^a, F. Santanastasio ^{a,b}, L. Soffi ^a, R. Tramontano ^{a,b}

INFN Sezione di Torino^a, Università di Torino^b, Torino, Italy; Università del Piemonte Orientale^c, Novara, Italy

N. Amapane ^{a,b}, R. Arcidiacono ^{a,c}, S. Argiro ^{a,b}, M. Arneodo ^{a,c}, N. Bartosik ^a, R. Bellan ^{a,b},
 A. Bellora ^{a,b}, J. Berenguer Antequera ^{a,b}, C. Biino ^a, N. Cartiglia ^a, M. Costa ^{a,b}, R. Covarelli ^{a,b},
 N. Demaria ^a, M. Grippo ^{a,b}, B. Kiani ^{a,b}, F. Legger ^a, C. Mariotti ^a, S. Maselli ^a, A. Mecca ^{a,b},
 E. Migliore ^{a,b}, E. Monteil ^{a,b}, M. Monteno ^a, M. M. Obertino ^{a,b}, G. Ortona ^a, L. Pacher ^{a,b}, N. Pastrone ^a,
 M. Pelliccioni ^a, M. Ruspa ^{a,c}, K. Shchelina ^a, F. Siviero ^{a,b}, V. Sola ^a, A. Solano ^{a,b}, D. Soldi ^{a,b},
 A. Staiano ^a, M. Tornago ^{a,b}, D. Trocino ^a, G. Umoret ^{a,b}, A. Vagnerini ^{a,b}

INFN Sezione di Trieste^a, Università di Trieste^b, Trieste, Italy

S. Belforte ^a, V. Candelise ^{a,b}, M. Casarsa ^a, F. Cossutti ^a, A. Da Rold ^{a,b}, G. Della Ricca ^{a,b},
 G. Sorrentino ^{a,b}

Kyungpook National University, Daegu, Korea

S. Dogra ^a, C. Huh ^a, B. Kim ^a, D. H. Kim ^a, G. N. Kim ^a, J. Kim ^a, J. Lee ^a, S. W. Lee ^a, C. S. Moon ^a, Y. D. Oh ^a,
 S. I. Pak ^a, S. Sekmen ^a, Y. C. Yang ^a





Chonnam National University, Institute for Universe and Elementary Particles, Kwangju, Korea

H. Kim ^a, D. H. Moon ^a

Hanyang University, Seoul, Korea

B. Francois ^a, T. J. Kim ^a, J. Park ^a

Korea University, Seoul, Korea

S. Cho, S. Choi ^a, B. Hong ^a, K. Lee, K. S. Lee ^a, J. Lim, J. Park, S. K. Park, J. Yoo ^a

Department of Physics, Kyung Hee University, Seoul, Korea

J. Goh ^a, A. Gurtu ^a

Sejong University, Seoul, Korea

H. S. Kim ^a, Y. Kim

Seoul National University, Seoul, Korea

J. Almond, J. H. Bhyun, J. Choi ^a, S. Jeon ^a, J. Kim ^a, J. S. Kim, S. Ko ^a, H. Kwon ^a, H. Lee ^a, S. Lee, B. H. Oh ^a,
 M. Oh ^a, S. B. Oh ^a, H. Seo ^a, U. K. Yang, I. Yoon ^a




University of Seoul, Seoul, Korea

W. Jang ^a, D. Y. Kang, Y. Kang ^a, S. Kim ^a, B. Ko, J. S. H. Lee ^a, Y. Lee ^a, J. A. Merlin, I. C. Park ^a, Y. Roh,
 M. S. Ryu ^a, D. Song, I. J. Watson ^a, S. Yang ^a


Department of Physics, Yonsei University, Seoul, Korea

S. Ha ^a, H. D. Yoo ^a

Sungkyunkwan University, Suwon, Korea

M. Choi ^a, H. Lee, Y. Lee ^a, I. Yu ^a

College of Engineering and Technology, American University of the Middle East (AUM), Dasman, Kuwait

T. Beyrouthy, Y. Maghrbi ^a

Riga Technical University, Riga, Latvia

K. Dreimanis ^a, V. Veckalns ^a







Vilnius University, Vilnius, Lithuania

M. Ambrozas ^a, A. Carvalho Antunes De Oliveira ^a, A. Juodagalvis ^a, A. Rinkevicius ^a, G. Tamulaitis ^a

National Centre for Particle Physics, Universiti Malaya, Kuala Lumpur, Malaysia

N. Bin Norjoharuddeen ^a, S. Y. Hoh ^a⁵², Z. Zolkapli

Universidad de Sonora (UNISON), Hermosillo, Mexico

J. F. Benitez ^a, A. Castaneda Hernandez ^a, H. A. Encinas Acosta, L. G. Gallegos Maríñez, M. León Coello ^a,
 J. A. Murillo Quijada ^a, A. Sehrawat ^a, L. Valencia Palomo ^a

Centro de Investigacion y de Estudios Avanzados del IPN, Mexico City, Mexico

G. Ayala , H. Castilla-Valdez , E. De La Cruz-Burelo , I. Heredia-De La Cruz ⁵³, R. Lopez-Fernandez ,
C. A. Mondragon Herrera, D. A. Perez Navarro , R. Reyes-Almanza , A. Sánchez Hernández 



Universidad Iberoamericana, Mexico City, Mexico

S. Carrillo Moreno, C. Oropeza Barrera , F. Vazquez Valencia 

Benemerita Universidad Autonoma de Puebla, Puebla, Mexico

I. Pedraza , H. A. Salazar Ibarquen , C. Uribe Estrada 

University of Montenegro, Podgorica, Montenegro

I. Bubanja, J. Mijuskovic ⁵⁴, N. Raicevic 








University of Auckland, Auckland, New Zealand

D. Krofcheck 

University of Canterbury, Christchurch, New Zealand

P. H. Butler 

National Centre for Physics, Quaid-I-Azam University, Islamabad, Pakistan

A. Ahmad , M. I. Asghar, A. Awais , M. I. M. Awan, M. Gul , H. R. Hoorani , W. A. Khan , M. A. Shah,
M. Shoaib , M. Waqas 

AGH University of Science and Technology Faculty of Computer Science, Electronics and Telecommunications, Kraków, Poland

V. Avati, L. Grzanka , M. Malawski 

National Centre for Nuclear Research, Swierk, Poland

H. Bialkowska , M. Bluj , B. Boimska , M. Górski , M. Kazana , M. Szleper , P. Zalewski 

Institute of Experimental Physics, Faculty of Physics, University of Warsaw, Warsaw, Poland

K. Bunkowski , K. Doroba , A. Kalinowski , M. Konecki , J. Krolkowski 


























Laboratório de Instrumentação e Física Experimental de Partículas, Lisbon, Portugal

M. Araujo , P. Bargassa , D. Bastos , A. Boletti , P. Faccioli , M. Gallinaro , J. Hollar , N. Leonardo ,
T. Niknejad , M. Pisano , J. Seixas , O. Toldaiev , J. Varela 

VINCA Institute of Nuclear Sciences, University of Belgrade, Belgrade, Serbia

P. Adzic ⁵⁵, M. Dordevic , P. Milenovic , J. Milosevic 









Centro de Investigaciones Energéticas Medioambientales y Tecnológicas (CIEMAT), Madrid, Spain

M. Aguilar-Benitez, J. Alcaraz Maestre , A. Álvarez Fernández , I. Bachiller, M. Barrio Luna, Cristina F. Bedoya ,
C. A. Carrillo Montoya , M. Cepeda , M. Cerrada , N. Colino , B. De La Cruz , A. Delgado Peris ,
J. P. Fernández Ramos , J. Flix , M. C. Fouz , O. Gonzalez Lopez , S. Goy Lopez , J. M. Hernandez ,
M. I. Josa , J. León Holgado , D. Moran , Á. Navarro Tobar , C. Perez Dengra , A. Pérez-Calero Yzquierdo ,
J. Puerta Pelayo , I. Redondo , L. Romero, S. Sánchez Navas , L. Urda Gómez , C. Willmott










Universidad Autónoma de Madrid, Madrid, Spain

J. F. de Trocóniz 

Instituto Universitario de Ciencias y Tecnologías Espaciales de Asturias (ICTEA), Universidad de Oviedo, Oviedo, Spain

B. Alvarez Gonzalez , J. Cuevas , J. Fernandez Menendez , S. Folgueras , I. Gonzalez Caballero ,
J. R. González Fernández , E. Palencia Cortezon , C. Ramón Álvarez , V. Rodríguez Bouza , A. Soto Rodríguez ,
A. Trapote , N. Trevisani , C. Vico Villalba 

Instituto de Física de Cantabria (IFCA), CSIC-Universidad de Cantabria, Santander, Spain





J. A. Brochero Cifuentes , I. J. Cabrillo , A. Calderon , J. Duarte Campderros , M. Fernandez ,
C. Fernandez Madrazo , P. J. Fernández Manteca , A. García Alonso, G. Gomez , C. Martinez Rivero 

P. Martinez Ruiz del Arbol , F. Matorras , P. Matorras Cuevas , J. Piedra Gomez , C. Prieels, A. Ruiz-Jimeno , L. Scodellaro , I. Vila , J. M. Vizan Garcia 

University of Colombo, Colombo, Sri Lanka

M. K. Jayananda , B. Kailasapathy ⁵⁶, D. U. J. Sonnadara , D. D. C. Wickramaratna 











University of Ruhuna, Department of Physics, Matara, Sri Lanka

W. G. D. Dharmaratna , K. Liyanage , N. Perera , N. Wickramage 





















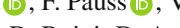








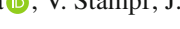


CERN, European Organization for Nuclear Research, Geneva, Switzerland

T. K. Aarrestad , D. Abbaneo , J. Alimena , E. Auffray , G. Auzinger , J. Baechler, P. Baillon[†], D. Barney , J. Bendavid , M. Bianco , A. Bocchi , C. Caillol , T. Camporesi , M. Capeans Garrido , G. Cerminara , N. Chernyavskaya , S. S. Chhibra , S. Choudhury, M. Cipriani , L. Cristella , D. d'Enterria , A. Dabrowski , A. David , A. De Roeck , M. M. Defranchis , M. Deile , M. Dobson , M. Dünser , N. Dupont, A. Elliott-Peisert, F. Fallavollita⁵⁷, A. Florent , L. Forthomme , G. Franzoni , W. Funk , S. Ghosh , S. Giani, D. Gigi, K. Gill , F. Glege , L. Gouskos , E. Govorkova , M. Haranko , J. Hegeman , V. Innocente , T. James , P. Janot , J. Kaspar , J. Kieseler , M. Komm , N. Kratochwil , C. Lange , S. Laurila , P. Lecoq , A. Lintuluoto , C. Lourenço , B. Maier , L. Malgeri , S. Mallios, M. Mannelli , A. C. Marini , F. Meijers , S. Mersi , E. Meschi , F. Moortgat , M. Mulders , S. Orfanelli, L. Orsini, F. Pantaleo , E. Perez, M. Peruzzi , A. Petrilli , G. Petrucciani , A. Pfeiffer , M. Pierini , D. Piparo , M. Pitt , H. Qu , T. Quast, D. Rabady , A. Racz, G. Reales Gutiérrez, M. Rovere , H. Sakulin , J. Salfeld-Nebgen , S. Scarfi , M. Selvaggi , A. Sharma , P. Silva , W. Snoeys , P. Spicas ⁵⁸, S. Summers , K. Tatar , V. R. Tavolaro , D. Treille , P. Tropea , A. Tsirou, J. Wanczyk ⁵⁹, K. A. Wozniak , W. D. Zeuner
























Paul Scherrer Institut, Villigen, Switzerland

L. Caminada ⁶⁰, A. Ebrahimi , W. Erdmann , R. Horisberger , Q. Ingram , H. C. Kaestli , D. Kotlinski , M. Missiroli ⁶⁰, L. Noehte ⁶⁰, T. Rohe 




ETH Zurich-Institute for Particle Physics and Astrophysics (IPA), Zurich, Switzerland

K. Androsov ⁵⁹, M. Backhaus , P. Berger, A. Calandri , A. De Cosa , G. Dissertori , M. Dittmar, M. Donegà , C. Dorfer , F. Eble , K. Gedia , F. Glessgen , T. A. Gómez Espinosa , C. Grab , D. Hits , W. Lustermann , A.-M. Lyon , R. A. Manzoni , L. Marchese , C. Martin Perez , M. T. Meinhard , F. Nessi-Tedaldi , J. Niedziela , F. Pauss , V. Perovic , S. Pigazzini , M. G. Ratti , M. Reichmann , C. Reissel , T. Reitenspiess , B. Ristic , D. Ruini, D. A. Sanz Becerra , V. Stampf, J. Stegmann ⁵⁹, R. Wallny 











Universität Zürich, Zurich, Switzerland

C. Amsler ⁶¹, P. Bäertschi , C. Botta , D. Brzhechko, M. F. Canelli , K. Cormier , A. De Wit , R. Del Burgo, J. K. Heikkilä , M. Huwiler , W. Jin , A. Jofrehei , B. Kilminster , S. Leontsinis , S. P. Liechti , A. Macchiolo , P. Meiring , V. M. Mikuni , U. Molinatti , I. Neutelings , A. Reimers , P. Robmann, S. Sanchez Cruz , K. Schweiger , M. Senger , Y. Takahashi 




National Central University, Chung-Li, Taiwan

C. Adloff⁶², C. M. Kuo, W. Lin, A. Roy , T. Sarkar ³⁸, S. S. Yu 




















National Taiwan University (NTU), Taipei, Taiwan

L. Ceard, Y. Chao , K. F. Chen , P. H. Chen , P. s. Chen, H. Cheng , W.-S. Hou , Y. y. Li , R.-S. Lu , E. Paganis , A. Psallidas, A. Steen , H. y. Wu, E. Yazgan , P. r. Yu

Department of Physics, Faculty of Science, Chulalongkorn University, Bangkok, Thailand

B. Asavapibhop , C. Asawatangkuldee , N. Srimanobhas 









Physics Department, Science and Art Faculty, Çukurova University, Adana, Turkey

F. Boran , S. Damarseekin ⁶³, Z. S. Demiroglu , F. Dolek , I. Dumanoglu ⁶⁴, E. Eskut , Y. Guler ⁶⁵, E. Gurpinar Guler ⁶⁵, C. Isik , O. Kara, A. Kayis Topaksu , U. Kiminsu , G. Onengut , K. Ozdemir ⁶⁶, A. Polatoz , A. E. Simsek , B. Tali ⁶⁷, U. G. Tok , S. Turkcapar , I. S. Zorbakir 

Physics Department, Middle East Technical University, Ankara, Turkey

G. Karapinar, K. Ocalan ⁶⁸, M. Yalvac ⁶⁹










Bogazici University, Istanbul, Turkey

B. Akgun , I. O. Atakisi , E. Gülmez , M. Kaya ⁷⁰, O. Kaya ⁷¹, Ö. Özçelik , S. Tekten ⁷², E. A. Yetkin ⁷³

Istanbul Technical University, Istanbul, Turkey

A. Cakir , K. Cankocak ⁶⁴, Y. Komurcu , S. Sen ⁷⁴

Istanbul University, Istanbul, Turkey

S. Cerci ⁶⁷, I. Hos ⁷⁵, B. Isildak ⁷⁶, B. Kaynak , S. Ozkorucuklu , H. Sert , C. Simsek , D. Sunar Cerci ⁶⁷, C. Zorbilmez 
















Institute for Scintillation Materials of National Academy of Science of Ukraine, Kharkiv, Ukraine

B. Grynyov 

















National Science Centre, Kharkiv Institute of Physics and Technology, Kharkiv, Ukraine

L. Levchuk 








University of Bristol, Bristol, UK

D. Anthony , E. Bhal , S. Bologna, J. J. Brooke , A. Bundock , E. Clement , D. Cussans , H. Flacher , M. Glowacki, J. Goldstein , G. P. Heath, H. F. Heath , L. Kreczko , B. Krikler , S. Paramesvaran , S. Seif El Nasr-Storey, V. J. Smith , N. Stylianou ⁷⁷, K. Walkingshaw Pass, R. White 

Rutherford Appleton Laboratory, Didcot, UK

K. W. Bell , A. Belyaev ⁷⁸, C. Brew , R. M. Brown , D. J. A. Cockerill , C. Cooke , K. V. Ellis, K. Harder , S. Harper , M.-L. Holmberg , J. Linacre , K. Manolopoulos, D. M. Newbold , E. Olaiya, D. Petyt , T. Reis , T. Schuh, C. H. Shepherd-Themistocleous , I. R. Tomalin , T. Williams 

Imperial College, London, UK

R. Bainbridge , P. Bloch , S. Bonomally, J. Borg , S. Breeze, O. Buchmuller, V. Cepaitis , G. S. Chahal ⁷⁹, D. Colling , P. Dauncey , G. Davies , M. Della Negra , S. Fayer, G. Fedi , G. Hall , M. H. Hassanshahi , G. Iles , J. Langford , L. Lyons , A.-M. Magnan , S. Malik, A. Martelli , D. G. Monk , J. Nash ⁸⁰, M. Pesaresi, B. C. Radburn-Smith , D. M. Raymond, A. Richards, A. Rose , E. Scott , C. Seez , A. Shtipliyski, A. Tapper , K. Uchida , T. Virdee ²⁰, M. Vojinovic , N. Wardle , S. N. Webb , D. Winterbottom 

Brunel University, Uxbridge, UK

K. Coldham, J. E. Cole , A. Khan, P. Kyberd , I. D. Reid , L. Teodorescu, S. Zahid 

Baylor University, Waco, TX, USA

S. Abdullin , A. Brinkerhoff , B. Caraway , J. Dittmann , K. Hatakeyama , A. R. Kanuganti , B. McMaster , M. Saunders , S. Sawant , C. Sutantawibul , J. Wilson 

Catholic University of America, Washington, DC, USA

R. Bartek , A. Dominguez , R. Uniyal , A. M. Vargas Hernandez 




















The University of Alabama, Tuscaloosa, AL, USA

A. Buccilli , S. I. Cooper , D. Di Croce , S. V. Gleyzer , C. Henderson , C. U. Perez , P. Rumerio ⁸¹, C. West 

Boston University, Boston, MA, USA

A. Akpinar , A. Albert , D. Arcaro , C. Cosby , Z. Demiragli , C. Erice , E. Fontanesi , D. Gastler , S. May , J. Rohlf , K. Salyer , D. Sperka , D. Spitzbart , I. Suarez , A. Tsatsos , S. Yuan , D. Zou

Brown University, Providence, RI, USA

G. Benelli , B. Burkle , X. Coubez ²², D. Cutts , M. Hadley , U. Heintz , J. M. Hogan ⁸², T. Kwon , G. Landsberg , K. T. Lau , D. Li , M. Lukasik, J. Luo , M. Narain , N. Pervan , S. Sagir ⁸³, F. Simpson , E. Usai , W. Y. Wong, X. Yan , D. Yu , W. Zhang

University of California, Davis, Davis, CA, USA

J. Bonilla , C. Brainerd , R. Breedon , M. Calderon De La Barca Sanchez , M. Chertok , J. Conway , P. T. Cox , R. Erbacher , G. Haza , F. Jensen , O. Kukral , R. Lander, M. Mulhearn , D. Pellett , B. Regnery , D. Taylor , Y. Yao , F. Zhang 











University of California, Los Angeles, CA, USA

M. Bachtis , R. Cousins , A. Datta , D. Hamilton , J. Hauser , M. Ignatenko , M. A. Iqbal , T. Lam ,
W. A. Nash , S. Regnard , D. Saltzberg , B. Stone , V. Valuev 












University of California, Riverside, Riverside, CA, USA

Y. Chen, R. Clare , J. W. Gary , M. Gordon, G. Hanson , G. Karapostoli , O. R. Long , N. Manganeli , W. Si ,
S. Wimpenny , Y. Zhang










University of California, San Diego, La Jolla, CA, USA

J. G. Branson , P. Chang , S. Cittolin , S. Cooperstein , D. Diaz , J. Duarte , R. Gerosa , L. Giannini ,
J. Guiang , R. Kansal , V. Krutelyov , R. Lee , J. Letts , M. Masciovecchio , F. Mokhtar , M. Pieri ,
B. V. Sathia Narayanan , V. Sharma , M. Tadel , F. Würthwein , Y. Xiang , A. Yagil

Department of Physics, University of California, Santa Barbara, Santa Barbara, CA, USA

N. Amin, C. Campagnari , M. Citron , G. Collura , A. Dorsett , V. Dutta , J. Incandela , M. Kilpatrick ,
J. Kim , B. Marsh, H. Mei , M. Oshiro , M. Quinnan , J. Richman , U. Sarica , F. Setti , J. Shephlock ,
P. Siddireddy, D. Stuart , S. Wang 








California Institute of Technology, Pasadena, CA, USA

A. Bornheim , O. Cerri, I. Dutta , J. M. Lawhorn , N. Lu , J. Mao , H. B. Newman , T. Q. Nguyen ,
M. Spiropulu , J. R. Vlimant , C. Wang , S. Xie , Z. Zhang , R. Y. Zhu

Carnegie Mellon University, Pittsburgh, PA, USA

J. Alison , S. An , M. B. Andrews , P. Bryant , T. Ferguson , A. Harilal , C. Liu , T. Mudholkar ,
M. Paulini , A. Sanchez , W. Terrill











University of Colorado Boulder, Boulder, CO, USA

J. P. Cumalat , W. T. Ford , A. Hassani , G. Karathanasis , E. MacDonald, R. Patel, A. Perloff , C. Savard ,
N. Schonbeck , K. Stenson , K. A. Ulmer , S. R. Wagner , N. Zipper








Cornell University, Ithaca, NY, USA

J. Alexander , S. Bright-Thonney , X. Chen , Y. Cheng , D. J. Cranshaw , X. Fan , S. Hogan , J. Monroy ,
J. R. Patterson , D. Quach , J. Reichert , M. Reid , A. Ryd , W. Sun , J. Thom , P. Wittich , R. Zou

Fermi National Accelerator Laboratory, Batavia, IL, USA

M. Albrow , M. Alyari , G. Apollinari , A. Apresyan , A. Apyan , L. A. T. Bauerdick , D. Berry ,
J. Berryhill , P. C. Bhat , K. Burkett , J. N. Butler , A. Canepa , G. B. Cerati , H. W. K. Cheung ,
F. Chlebana , K. F. Di Petrillo , J. Dickinson , V. D. Elvira , Y. Feng , J. Freeman , A. Gandrakota , Z. Gece ,
L. Gray , D. Green, S. Grünendahl , O. Gutsche , R. M. Harris , R. Heller , T. C. Herwig , J. Hirschauer ,
B. Jayatilaka , S. Jindariani , M. Johnson , U. Joshi , T. Klijnsma , B. Klima , K. H. M. Kwok , S. Lammel ,
D. Lincoln , R. Lipton , T. Liu , C. Madrid , K. Maeshima , C. Mantilla , D. Mason , P. McBride ,
P. Merkel , S. Mrenna , S. Nahn , J. Ngadiuba , V. Papadimitriou , N. Pastika , K. Pedro , C. Pena ⁸⁴,
F. Ravera , A. Reinsvold Hall ⁸⁵, L. Ristori , E. Sexton-Kennedy , N. Smith , A. Soha , L. Spiegel , J. Strait ,
L. Taylor , S. Tkaczyk , N. V. Tran , L. Uplegger , E. W. Vaandering , H. A. Weber

University of Florida, Gainesville, FL, USA

P. Avery , D. Bourilkov , L. Cadamuro , V. Cherepanov , R. D. Field, D. Guerrero , M. Kim, E. Koenig ,
J. Konigsberg , A. Korytov , K. H. Lo, K. Matchev , N. Menendez , G. Mitselmakher ,
A. Muthirakalayil Madhu , N. Rawal , D. Rosenzweig , S. Rosenzweig , K. Shi , J. Wang , Z. Wu ,
E. Yigitbasi , X. Zuo


















Florida State University, Tallahassee, FL, USA

T. Adams , A. Askew , R. Habibullah , V. Hagopian , K. F. Johnson, R. Khurana, T. Kolberg , G. Martinez,
H. Prosper , C. Schiber, O. Viazlo , R. Yohay , J. Zhang












Florida Institute of Technology, Melbourne, FL, USA

M. M. Baarmand , S. Butalla , T. Elkafrawy ¹⁴, M. Hohlmann , R. Kumar Verma , D. Noonan , M. Rahmani,
F. Yumiceva 

University of Illinois at Chicago (UIC), Chicago, IL, USA

M. R. Adams , H. Becerril Gonzalez , R. Cavanaugh , S. Dittmer , O. Evdokimov , C. E. Gerber ,
D. J. Hofman , A. H. Merrit , C. Mills , G. Oh , T. Roy , S. Rudrabhatla , M. B. Tonjes , N. Varelas ,
J. Viinikainen , X. Wang , Z. Ye 



























The University of Iowa, Iowa City, IA, USA

M. Alhusseini , K. Dilsiz ⁸⁶, L. Emediato , R. P. Gandrajula , O. K. Köseyan , J.-P. Merlo, A. Mestvirishvili ⁸⁷,
J. Nachtman , H. Ogul ⁸⁸, Y. Onel , A. Penzo , C. Snyder, E. Tiras ⁸⁹


Johns Hopkins University, Baltimore, MD, USA

O. Amram , B. Blumenfeld , L. Corcodilos , J. Davis , A. V. Gritsan , S. Kyriacou , P. Maksimovic ,
J. Roskes , M. Swartz , T. Á. Vámi 

The University of Kansas, Lawrence, KS, USA

A. Abreu , J. Anguiano , C. Baldenegro Barrera , P. Baringer , A. Bean , Z. Flowers , T. Isidori , S. Khalil ,
J. King , G. Krintiras , A. Kropivnitskaya , M. Lazarovits , C. Le Mahieu , C. Lindsey, J. Marquez ,
N. Minafra , M. Murray , M. Nickel , C. Rogan , C. Royon , R. Salvatico , S. Sanders , E. Schmitz ,
C. Smith , Q. Wang , Z. Warner, J. Williams , G. Wilson 

Kansas State University, Manhattan, KS, USA

S. Duric, A. Ivanov , K. Kaadze , D. Kim, Y. Maravin , T. Mitchell, A. Modak, K. Nam























Lawrence Livermore National Laboratory, Livermore, CA, USA

F. Rebasoo , D. Wright 

University of Maryland, College Park, MD, USA

E. Adams , A. Baden , O. Baron, A. Belloni , S. C. Eno , N. J. Hadley , S. Jabeen , R. G. Kellogg , T. Koeth ,
Y. Lai , S. Lascio , A. C. Mignerey , S. Nabili , C. Palmer , M. Seidel , A. Skuja , L. Wang , K. Wong 















Massachusetts Institute of Technology, Cambridge, MA, USA

D. Abercrombie, G. Andreassi, R. Bi, W. Busza , I. A. Cali , Y. Chen , M. D'Alfonso , J. Eysermans , C. Freer ,
G. Gomez-Ceballos , M. Goncharov, P. Harris, M. Hu , M. Klute , D. Kovalskyi , J. Krupa , Y.-J. Lee ,
K. Long , C. Mironov , C. Paus , D. Rankin , C. Roland , G. Roland , Z. Shi , G. S. F. Stephans , J. Wang,
Z. Wang , B. Wyslouch 


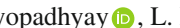








University of Minnesota, Minneapolis, MN, USA

R. M. Chatterjee, A. Evans , J. Hiltbrand , Sh. Jain , B. M. Joshi , M. Krohn , Y. Kubota , J. Mans ,
M. Revering , R. Rusack , R. Saradhy , N. Schroeder , N. Strobbe , M. A. Wadud 





















University of Nebraska-Lincoln, Lincoln, NE, USA

K. Bloom , M. Bryson, S. Chauhan , D. R. Claes , C. Fangmeier , L. Finco , F. Golf , C. Joo ,
I. Kravchenko , I. Reed , J. E. Siado , G. R. Snow[†], W. Tabb , A. Wightman , F. Yan , A. G. Zecchinelli 

State University of New York at Buffalo, Buffalo, NY, USA

G. Agarwal , H. Bandyopadhyay , L. Hay , I. Iashvili , A. Kharchilava , C. McLean , D. Nguyen ,
J. Pekkanen , S. Rappoccio , A. Williams 

Northeastern University, Boston, MA, USA

G. Alverson , E. Barberis , Y. Haddad , Y. Han , A. Hortiangtham , A. Krishna , J. Li , J. Lidrych ,
G. Madigan , B. Marzocchi , D. M. Morse , V. Nguyen , T. Orimoto , A. Parker , L. Skinnari ,
A. Tishelman-Charny , T. Wamorkar , B. Wang , A. Wisecarver , D. Wood 

Northwestern University, Evanston, IL, USA



S. Bhattacharya , J. Bueghly, Z. Chen , A. Gilbert , T. Gunter , K. A. Hahn , Y. Liu , N. Odell ,
M. H. Schmitt , M. Velasco

University of Notre Dame, Notre Dame, IN, USA




















R. Band , R. Bucci, M. Cremonesi, A. Das , N. Dev , R. Goldouzian , M. Hildreth , K. Hurtado Anampa ,
C. Jessop , K. Lannon , J. Lawrence , N. Loukas , L. Lutton , J. Mariano, N. Marinelli, I. Mcalister,

T. McCauley , C. Mcgrady , K. Mohrman , C. Moore , Y. Musienko ¹³, R. Ruchti , A. Townsend ,
M. Wayne , M. Zarucki , L. Zygala 

The Ohio State University, Columbus, OH, USA

B. Bylsma, L. S. Durkin , B. Francis , C. Hill , M. Nunez Ornelas , K. Wei, B. L. Winer , B. R. Yates 




















Princeton University, Princeton, NJ, USA

F. M. Addesa , B. Bonham , P. Das , G. Dezoort , P. Elmer , A. Frankenthal , B. Greenberg , N. Haubrich ,
S. Higginbotham , A. Kalogeropoulos , G. Kopp , S. Kwan , D. Lange , D. Marlow , K. Mei , I. Ojalvo ,
J. Olsen , D. Stickland , C. Tully 


University of Puerto Rico, Mayaguez, PR, USA

S. Malik , S. Norberg















Purdue University, West Lafayette, IN, USA

A. S. Bakshi , V. E. Barnes , R. Chawla , S. Das , L. Gutay, M. Jones , A. W. Jung , D. Kondratyev ,
A. M. Koshy, M. Liu , G. Negro , N. Neumeister , G. Paspalaki , S. Piperov , A. Purohit , J. F. Schulte ,
M. Stojanovic , J. Thieman , F. Wang , R. Xiao , W. Xie 












Purdue University Northwest, Hammond, IN, USA

J. Dolen , N. Parashar 


Rice University, Houston, TX, USA

D. Acosta , A. Baty , T. Carnahan , M. Decaro, S. Dildick , K. M. Ecklund , S. Freed, P. Gardner,
F. J. M. Geurts , A. Kumar , W. Li , B. P. Padley , R. Redjimi, J. Rotter , W. Shi , A. G. Stahl Leiton ,
S. Yang , L. Zhang⁹⁰, Y. Zhang 















University of Rochester, Rochester, NY, USA

A. Bodek , P. de Barbaro , R. Demina , J. L. Dulemba , C. Fallon, T. Ferbel , M. Galanti, A. Garcia-Bellido ,
O. Hindrichs , A. Khukhunaishvili , E. Ranken , R. Taus , G. P. Van Onsem 

The Rockefeller University, New York, NY, USA

K. Goulianos 

Rutgers, The State University of New Jersey, Piscataway, NJ, USA

B. Chiarito, J. P. Chou , Y. Gershtein , E. Halkiadakis , A. Hart , M. Heindl , O. Karacheban ²⁴, I. Laflotte ,
A. Lath , R. Montalvo, K. Nash, M. Osherson , S. Salur , S. Schnetzer, S. Somalwar , R. Stone , S. A. Thayil ,
S. Thomas, H. Wang 










University of Tennessee, Knoxville, TN, USA

H. Acharya, A. G. Delannoy , S. Fiorendi , T. Holmes , S. Spanier 

Texas A&M University, College Station, TX, USA

O. Bouhali ⁹¹, M. Dalchenko , A. Delgado , R. Eusebi , J. Gilmore , T. Huang , T. Kamon ⁹², H. Kim ,
S. Luo , S. Malhotra, R. Mueller , D. Overton , D. Rathjens , A. Safonov 

Texas Tech University, Lubbock, TX, USA

N. Akchurin , J. Damgov , V. Hegde , K. Lamichhane , S. W. Lee , T. Mengke, S. Muthumuni , T. Peltola ,
I. Volobouev , Z. Wang, A. Whitbeck 


Vanderbilt University, Nashville, TN, USA

E. Appelt , S. Greene, A. Gurrola , W. Johns , A. Melo , K. Padeken , F. Romeo , P. Sheldon , S. Tuo ,
J. Velkovska 


University of Virginia, Charlottesville, VA, USA

M. W. Arenton , B. Cardwell , B. Cox , G. Cummings , J. Hakala , R. Hirosky , M. Joyce , A. Ledovskoy ,
A. Li , C. Neu , C. E. Perez Lara , B. Tannenwald , S. White 

Wayne State University, Detroit, MI, USA

N. Poudyal 

University of Wisconsin-Madison, Madison, WI, USA

S. Banerjee , K. Black , T. Bose , S. Dasu , I. De Bruyn , P. Everaerts , C. Galloni, H. He , M. Herndon , A. Herve , U. Hussain, A. Lanaro, A. Loeliger , R. Loveless , J. Madhusudanan Sreekala , A. Mallampalli , A. Mohammadi , D. Pinna, A. Savin, V. Shang , V. Sharma , W. H. Smith , D. Teague, S. Trembath-Reichert, W. Vetens 

Authors affiliated with an institute or an international laboratory covered by a cooperation agreement with CERN, Geneva, Switzerland

S. Afanasiev , V. Andreev , Yu. Andreev , T. Aushev , M. Azarkin , A. Babaev , A. Belyaev , V. Blinov⁹³, E. Boos , V. Borshch , D. Budkouski , O. Bychkova, V. Chekhovsky, R. Chistov ⁹³, M. Danilov ⁹³, A. Dermenev , T. Dimova ⁹³, I. Dremin , M. Dubinin ⁸⁴, L. Dudko , V. Epshteyn , G. Gavrilo , V. Gavrilo , S. Gninenko , V. Golovtsov , N. Golubev , I. Golutvin , I. Gorbunov , A. Gribushin , V. Ivanchenko , Y. Ivanov , V. Kachanov , L. Kardapoltsev ⁹³, V. Karjavine , A. Karneyeu , V. Kim ⁹³, M. Kirakosyan, D. Kirpichnikov , M. Kirsanov , V. Klyukhin , O. Kodolova ⁹⁴, D. Konstantinov , V. Korenkov , A. Kozyrev ⁹³, N. Krasnikov , E. Kuznetsova ⁹⁵, A. Lanev , A. Litomin, O. Lukina , N. Lychkovskaya, V. Makarenko , A. Malakhov , V. Matveev ⁹³, V. Murzin , A. Nikitenko ⁹⁶, S. Obraztsov , V. Okhotnikov , V. Oreshkin , A. Oskin, I. Ovtin ⁹³, V. Palichik , P. Parygin , A. Pashenkov, V. Perelygin , S. Petrushanko , G. Pivovarov , S. Polikarpov ⁹³, V. Popov, O. Radchenko ⁹³, M. Savina , V. Savrin , V. Shalaev , S. Shmatov , S. Shulha , Y. Skovpen ⁹³, S. Slabospitskii , I. Smirnov, V. Smirnov , A. Snigirev , D. Sosnov , A. Stepanov , V. Sulimov , E. Tcherniaev , A. Terkulov , O. Teryaev , M. Toms , A. Toropin , L. Uvarov , A. Uzunian , E. Vlasov , S. Volkov, A. Vorobyev, N. Voytishin , B. S. Yuldashev⁹⁷, A. Zarubin , I. Zhizhin , A. Zhokin 

† Deceased

- 1: Also at Yerevan State University, Yerevan, Armenia
- 2: Also at TU Wien, Vienna, Austria
- 3: Also at Institute of Basic and Applied Sciences, Faculty of Engineering, Arab Academy for Science, Technology and Maritime Transport, Alexandria, Egypt
- 4: Also at Université Libre de Bruxelles, Bruxelles, Belgium
- 5: Also at Universidade Estadual de Campinas, Campinas, Brazil
- 6: Also at Federal University of Rio Grande do Sul, Porto Alegre, Brazil
- 7: Also at UFMS, Nova Andradina, Brazil
- 8: Also at The University of the State of Amazonas, Manaus, Brazil
- 9: Also at University of Chinese Academy of Sciences, Beijing, China
- 10: Also at Nanjing Normal University Department of Physics, Nanjing, China
- 11: Now at The University of Iowa, Iowa City, IA, USA
- 12: Also at University of Chinese Academy of Sciences, Beijing, China
- 13: Also at an institute or an international laboratory covered by a cooperation agreement with CERN, Geneva, Switzerland
- 14: Also at Ain Shams University, Cairo, Egypt
- 15: Now at British University in Egypt, Cairo, Egypt
- 16: Also at Purdue University, West Lafayette, IN, USA
- 17: Also at Université de Haute Alsace, Mulhouse, France
- 18: Also at Ilia State University, Tbilisi, Georgia
- 19: Also at Erzincan Binali Yildirim University, Erzincan, Turkey
- 20: Also at CERN, European Organization for Nuclear Research, Geneva, Switzerland
- 21: Also at University of Hamburg, Hamburg, Germany
- 22: Also at RWTH Aachen University, III. Physikalisches Institut A, Aachen, Germany
- 23: Also at Isfahan University of Technology, Isfahan, Iran
- 24: Also at Brandenburg University of Technology, Cottbus, Germany
- 25: Also at Forschungszentrum Jülich, Juelich, Germany
- 26: Also at Physics Department, Faculty of Science, Assiut University, Assiut, Egypt
- 27: Also at Karoly Robert Campus, MATE Institute of Technology, Gyongyos, Hungary
- 28: Also at Institute of Physics, University of Debrecen, Debrecen, Hungary
- 29: Also at Institute of Nuclear Research ATOMKI, Debrecen, Hungary

- 30: Now at Universitatea Babeş-Bolyai-Facultatea de Fizica, Cluj-Napoca, Romania
- 31: Also at MTA-ELTE Lendület CMS Particle and Nuclear Physics Group, Eötvös Loránd University, Budapest, Hungary
- 32: Also at Faculty of Informatics, University of Debrecen, Debrecen, Hungary
- 33: Also at Wigner Research Centre for Physics, Budapest, Hungary
- 34: Also at Punjab Agricultural University, Ludhiana, India
- 35: Also at UPES-University of Petroleum and Energy Studies, Dehradun, India
- 36: Also at Shoolini University, Solan, India
- 37: Also at University of Hyderabad, Hyderabad, India
- 38: Also at University of Visva-Bharati, Santiniketan, India
- 39: Also at Indian Institute of Science (IISc), Bangalore, India
- 40: Also at Indian Institute of Technology (IIT), Mumbai, India
- 41: Also at IIT Bhubaneswar, Bhubaneswar, India
- 42: Also at Institute of Physics, Bhubaneswar, India
- 43: Also at Deutsches Elektronen-Synchrotron, Hamburg, Germany
- 44: Now at Department of Physics, Isfahan University of Technology, Isfahan, Iran
- 45: Also at Sharif University of Technology, Tehran, Iran
- 46: Also at Department of Physics, University of Science and Technology of Mazandaran, Behshahr, Iran
- 47: Also at Italian National Agency for New Technologies, Energy and Sustainable Economic Development, Bologna, Italy
- 48: Also at Centro Siciliano di Fisica Nucleare e di Struttura Della Materia, Catania, Italy
- 49: Also at Scuola Superiore Meridionale, Università di Napoli 'Federico II', Naples, Italy
- 50: Also at Università di Napoli 'Federico II', Naples, Italy
- 51: Also at Consiglio Nazionale delle Ricerche-Istituto Officina dei Materiali, Perugia, Italy
- 52: Also at Department of Applied Physics, Faculty of Science and Technology, Universiti Kebangsaan Malaysia, Bangi, Malaysia
- 53: Also at Consejo Nacional de Ciencia y Tecnología, Mexico City, Mexico
- 54: Also at IRFU, CEA, Université Paris-Saclay, Gif-sur-Yvette, France
- 55: Also at Faculty of Physics, University of Belgrade, Belgrade, Serbia
- 56: Also at Trincomalee Campus, Eastern University, Sri Lanka, Nilaveli, Sri Lanka
- 57: Also at INFN Sezione di Pavia, Università di Pavia, Pavia, Italy
- 58: Also at National and Kapodistrian University of Athens, Athens, Greece
- 59: Also at Ecole Polytechnique Fédérale Lausanne, Lausanne, Switzerland
- 60: Also at Universität Zürich, Zurich, Switzerland
- 61: Also at Stefan Meyer Institute for Subatomic Physics, Vienna, Austria
- 62: Also at Laboratoire d'Annecy-le-Vieux de Physique des Particules, IN2P3-CNRS, Annecy-le-Vieux, France
- 63: Also at Şırnak University, Şırnak, Turkey
- 64: Also at Near East University, Research Center of Experimental Health Science, Mersin, Turkey
- 65: Also at Konya Technical University, Konya, Turkey
- 66: Also at Izmir Bakircay University, Izmir, Turkey
- 67: Also at Adiyaman University, Adiyaman, Turkey
- 68: Also at Necmettin Erbakan University, Konya, Turkey
- 69: Also at Bozok Üniversitesi Rektörlüğü, Yozgat, Turkey
- 70: Also at Marmara University, Istanbul, Turkey
- 71: Also at Milli Savunma University, Istanbul, Turkey
- 72: Also at Kafkas University, Kars, Turkey
- 73: Also at Istanbul Bilgi University, Istanbul, Turkey
- 74: Also at Hacettepe University, Ankara, Turkey
- 75: Also at Faculty of Engineering, Istanbul University-Cerrahpasa, Istanbul, Turkey
- 76: Also at Yıldız Technical University, Istanbul, Turkey
- 77: Also at Vrije Universiteit Brussel, Brussel, Belgium
- 78: Also at School of Physics and Astronomy, University of Southampton, Southampton, UK
- 79: Also at IPPP Durham University, Durham, UK
- 80: Also at Monash University, Faculty of Science, Clayton, Australia
- 81: Also at Università di Torino, Turin, Italy

- 82: Also at Bethel University, St. Paul, MN, USA
- 83: Also at Karamanoğlu Mehmetbey University, Karaman, Turkey
- 84: Also at California Institute of Technology, Pasadena, CA, USA
- 85: Also at United States Naval Academy, Annapolis, MD, USA
- 86: Also at Bingol University, Bingol, Turkey
- 87: Also at Georgian Technical University, Tbilisi, Georgia
- 88: Also at Sinop University, Sinop, Turkey
- 89: Also at Erciyes University, Kayseri, Turkey
- 90: Also at Institute of Modern Physics and Key Laboratory of Nuclear Physics and Ion-beam Application (MOE)-Fudan University, Shanghai, China
- 91: Also at Texas A&M University at Qatar, Doha, Qatar
- 92: Also at Kyungpook National University, Daegu, Korea
- 93: Also at another institute or international laboratory covered by a cooperation agreement with CERN, Geneva, Switzerland
- 94: Also at Yerevan Physics Institute, Yerevan, Armenia
- 95: Also at University of Florida, Gainesville, FL, USA
- 96: Also at Imperial College, London, UK
- 97: Also at Institute of Nuclear Physics of the Uzbekistan Academy of Sciences, Tashkent, Uzbekistan