

Recent advances in EAST physics experiments in support of steady-state operation for ITER and CFETR

B. N. Wan¹, Y. Liang^{1,2}, X. Z. Gong¹, N. Xiang¹, G. S. Xu¹, Y. Sun¹, L. Wang¹, J. P. Qian¹, H. Q. Liu¹, L. Zeng¹, L. Zhang¹, X. J. Zhang¹, B. J. Ding¹, Q. Zang¹, B. Lyu¹, A.M. GAROFALO³, A. EKEDAHL⁴, M. H. Li¹, F. Ding¹, S. Y. Ding¹, H. F. Du¹, D.F. Kong¹, Y. Yu¹, Y. Yang¹, Z.P. Luo¹, J. Huang¹, T. Zhang¹, Y. Zhang¹, G. Q. Li¹, T. Y. Xia¹, the EAST team** and Collaborators**

¹ Institute of Plasma Physics, Chinese Academy of Sciences, Hefei 230031, China

² Forschungszentrum Jülich GmbH, Institute of Energy and Climate Research -Plasma Physics (IEK-4), Association EURATOM-FZJ, 52425 Jülich, Germany

³ General Atomics San Diego, California, USA

⁴ CEA, IRFM Saint-Paul-lez-Durance, France

Contact Email: Y. Liang@ipp.cas.cn

**See Appendix

Abstract

Since the last IAEA-FEC in 2016, the EAST physics experiments have been developed further in support of high-performance steady-state operation for ITER and CFETR. First demonstration of >100 seconds time scale long-pulse steady-state scenario with a good plasma performance ($H_{98(y2)} \sim 1.1$) and a good control of impurity and heat exhaust with the upper tungsten divertor has been achieved on EAST using the pure radio frequency (RF) power heating and current drive. The EAST operational domain has been significantly extended towards more ITER and CFETR related high beta steady-state regime ($\beta_P \sim 2.5$ & $\beta_N \sim 1.9$ of using RF & NB and $\beta_P \sim 1.9$ & $\beta_N \sim 1.5$ of using pure RF). A large bootstrap current fraction up to 47% has been achieved with $q_{95} \sim 6.0-7.0$. The interaction effect between the electron cyclotron resonant heating (ECRH) and two lower hybrid wave (LHW) systems has been investigated systematically, and applied for the improvement of current drive efficiency and plasma confinement quality in the steady-state scenario development on EAST. Full ELM suppression using the $n=2$ RMPs has been achieved in ITER-like standard type-I ELMy H-mode plasmas with a range of the edge safety factor of $q_{95} \approx 3.2-3.7$ on EAST. Reduction of the peak heat flux on the divertor was demonstrated using the active radiation feedback control. An increase in the total heating power and improvement of the

plasma confinement are expected using a 0-D model prediction for higher bootstrap fraction. Towards long-pulse, high bootstrap current fraction operation, a new lower ITER-like tungsten divertor with active water-cooling will be installed, together with further increase and improvement of heating and current drive capability.

1. Introduction

As a long-term research programme of superconducting tokamaks[1][2][3][4], EAST(major radius $R \leq 1.9\text{m}$, minor radius $a \leq 0.45\text{m}$, plasma current $I_p \leq 1\text{MA}$, toroidal $B_T \leq 3.5\text{T}$) aims to provide a suitable platform to address physics and technology issues relevant to steady-state advanced high-performance H-mode plasmas with ITER-like configuration, plasma control and heating schemes [5]. To reach this goal, EAST has equipped the continuous wave of lower hybrid current drive systems: 2.45GHz (4MW)/4.6GHz (6MW) klystron power, electron cyclotron heating system:140GHz (2MW) gyrotron power, ion cyclotron resonant frequency system: 27MHz-80MHz(12MW) generator power and the balanced neutral beam injection (NBI) systems: the 2 co-current & 2 counter-current NBI sources (80keV/4 MW). In the past few years, EAST has been upgraded with an ITER-like active water-cooling tungsten divertor, and it is capable to handle a power load up to 10 MW/m^2 for a long-pulse steady-state operation with high power injection. Therefore, the experience and understanding in high-performance long-pulse operation on EAST will be extremely valuable for the next generation fusion reactors, i.e. ITER and CFETR.

In this paper, recent EAST experimental results since the 26th IAEA Fusion Energy Conference (FEC) in 2016 are presented with the emphasis on the high normalized poloidal beta (β_p) scenario development and key physics related to the advanced high-performance steady-state H-mode plasmas. The recent achievements of long pulse-operation and extension of the EAST operational regime are discussed in section 2. The physics progress in support of ITER and CFETR steady-state high performance operation is presented in section 3. A discussion of the future prospect of high bootstrap current fraction on EAST is shown in section 4. A future plan of the EAST program is described in section 5.

2. Extension of steady-state operational regime with dominant RF H&CD

Demonstration of high performance steady-state H-mode operation with a reactor-like metal wall, a low momentum input, and electron dominated heating scheme is a critical step on the path towards the success of economical fusion energy. In the EAST superconducting tokamak, several key technical challenges related to the development of high performance steady-state H-mode operation including RF power coupling, RF heating accessibility, non-inductive current drive in high-density H-mode plasmas with deuterium as the working gas, have been investigated. A series of important breakthrough in frontier physical topics including access and sustainment of H-mode plasmas and mitigation of transient heat load associated with Edge-Localized-Modes (ELMs) are addressed [6–9].

A repeatable and stable hundred-second time scale long-pulse steady-state scenario with a good plasma performance ($H_{98(y2)} \sim 1.1$) and a good control of impurity and heat exhaust with the tungsten divertor has been successfully achieved on EAST using the RF power heating and current drive (H&CD) with a total of ~ 0.5 MW LHW at 2.45 GHz, ~ 1.7 MW LHW at 4.6 GHz, ~ 0.4 MW ECH and ~ 0.5 MW ICRF [10]. This steady-state scenario as shown in [fig.1](#) was characterized with fully non-inductive current drive and high-frequency small-amplitude edge localized modes (ELMs), and it verified the stable control capability of heat and particle exhausts using the ITER-like tungsten divertor in hundred-second level. Plasma parameters are as follows: plasma current $I_p = 0.4$ MA, normalized poloidal beta (β_p) ~ 1.2 toroidal magnetic field $B_T = 2.5$ T, upper single null with the elongation $k = 1.6$, the safety factor at the 95% normalized poloidal flux surface $q_{95} \sim 6.6$. This long-pulse discharge reaches wall thermal and particle equilibration[11], with the steady-state peak heat flux on the divertor plates being maintained at ~ 3.3 MWm⁻² and the particle exhaust rate being maintained at $\sim 6.6 \times 10^{20}$ D/s. It should be noted that a gradual increase of loop voltage after 90s causes by the ECRH protection of the cut-off, which suggests that ECH has the effect on the avoidance

of impurity accumulation. The maximum tungsten surface temperature monitored by the IR camera shows that the temperature raises quickly in several seconds and reaches a stable value, $\sim 500^{\circ}\text{C}$, which suggests the EAST tungsten divertor with a good power handling capability.

To achieve a high RF input power with good plasma-wave coupling efficiency, optimization of the plasma shape and the local gas puffing in front of the lower hybrid wave (LHW) antenna has been performed on EAST. It is found that the LHW-induced hot spots on the protection limiter of the LHW antenna, which limits very often the maximal LHW injection power and the duration of a long-pulse operation, can be avoided or mitigated by adjusting the plasma outer gap. Both the LHW accessibility and the current drive efficiency are sensitive to the global operational parameters, such as the toroidal magnetic field B_T and the line-averaged electron density $\langle n_e \rangle$. An optimized operational window for higher current drive efficiency of LHW has been identified in support of the high performance steady-state scenario development on EAST. The on-axis ECRH was applied for electron heating and the avoidance of high-Z impurity accumulation. A peaked electron temperature profile has been observed during the application of the on-axis ECRH, and the electron thermal diffusivity calculated by the power balance analysis indicates the improved confinement at the plasma core as shown in figure 2.

More recently, experimental explorations of high β_p scenario for the demonstration of high bootstrap current fraction long-pulse H-mode operation capability on EAST are performed with the installation of the new LHW guide limiter to avoid hot spot issue and the use of the second ECRH system. A summary plot of β_p versus line-averaged density ($\langle n_e \rangle$) is shown in [figure 3](#) for both pure RF and the combined RF and neutral beam injection (NBI) discharges. Significant extension of the operational domain of β_p and electron density towards the high

performance regime is achieved with a range of q_{95} from 6.0 to 7.0. Two typical plasma waveforms of the EAST high β_p scenario are shown in [figure 4](#). The H-mode plasma with plasma current $I_p = 0.4\text{MA}$, toroidal field $B_T = 2.5\text{T}$, edge safety factor $q_{95} \sim 6.8$, is successfully sustained with a high beta ($\beta_p \sim 1.9$, normalized beta $\beta_N \sim 1.5$) at the high density regime ($\langle n_e \rangle / n_{\text{GW}} \sim 0.80$) for 24s (~ 40 times current relaxation time) ([figure 4 left](#)), where n_{GW} is the Greenwald density limit. A total of $\sim 4\text{MW}$ RF power was applied for H&CD. A very low loop voltage of $\sim 0.005\text{V}$ was obtained. No sawtooth actives were observed during the whole discharge which is consistent with the measured q profile ($q_{\text{min}} > 1.0$), where the minimum q , q_{min} , is above 1. Here, the q profile was measured by using the external magnetic measurements and the POLarimeter-INTerferometer (POINT) constraints [12]. Transport analysis shows that a high bootstrap current fraction f_{bs} of $\sim 45\%$ has been achieved, and it can be stably maintained in the EAST high β_p scenario.

On EAST, a higher plasma beta ($\beta_p \sim 2.5$ and $\beta_N \sim 1.9$) for a period of 8s has been also achieved when both co- and ctr- I_p NBI were applied. The experiments have been carried out with the conventional 10s setting since the EAST NBI cannot sustain long-pulse operation at a high beam voltage ($V_{\text{beam}} > 60\text{kV}$). It should be stressed here that high density ($\langle n_e \rangle = 4.0\text{-}5.0 \times 10^{19}/\text{m}^3$) was routinely used for those discharges using NBI to avoid strong shine-through loss [13].

In addition to the exploration of the high β_p scenarios, extensive experiments of high β_N scenario development have been carried out on EAST. [Figure 5](#) shows an example of the high β_N plasma discharge ($I_p = 400\text{-}500\text{ kA}$, $B_T = 1.5\text{-}1.6\text{ T}$, $q_{95} = 3.4\text{ - }4.4$) with the ITER-like tungsten divertor. In this high β_N experiment, the plasma density increases up to $5.5 \times 10^{19}\text{ m}^{-3}$ (Greenwald factor up to 0.75), and a high β_N of 2.1 has been obtained with a good plasma confinement ($H_{98(y2)} = 1.1$). The operation domain of this scenario is shown in [figure 6](#). The

value of β_N reaches above $3 \times l_i$, where l_i is the internal inductance calculated from the equilibrium analysis. By comparing the EAST results with the advanced inductive scenario database [14] from DIII-D, JT-60U, JET and ASDEX-U, the EAST high β_N scenario is still in the heating power limited regime, rather than the MHD limited regime as indicated by the $4 \times l_i$ line. This is supported by the fact that no clear NTM has been observed in this scenario.

In these high β_N scenario H-mode plasmas, the internal transport barrier (ITB) has been often observed after step-up of the NBI power as shown in [figure 7](#). It is rather important to note that the ITB can be obtained on EAST with various different types of plasma current profiles, including monotonic, central flat ($q(0) \sim 1$) and reversed shear current profiles [15]. The MHD instabilities associated with these different types of current profiles have been studied. It is found that the fishbone mode ($m/n = 1/1$) can be beneficial to sustain the central flat ($q(0) \sim 1$) q profile, thus a stable ITB can be obtained. The reverse-sheared Alfvén eigenmodes (RSAEs) have been observed in the reverse sheared plasma with a transient ITB formation. Recently, all these three ITB operational regimes have been further extended in the EAST 2018 campaign. The role of the plasma current profile on the formation of the ITB will be further investigated. In particular, the non-inductive current fraction in the central flat ($q(0) \sim 1$) q profile plasma is larger than 40%. Further investigation of this operation regime might be important for the development of the hybrid scenario for ITER and CFETR.

3. Progress on physics studies in support of steady-state operation for ITER and CFETR operation

Physics studies on EAST are continued to figure out the critical issues in supporting of the high performance long-pulse steady-state operation with RF heating and current drive. In this section, several new approaches on the ITER and CFETR relevant key physics issues are highlighted.

3.1 Heating and current drive

3.1.1 Effects of parametric instability

Being an effective non-inductive method with high current drive (CD) efficiency, the lower hybrid current drive (LHCD) can be also exploited as a tool for active control of plasma current profile. Parametric instability (PI) is a non-linear interaction between radio-frequency RF waves and plasma [16], which have been observed in many LH experiments such as Alcator C-Mod [17], Tore Supra[18], FTU [19] and also EAST[20]. PI is known to excite the LH waves that has a relatively high parallel refractive index (N_{\parallel}) [21], which can be Landau damped at low temperatures with low CD efficiency in the outer plasma region. In EAST, new experiments with 2.45 GHz and 4.6 GHz LH waves are performed by scanning plasma density to demonstrate the effect of PI on plasma current profile in the edge region. The spectrum measurements show that the PI behaviour observed in the 2.45 GHz case is stronger than that in the 4.6 GHz case, especially at higher density (shown in [figure 8](#)). Although the spectral broadening increases with increasing density in both cases, the increment of spectral broadening in the 2.45 GHz case is larger than that in the 4.6 GHz case at high density, documenting the stronger occurrence of the non-linear decay of the pump wave, which may be responsible for the loss of CD efficiency. Simultaneously, the plasma current density in the edge region ($r/a > 0.8$) obtained from equilibrium reconstruction using an EFIT code constrained by the measurements with the external magnetic coils and POINT diagnostic was

increased with a reduction in the source frequency or with the increase in plasma density as shown in [figure 8](#). So, it can be concluded that the plasma current profile modification by LHCD in the edge region shows well correlation with PI activities. **It is worth mentioning that the PONIT measurements mainly focus on the core plasma and the uncertainty in the edge region is difficult to estimate at present since no direct measurement is available for the reference. However, the obtained relative trend in the edge current profile constrained by magnetic measurements is reliable.** [Figure 9](#) shows a link between the degradation of CD efficiency and the PI induced spectral broadening. It indicates that the spectral broadening has a negative and significant effect on CD efficiency for both of two LHWs on EAST. **PI modeling results show that the ion-sound quasi-mode-driven PI effect cannot fully account for the loss of CD efficiency.** These novel results are significant in that they give insight for the first time into how nonlinear wave-plasma interactions such as PI may directly impact the edge current profile, the control of which is critical in order to achieve optimized modes of operation in a steady-state fusion reactor.

3.1.2 Interaction effect between ECRH and LHW

In EAST, the interaction between ECRH and LHW has been investigated. A significant performance degradation in an electron heating dominant H-mode plasma was observed after ECRH termination[22] (shown in [figure 10](#)). This performance degradation is accompanied by a slow decrease of l_i . The energy confinement enhancement factor $H_{98(y,2)}$ decreases from 1.15 to 0.78 in 2.6 s after ECRH termination, and the internal inductance drops following the stored energy with some delay. Line averaged electron density is kept as constant during this period. The stable surface loop voltage suggests that the total non-inductive current is not changed very much.

The analysis using GENRAY and CQL3D code shows that both the LHW electron heating and current drive move from plasma core to large radius after turning off ECRH (see in [figure 11](#)). It should be noted that the total LHW electron heating power and driven current are almost unchanged. In other words, with the early on-axis heating of ECRH before the plasma current plateau, LHW deposited more power near the plasma centre. Thus, the driven current also peaked in the core. So, from this point of view, heating of ECRH provides a way to control the LHW power deposition and also the total plasma current profile, which is crucial for the ITB formation in plasma.

3.2 Pedestal stability

3.2.1 Small ELM regime

A highly reproducible stationary grassy ELM regime has been achieved in the EAST superconducting tokamak with water-cooled tungsten upper divertor and molybdenum first wall, exhibiting good energy confinement (H_{98y2} up to 1.4), strong tungsten impurity exhaust capability, and compatibility with low rotation, high density (up to $\sim 1.1n_{GW}$), radiative divertor and fully non-inductive operations. [Figure 12](#) shows statistics of ELM frequency of H-mode discharges on EAST in 2016-2018 with the plasma stored energy $W_p > 120\text{kJ}$. The ELM size generally decreases with increasing ELM frequency, f_{ELM} . The grassy ELM regime has been obtained with both B_t directions. The statistics indicate that the most sensitive parameters for the grassy ELM regime access is q_{95} and β_p . The lower boundaries of the regime access for $f_{ELM} > 0.5\text{kHz}$ is $q_{95} \geq 5.3$, $\beta_p \geq 1.1$ and $n_{el}/n_{GW} \geq 0.46$. β_N is up to 2, limited by the total heating power currently available. This parameter space overlaps with that of the projected baseline scenario of CFETR. Higher q_{95} , β_p and upper triangularity δ_u appear to facilitate the access to higher ELM frequency, which is consistent with the JT-60U grassy-ELM prescription[23]. Although the access parameter space is similar to that of JT-60U in

terms of q_{95} , β_p and δ , it appears to be in different density range. The grassy ELM regime in JT-60U is accessible at low density $n_{el}/n_{GW} < 0.5$ [24], while at high density in EAST. It may be due to different wall material: metal in EAST vs. carbon in JT-60U.

In addition, access to this regime appears to be independent of the LHCD power. The LHCD can thus be excluded as a generation mechanism of the grassy ELMs. Nonlinear pedestal simulations with BOUT++ code uncovers the generation mechanism of the grassy ELMs, indicating that the characteristic radial profiles in the pedestal is the key to suppressing large ELMs. The radial profiles feature a relatively high $n_{e,sep}/n_{e,ped}$ (up to 0.6), wide pedestal, mild pedestal density gradient and low pedestal bootstrap current density. Because of the low bootstrap current density in the pedestal, the kink/peeling-dominated low- n PBMs, which usually leads to large ELMs, are stabilized when the pressure gradient just slightly decreases, thus the pedestal collapse stops, leading to small ELM.

3.2.2 Type-I ELM control

ELM suppression using resonant magnetic perturbations (RMPs) has been extended recently to low q_{95} ($\approx 3.2-3.7$) and high beta ($\beta_N \approx 1.5 - 2$) standard type-I ELMy H-mode operational window in the summer campaign in 2018 in EAST. Here the auxiliary heating power in this experiment in EAST includes 2.5MW NBI and 1MW LHCD. Limited by the available operational window in previous experiments in EAST, ELM suppression or strong mitigation was only achieved previously in EAST with $n = 1$ and 2 RMPs in a relatively high q_{95} (≥ 5) and low beta ($\beta_N \leq 1$) [25][26]. Plasma stored energy often decreases due to strong density pump out after ELM suppressed with low n RMP in previous experiments. Recently, full ELM suppression is achieved by all $n = 2 - 4$ RMPs in this new standard type-I ELMy H-mode operational window. ELM suppression with $n = 3$ and 4 shows a relative minor change

of stored energy, although strong density pumps out also occurs during this process. Ion temperature increases a lot after ELM suppression compensated the drop of energy due to density pump out. This is similar to the observations of recovery of plasma confinement after ELM suppression in DIII-D[27]. Like the observations in DIII-D[28], the ELM suppression window for $n = 3$ is quite narrow. However, a large q_{95} window for ELM suppression has been achieved by using the $n = 2$ RMP in a similar target plasma mentioned above. [Figure 13](#) shows that full ELM suppression was sustained during the ramp down of q_{95} (via ramp up of plasma current) started from different levels. This covers a q_{95} window from 3.2 to 4.2. It demonstrated an effective ELM suppression with $n = 2$ RMP in standard H mode operational window in EAST.

The maximal resonance in plasma response field modelled by linear MHD code MARS-F agrees with the optimal phasing for ELM control during the scan the phasing (the phase difference between the upper and lower coil current) [26]. Recently, a multi-modal plasma response to applied non-axisymmetric fields has been found in EAST tokamak plasmas. The signature of the multi-modal response is the magnetic polarization (ratio of radial and poloidal components) of the plasma response field measured on the low field side device mid-plane, which is reproduced by GPEC modelling.

Controlling the steady-state particle and heat flux impinging on the plasma facing components is still necessary when the transient power loads induced by ELMs have been eliminated by RMPs. This is especially true for long-pulse operation. One promising solution is to use the rotating perturbed field, which has been tested in EAST [29]. The particle flux patterns on the divertor targets change synchronously with both rotating and phasing RMP fields as predicted by the modelled magnetic footprint patterns. Experiments using mixed toroidal harmonic RMPs with a static $n = 3$ and a rotating $n = 2$ harmonics have validated

predictions that divertor heat and particle flux can be dynamically controlled while maintaining ELM suppression in both DIII-D and EAST[30].

3.2.3 Impact of the $E_r \times B$ flow shear on ballooning-driven ELM

The theoretical works predict that $E_r \times B$ shear can affect the magnitude and evolution of the cross phase of the velocity and pressure fluctuations in the peeling-ballooning-mode-driven heat flux [31]. By using the specific co-NBI and ctr-NBI systems on EAST, an alternating $E_r \times B$ flow shear discharge has been performed to study the impact of the $E_r \times B$ flow shear on ballooning-driven ELM at a fixed high collisionality ($\nu^* = 2.3$) [32]. The collisionality was kept the same by the density feedback with the super molecular beam injection (SMBI) and well matching of the injecting power of co-NBI and ctr-NBI.

The H-mode plasmas are achieved in a low-recycling regime due to extensive lithium wall coating, with the combined LHW and ICRF hydrogen minority heating, at a power of $P_{LHW,4.6GHz} = 1.5MW$, $P_{LHW,2.45GHz} = 0.5MW$. Deposition of ICRF is at the center of deuterium plasmas. After the L-H mode transition, the H-mode plasma are modulated by periodically alternating the direction of NBI, either co-NBI or ctr-NBI with $P_{co-NBI} = 0.4 MW$ and $P_{ctr-NBI} = 0.5 MW$, respectively, as shown in [figure 14](#) (c). With the alternating of the co-NBI and ctr-NBI, the velocity of the toroidal rotation in plasma centre is changed periodically from $\sim 50km/s$ (co-NBI) to $\sim -10km/s$ (ctr-NBI), as illustrated as the red-dash line in [Figure14](#) (d).

[Figure 15](#) illustrates the profiles of Doppler frequency $f_{Doppler}$ measured from the Doppler Backscatter System (DBS) on EAST, here the radial electric field E_r is proportional to $f_{Doppler}$ for $E_r = -B * u_{\perp} = -\frac{2\pi B}{k_{\perp}} f_{Doppler} \propto f_{Doppler}$ with a fixed launch angle of DBS. It can be found that the Doppler frequency $f_{Doppler}$ wells in the pedestal region show big differences upon periodically altering the direction of NBI. The well becomes more negative

at the ctr-NBI case. The maximum value of $|E_r| \sim 6.2 \text{ kV/m}$ at the bottom of E_r well. As shown in Figure 1 (d), the toroidal rotation changed from $\sim 50 \text{ km/s}$ to $\sim -10 \text{ km/s}$ after the counter neutral beam injection, which contributed the negative radial electric field in the ion force balance equation $E_r = \frac{1}{z_i e n_i} \frac{\partial P_i}{\partial r} - v_\theta B_t + v_t B_\theta$. Here, the v_t is the velocity of toroidal rotation. The ELMs are suppressed by $\sim 80\%$ at the ctr-NBI case with the maximal $|E_r|$ increased by a factor of ~ 2.7 .

The results reveal that the increased $E_r \times B$ flow shear can significantly mitigate the ELM, or even totally suppress the ELM when the shear is large enough. Our simulations with BOUT++ support the observations on EAST, and further indicates that the increased $E_r \times B$ can both reduce the linear growth rate of ballooning mode and shorten its growth time (phase coherence time, PCT). The enhanced nonlinear interactions shorten the PCT of ballooning mode, which is validated by the bispectrum study on EAST. All those studies suggest a new way to control the ELM.

3.3 Power and particle exhaust

3.3.1 High Z impurity control

It has been widely accepted that tungsten (W) will be used in ITER divertor, and it is the top candidate plasma facing material for DEMO and CFETR. On EAST, it is often observed that the long-pulse steady-state H-mode is restricted by largely increased radiated power in plasma core due to the tungsten accumulation [33]. Tungsten control is therefore a crucial issue for the EAST long-pulse H-mode operation. A dedicated experiment of high Z impurity accumulation avoidance (discharge #73886) has been performed on EAST by applying the on-axis ECRH during the H-mode phase as shown in Fig. 16. In this experiment, the power of ECRH is deposited at $\rho < 0.1$. After the ECRH is turned off at $t = 36.5 \text{ s}$, the high-Z impurity

of W build up quickly, thus a steady-state H-mode could not be sustained. A comparison of density profiles of W^{45+} measured with and without ECRH is shown in [Figure 16](#). The result indicates the W^{45+} ion is dramatically pumped out from plasma core with ECRH. The maximal density of the W^{45+} ion, n_W^{45+} , decrease from 3.5 to $1.9 \times 10^8 \text{ cm}^{-3}$, and its peak deposition moves outward from $\rho=0.13$ to 0.2 . In recent EAST long-pulse H-mode operation, the on-axis ECRH has been routinely superimposed on the LHW and ICRH sustained H-mode phase to avoid the high-Z impurity accumulation and control high-Z impurity content.

3.3.2 Radiation feedback control

Impurity seeding has been recognized as an attractive method for the steady-state heat flux control in a long-pulse high power H-mode operation, especially for superconducting tokamaks like EAST, ITER and CFETR. The seeding impurities can dissipate a large fraction of the thermal energy into radiation, and thus reduce the peak heat flux and total power incident on the divertor target plates. The active feedback control of radiation power and thus heat load towards long-pulse operation has been developed and successfully achieved in EAST using neon (Ne) impurity seeding [34]. By seeding a sequence of short neon impurity pulses with the SMBI from the outer mid-plane, the plasma radiation power can be well controlled. Reliable control of the total radiated power of the bulk plasma has been successfully achieved in long-pulse upper single null (USN) discharges with a tungsten divertor. The achieved control range of f_{rad} is 20%–30% in L-mode regimes and 18%–36% in H-mode regimes, where f_{rad} is the radiation fraction with respect to the total injected power. The temperature of the divertor target plates was maintained at a low level due to increased power during the radiative control phase. The peak particle flux on the divertor target was decreased by feedforward Ne injection in the L-mode discharges, while the Ne pulses from the SMBI had no influence on the peak particle flux because of the very small amount of injected Ne particles. [Figure 17](#) shows the control results for a serial of sequent long-pulse H-

mode discharges. During the entire duration of the feedback control phase, the temperature of the divertor target plates is maintained constant, however, it starts to increase immediately after the feedback control was turned off. At the strike point of the outer target plates, the temperature descends around 250 - 300 K during the feedback control phase, which suggests that the heat flux incident on the divertor target is well reduced. In addition, the simulations on the edge impurity transport and radiation using SOLPS code have been carried out with different seeding impurity species, and the results have been applied for optimization of the radiation feedback control in EAST [35]. In the 2018 campaign, the radiation feedback control with neon seeding from divertor region was successfully extended in the small ELM regime [36]. The neon seeding from divertor region also exhibits a great success for detachment feedback control [11].

3.3.3 Recycling and particle exhaust

Fuel recycling strongly affects plasma density and confinement performance, especially in the high power long pulse plasma operation [33,37]. In EAST, the first wall baking and alternate D₂/He glow discharge cleaning of up to ~ 1 month is employed to reduce impurity and hydrogen content in the vacuum vessel and first wall surface, and an ultimate vacuum of ~ 3.6×10⁻⁶ Pa is achieved after long time wall conditioning, which provides a good wall condition for the plasma operation. Fuel recycling is usually very high in the initial plasma operation, and it's decreased gradually along with discharges. Moreover, low-Z material of silicon and lithium coating on the first wall is effective to control fuel recycling, and lithium is proven to be more effective than silicon, and lithium coating assisted with ICRF discharge cleaning is a routine wall conditioning method to control fuel recycling in EAST [38].

In EAST 2018 campaign, helical wave plasmas (HWP) are successfully excited by the RF wave power via a helical antenna, with the following parameters: P_{rf} = 10 – 30 kW@27MHz,

helium ~ 0.27 Pa, $B_T=0.5 - 1$ T. The HWP plasmas are almost toroidally uniform, and mainly localized inside helical antenna in poloidal direction, as shown in figure 18(a). This is for the first time applying the HWP for conditioning the first wall under a strong magnetic field (~ 1 T) in tokamaks, the retained deuterium particles are obviously desorbed during the HWP discharge cleaning, with a removal rate of $\sim 10^{19}$ D-atoms/s, mainly in the form of HD via isotope exchange. Moreover, Direct-Current Glow Discharge Cleaning (DC-GDC) under strong magnetic field of 2 T is also successfully operated in EAST tokamak in 0.5 – 4.5 Pa helium atmosphere by using 1 – 4 GDC anodes with 1 – 4 A GDC current per anode, leading to a total GDC current of 1 – 24 A. The DC-GDC plasmas flow along magnetic field as shown in figure 18(b). It was considered that the GDC could not work under strong magnetic field because glow discharge current is hard to flow cross magnetic field line. However, in toroidal direction along with magnetic field line, glow discharge current could be kept between the GDC anodes and the vessel walls, this may be the main reason why the DC-GDC works stably in strong magnetic field. Both the HWP and the DC-GDC works well under strong magnetic field, providing more choices of wall conditioning in the future fusion devices with strong magnetic field.

4. Extrapolation from EAST long pulse operation to >50% bootstrap current fraction

After achieving >100 s long pulse H-mode, EAST is now proposing a new milestone, to achieve 50% bootstrap current fraction at q_{95} comparable to those of ITER and CFETR steady-state scenarios, for its next development. Unlike the more compact conventional tokamak, EAST, the superconducting tokamak, which shares its inner space with the shielding, cryo-subsystem, has relatively high aspect ratio ($R/a=1.85/0.45=4.11$). This feature makes it more difficult in pursuing high bootstrap current fraction in plasma operation due to the proportional relation between the bootstrap current fraction and the inversed aspect ratio. For example, the joint EAST/DIII-D research team developed a high confinement, high β_p

scenario on DIII-D as one of the candidate scenarios for EAST future long-pulse high performance plasma [19]. This scenario achieves $H_{98(y2)} > 1.5$ and realizes $f_{bs} \sim 80\%$ at $\beta_p \geq 3.0$. Considering the relation, $f_{bs} \sim \epsilon^{0.5} \times \beta_p$, EAST will have nearly 20% lower bootstrap current in the same confinement and beta. The same 0-D extrapolation suggests that EAST may need $\beta_p \geq 2.5$ in order to achieve $f_{bs} \sim 50\%$, which depends on collisionality as well. The fact is that in the EAST long-pulse discharges, plasma poloidal beta is only around 1.2 and the bootstrap current fraction is usually about 30% or below. There is still a large gap toward the goal of $f_{bs} \sim 50\%$ in the plasma operational space. Nevertheless, the EAST team will focus on this research and break through the scope of the operational space.

A path to the goal of $f_{bs} \sim 50\%$ can be illustrated in fig. 19. Based on the 0-D modelling of EAST parameters, this figure shows the possible operational space expressed by the bootstrap current fraction, $H_{98(y2)}$ and the line-average density for the plasma, which has 400 kA of the plasma current, i.e. $q_{95} \sim 6.5$. In fig. 16, the long-pulse regime achieved in EAST 2017 campaign is highlighted in large red ellipse. To achieve the f_{bs} target, the 0-D simulation suggests three working directions. Firstly, enhance the effective auxiliary heating capability. In 2017 campaign, the total injected power (not absorbed power) is usually about 3-5 MW in long-pulse discharges. Additional 3-5 MW of the steady-state auxiliary heating power is expected. Otherwise, we will need to trade confinement for heating power. The regime in green ellipse can also be our goal, if the plasma can achieve very high confinement, $H_{98(y2)} > 1.35$. Here comes the second working direction - higher confinement (better than standard H-mode). In this way, high confinement ensures the 'economic' high performance plasma operation with relatively low input power. EAST might need 6-7 MW to achieve the bootstrap fraction target. However, the high confinement itself is very challenging. It requires substantial increase of confinement based on the standard H-mode. An ITB is usually essential in these plasmas. The third working direction is fully non-inductive plasma

operation with high density. Historically, EAST relies on the lower hybrid wave heating and current drive very much, while low density is the favourable condition in this regime. Figure 19 suggests plasma density like $5.0 \times 10^{19} \text{ m}^{-3}$ or higher should be tested in the experiment in order to pursue the bootstrap fraction target. How to improve the current drive efficiency of the lower hybrid wave becomes a very important issue in the high-density scenario. In the EAST campaign 2018, more endeavours have been made to pursue the bootstrap current target. The representative discharges are shown in stars in figure 19, where $\sim 45\%$ f_{bs} was obtained with the pure RF H&CD. It is foreseen that the 50% f_{bs} target is achievable with 2 extra gyrotrons (2 MW) for H&CD in the campaign 2019.

5. Summary and future plan

In all, several great progresses have been made in the development and understanding of relevant physics and issues with respect to the long-pulse steady-state operation since the last IAEA FEC in 2016. The demonstration of a long-pulse steady-state H-mode of 101.2s with small ELMs and a good global performance ($H_{98(y2)} \sim 1.1$) was achieved through the integrated operation. The long-pulse discharge reaches wall thermal and particle balance with the ITER-like tungsten divertor. To demonstrate high β_P , high f_{bs} for ITER and CFETR, the extension of the EAST operational domain towards the higher beta regime were obtained by using different heating schemes, in which $\beta_P \sim 2.5$ & $\beta_N \sim 1.9$ of using RF&NB and $\beta_P \sim 1.9$ & $\beta_N \sim 1.5$ of using RF only. Meanwhile, the sustainment of high $\beta_P \sim 1.9$ of using RF only with $n_e/n_{GW} \sim 80\%$, $f_{bs} \sim 45\%$ at $q_{95} \sim 6.8$ for 24s was achieved, which is particularly suited for high β_P long-pulse operation. The good confinement with ITB was achieved in these plasmas. The use of on-axis ECRH was demonstrated to be effective methods to avoid the high-Z impurity accumulation for the EAST long-pulse operation. It was also shown that the interaction effect between the ECRH and two LHW systems (2.45GHz and 4.6GHz), which allows LHW to deposit more power in plasma core regime with enhanced current drive

capability. A highly reproducible stationary grassy ELM regime was achieved in EAST with exhibition of good energy confinement (H_{98y2} up to 1.4), strong tungsten impurity exhaust capability. Full ELM suppression with the application of $n = 2$ RMPs was achieved in the standard type-I ELMy H-mode plasmas with a window of $q_{95} \approx 3.2-3.7$ and a relative high beta ($\beta_N \approx 1.5 - 2$). Reduction of the peak heat flux on the divertor using the active radiation feedback control shows a promising method for EAST heat flux control in the long-pulse steady-state operation. Up-coming EAST experiments, the integration of techniques and physics understanding will accelerate the exploration of the EAST high performance, high bootstrap current fraction ($f_{bs} \geq 50\%$) steady-state scenario.

With the features such as electron heating dominant, low torque and ITER-like tungsten divertor, EAST made unique contributions to some critical issues of ITER and CFETR. EAST has demonstrated steady-state operations with similar q_{95} and good confinement of CFETR. As shown in section 2, discharge 81163 has $q_{95}=6.8$, good confinement and relatively high density $\langle n_e \rangle / n_{GW} \sim 0.80$. However, the β_N are still lower than the CFETR reference scenario[39]. More experiments need to perform to push the β_N up to 2.8, which is the target β_N of the steady-state operation of ITER and CFETR. EAST also achieved a small ELM regime compatible with the CFETR steady-state scenario, as described in section 3.2.1. This gives a possible solution to the handle the ELM heat flux on the CFETR divertor target plate. For the power and particle exhaust, as shown in section 3.3, EAST clearly shows the tungsten impurity accumulation could be controlled by ECRH, and divertor radiation feedback control has been realized by impurity seeding, this gives more confidence to control the impurity and the heat flux on the target plates.

Towards very long-pulse, high f_{bs} plasma operation, a further extension of the system with 2 more gyrotrons is underway and will give total 4.0MW power for heating, current drive and

profile control. In order to support the physical research on EAST, two optimization methods have been applied in this summer experiment. Firstly, adjusting the voltage gradient on the accelerator is employed to raise the electric field in the first gap. By this method, the injected beam power is boosted about 25%. Secondly, the technology of beam re-turn on is also developed and applied. This enables the neutral beam injection system to have the long-pulse operation ability even if there is a spark down. Meanwhile, a new ITER-like monoblock structure with $\sim 10\text{MW}/\text{m}^2$ power handling capability (shown in fig.20) will be used in the target plates and flat-W-tile structure with $\sim 5\text{MW}/\text{m}^2$ power handling capability will be used in the dome and baffle. The surface of end boxes (water pipe connector) are oriented to avoid direct exposure to high heat flux. The capability of water-cooling system will be enhanced with water flow velocity increasing from 4 to 8 m/s. The installation of new W lower diveror was scheduled in 2019.

Acknowledgements

This work was supported by National Magnetic Confinement Fusion Science Program of China under Contract Nos. 2015GB101000, 2015GB102000, 2015GB103000, 2015GB110005 and National Natural Science Foundation of China under Grant No. 11261140328, 11422546, 11575249.

Appendix

The EAST Team

Baonian Wan¹, Jiangang Li¹, Yuanxi Wan¹, Yuntao Song¹, Xiaodong Zhang¹, Peng Fu¹, Houyang Guo^{1,15}, Yunfeng Liang^{1,32}, Xianzhu Gong¹, Guosheng Xu¹, Bingjia Xiao¹, Yu Wu¹, Xiang Gao¹, Damao Yao¹, Nong Xiang¹, Liqun Hu¹, Jiafang Shan¹, Yanping Zhao¹, Guangnan Luo¹, Chundong Hu¹, Jiefeng Wu¹, Jiansheng Hu¹, Biao Shen¹, Zhenshan Ji¹, Ge Gao¹, Yiyun Huang¹, Liuwei, Xu¹, Qiyong Zhang¹, Ming Zhuang¹, Fukun Liu¹, Junyu Zhao¹, Junling Chen¹, Bin Cao¹, Lei Cao¹, Jiafeng Chang¹, Kaiyun Chen¹, Ran Chen¹, Yebin Chen¹, Anyi Cheng¹, Yong Cheng¹, Yu Dai¹, Wei Deng¹, Xu Deng¹, Bojiang Ding¹, Fang Ding¹, Rui Ding¹, Siye Ding¹, Shijun Du¹, Yanmin Duan¹, Jianqiang Feng¹, Kaifu Gan¹, Daming Gao¹, Qingsheng Gao¹, Wei Gao¹, Yongqi Gu¹, Yong Guo¹, Xiaofeng Han¹, Ailan Hu¹, Chang Hu¹, Guanghai Hu¹, Huaichuan Hu¹, Liangbin Hu¹, Qingsheng Hu¹, Yanlan Hu¹, Zhenhua Hu¹, Juan Huang¹, Liansheng Huang¹, Ming Huang¹, Ronglin Huang¹, Xiang Ji¹, Hua Jia¹, Caichao Jiang¹, Yinxian Jie¹, Songqing Ju¹, Defeng Kong¹, Changzheng Li¹, Erzong Li¹, Guoqiang Li¹, Jiahong Li¹, Jun Li¹, Junjun Li¹, Miaohui Li¹, Qiang Li¹, Shanshan Li¹, Shi Li¹, Yadong Li¹, Yingying Li¹, Lizhen Liang¹, Yanchuan Liao¹, Shiyao Lin¹, Bili Ling¹, Changle Liu¹, Haiqing Liu¹, Huajun Liu¹, Liang Liu¹, Shaocheng Liu¹, Sheng Liu¹, Xiaogang Liu¹, Xiaoju Liu¹, Yong Liu¹, Zhihong Liu¹, Zhimin Liu¹, Zixi Liu¹, Feng Long¹, Jianhua Lu¹, Zhengping Luo¹, Bo Lyu¹, Dengkui Ma¹, Lin Ma¹, Huafeng Mao¹, Wendong Ma¹, Songtao Mao¹, Yuzhou Mao¹, Tingfeng Ming¹, Chao Mo¹, Qicai Ni¹, Minzhong Qi¹, Chao Pan¹, Chengkang Pan¹, Shengmin Pan¹, Jing Qian¹, Jinping Qian¹, Li Qian¹, Yanda Qian¹, Chengming Qin¹, Lilong Qiu¹, Qilong Ren¹, Zhibin Ren¹, Junsong Shen¹, Linhai Sheng¹, Peng Sheng¹, Zhicai Sheng¹, Nan Shi¹, Shihua Song¹, Pengjun Sun¹, Xiaoyang Sun¹, Youwen Sun¹, Jie Tang¹, Ling Tao¹, Ang Ti¹, Erhui Wang¹, Feng Wang¹, Fudi Wang¹, Houyin Wang¹, Huazhong Wang¹, Huihui Wang¹, Huiqian Wang¹, Jian Wang¹, Lei Wang¹, Liang Wang¹, Linsen Wang¹, Mao Wang¹, Ping Wang¹, Shengming Wang¹, Wanqing Wang¹, Xiaojie Wang¹, Xiaoming Wang¹, Yating Wang¹, Yiyun Wang¹, Yong Wang¹, Yumin Wang¹, Jianglong Wei¹, Jing Wei¹, Xuechao Wei¹, Bin Wu¹, Dajun Wu¹, Hao Wu¹, Jinhua Wu¹, Xiangming Wu¹, Yibing Wu¹, Zhenwei Wu¹, Zege Wu¹, Weibin Xi¹, Genhai Xiao¹, Tianyang Xia¹, Yezheng Xiao¹, Hunyi Xie¹, Yahong Xie¹, Yuanlai Xie¹, Chandong Xu¹, Jichan Xu¹, Li Xu¹, Liqing Xu¹, Tiejun Xu¹, Yongjian Xu¹, Ning Yan¹, Fei Yang¹, Jianhua Yang¹, Lei Yang¹, Qingxi Yang¹, Yao Yang¹, Yong Yang¹, Zhongshi Yang¹, Min Yu¹, Yaowei Yu¹, Qiping Yuan¹, Shuai Yuan¹, Qing Zang¹, Long Zeng¹, Jizong Zhang¹, Kai Zhang¹, Liyuan Zhang¹, Ling Zhang¹, Ruirui Zhang¹, Shoubiao Zhang¹, Tao Zhang¹, Wei Zhang¹, Xinjun Zhang¹, Yang Zhang¹, Zuchao Zhang¹, Hailin Zhao¹, Jinlong Zhao¹, Fubin Zheng¹, Yuanyang Zheng¹, Guoqiang Zhong¹, Ruijie Zhou¹, Haishan Zhou¹, Yue Zhou¹, Dahuan Zhu¹, Haisheng Zhu¹, Ping Zhu¹, Zeying Zhu¹, Huidong Zhuang¹, Zibo Zhou¹, Zhiyong Zhou¹, Zhiwei Zhou¹, Guizhong Zuo¹.

International and Domestic Collaborators:

Tao Lan², Adi Liu², Wandong Liu², Hong Qin^{2,16}, Shaojie Wang², Minyou Ye², Changxuan Yu², Yi Yu², Ping Zhu², Wei Chen³, Guangjiu Lei³, Lin Nie³, Xianming Song³, Min Xu³, Yuhong Xu³, Huang Yuan³, Nanhua Yao³, Zhe Gao⁴, Yuhe Li⁴, Zhongjing Chen⁵, Tieshuan Fan⁵, Xingyu Peng⁵, Liu Chen^{6,21}, Zhiwei Ma⁶, Zhiyong Qiu⁶, Zengmao Sheng⁶, Yong Xiao⁶, Xiaogang Wang⁷, Zhongyong Chen⁸, Yonghua Ding⁸, Xiwei Hu⁸, Zijiang Wang⁸, Ge Zhuang⁸, Daming Liu⁹, Jiarong Luo⁹, Fangchuan Zhong⁹, Hongbin Ding¹⁰, Dezhen Wang¹⁰, Zhengxiong Wang¹⁰, Chenggang Jin¹¹, Xuemei Wu¹¹, Xiaofei Yang¹¹, Jianhua Zhang¹², Qingyuan Hu¹², Xi Yuan¹², Changqi Chen¹³, Shuyi Gan¹³, Xudi Wang¹³, Congzhong Wu¹³, Chongwei Zhang¹³, Ting Zhang¹³, Wu Zhu¹³, Erhua Kong¹⁴, Kaisong Wang¹⁴, Chuanli Wang¹⁴, Hongtao Yang¹⁴, Lixiang Zhang¹⁴, Paul Anderson¹⁵, Ghenni Abla¹⁵, Vincent Chan¹⁵, John L. Doane¹⁵, Andrea Garofalo¹⁵, Punit Gohil¹⁵, Houyang Guo¹⁵, David Hill¹⁵, Chris Holcomb¹⁵, Chung Lih Hsieh¹⁵, Ruey Hong¹⁵, David Humphreys¹⁵, Alan Walter Hyatt¹⁵, Gary Jackson¹⁵, Egemen Kolemen¹⁵, Matthew Lanctot¹⁵, Lang Lao¹⁵, James Leuer¹⁵, John Lohr¹⁵, Mohamad Ali Mahdavi¹⁵, Robert Olstad¹⁵, Ben Penaflor¹⁵, Ron Prater¹⁵, David Piglowski¹⁵, Michael Schaffe¹⁵, Eugenio Schuster¹⁵, Tim Scoville¹⁵, Wayne Solomon¹⁵, Gary Staebler¹⁵, Mickey Wade¹⁵, Mike Walker¹⁵, Anders Welander¹⁵, Manfred Bitter¹⁶, Robert Budny¹⁶, Robert A. Ellis¹⁶, Guoyong Fu¹⁶, Nat Fisch¹⁶, Rich Hawryluk¹⁶, Kenneth W. Hill¹⁶, Joel Hosea¹⁶, Michael A. Jaworski¹⁶, Egemen

Kolemen¹⁶, Dennis Mansfield¹⁶, Dana M. Mastrovito¹⁶, Jonathan Menard¹⁶, Dennis Mueller¹⁶, Novmir Pablant¹⁶, Yang Ren¹⁶, Lane Roquemore¹⁶, Filippo Scotti¹⁶, Gary Taylor¹⁶, Kevin Tritz¹⁶, Randy Wilson¹⁶, Michael Zarnstorff¹⁶, Leonid E. Zakharov¹⁶, Seung Gyou Baek¹⁷, Beck Bill¹⁷, Paul T. Bonoli¹⁷, Robert Granetz¹⁷, Yijun Lin¹⁷, Ron Parker¹⁷, Shunichi Shiraiwa¹⁷, Josh Stillerman¹⁷, Greg Wallace¹⁷, Stephen Wukitch¹⁷, Lihua Zhou¹⁷, He Huang¹⁸, Kenneth Gentle¹⁸, Ken Liao¹⁸, Perry Philippe¹⁸, William L. Rowan¹⁸, Linjin Zheng¹⁸, Patrick H. Diamond¹⁹, George R. Tynan¹⁹, Nicolas Fedorczak¹⁹, Peter Manz¹⁹, Lei Zhao¹⁹, David Brower²⁰, Weixing Ding²⁰, William W. Heidbrink²¹, Yubao Zhu²¹, Calvin W. Domier²², Neville C. Luhmann²², Xueqiao Xu²³, Eric Wang²³, Max E. Fenstermacher²³, Donald L. Hillis²⁴, Rajesh Maingi²⁴, Steve Meitner²⁴, Igor V. Vinyar²⁵, Vladimir Davydenko²⁶, Igor Shikhovtsev²⁶, Naoko Ashikawa²⁷, Kasahara Hiroshi²⁷, Katsumi Ida²⁷, Shinichiro Kado²⁷, Tomita Kawamura²⁷, Saito Kenji²⁷, Ryuhei Kumazawa²⁷, Ogawa Kunihiro²⁷, Isobe Mitsutaka²⁷, Shigeru Morita²⁷, Haruhisa Nakano²⁷, Satoshi Ohdachi²⁷, Masaki Osakabe²⁷, Mizuki Sakamoto²⁷, Yasuhiko Takeiri²⁷, Kazuo Toi²⁷, Katsuyoshi Tsumori²⁷, Nobuta Yuji²⁷, Masaya Hanada²⁸, Mitsuru Kikuchi²⁸, Atsushi Kojima²⁸, Kazuhiro Watanabe²⁸, Jean-Francois Artaud²⁹, Vincent Basiuk²⁹, F. Bouquey²⁹, B. Bremond²⁹, Gilles Coledani²⁹, Laurent Colas²⁹, Joan Decker²⁹, D. Douai²⁹, Annika Ekedahl²⁹, Christel Fenzi²⁹, Eric Gauthier²⁹, Gerardo Giruzzi²⁹, Marc Goniche²⁹, Dominique Guilhem²⁹, Walid Helou²⁹, Julien Hillairet²⁹, Tuong Hoang²⁹, Philippe Huynh²⁹, Frederic Imbeaux²⁹, Xavier Litaudon²⁹, Roland Magne²⁹, Yves Peysson²⁹, K. Vuellie²⁹, Xiaolan Zou²⁹, Alberto Loarte³⁰, Franz Braun³¹, R. Bilato³¹, Volodymyr Bobkov³¹, J.M. Noterdaeme³¹, Qingquan Yu³¹, Yunfeng Liang³², Jonny Pearson³², Michael Rack³², John Fessey³³, Yueqiang Liu³³, Charles Monroe³³, Stefan Schmuck³³, Paul Trimble³³, Tom Todd³³, Cheonho Bae³⁴, Jun-Gyo Bak³⁴, Suk-Ho Hong³⁴, Sangong Lee³⁴, Bae Young Soon³⁴, Oh Byung Hoon³⁵, Chang Doo Hee³⁵, Lee Kwang Won³⁵, Luca Amicucci³⁶, Giuseppe Calabro³⁶, Silvio Ceccuzzi³⁶, Roberto Cesario³⁶, Flavio Crisanti³⁶, Edmondo Giovannozzi³⁶, Giuseppe Ramogida³⁶, Gianmaria De Tommasi³⁶, Angelo Antonio Tuccillo³⁶, Bruno Viola³⁶, Raffaele Albanese³⁷, Roberto Ambrosino³⁷, Lucio Barbato³⁷, Stefano Mastrostefano³⁷, Alfredo Pironti³⁷, Vincenzo Pericoli Ridolfini³⁷, Rory Scannell³⁷, Fabio Villone³⁷, Volker Naulin³⁸, Anders H. Nielsen³⁸, Roman Zagorsky³⁹, Sandor Zoletnik⁴⁰, Chijin Xiao⁴¹, B.Madsen⁴², M. Salewski⁴², Manfred von Hellermann

¹Institute of Plasma Physics, Chinese Academy of Sciences, Hefei 230031, China

²University of Science and Technology of China, Hefei 230026, China

³Southwestern Institute of Physics, Chengdu 610041, China

⁴Tsinghua University, Beijing, China

⁵Peking University, Beijing, China

⁶Zejiang University, Hangzhou, China

⁷Harbin Institute of Technology, Harbin 150001, China

⁸Huazhong University of Science and Technology, Wuhan, China

⁹Donghua University, Shanghai, China

¹⁰Dalian University of Technology, Dalian 116024, China

¹¹Soochow University, Shuzhou, China

¹²China Academy of Engineering Physics, Mianyang 621900, China

¹³Hefei University of Technology, Hefei 230009, China

¹⁴Anhui University of Science and Technology, Huainan 232001, China

¹⁵General Atomic, San Diego, CA 92186-5608, USA

¹⁶Princeton Plasma Physics Laboratory, PO Box 451, Princeton, NJ 08543, USA

¹⁷Massachusetts Institute of Technology, Plasma Science and Fusion Center, Cambridge, MA 02139, USA

¹⁸Fusion Research Center, University of Texas at Austin, Austin, TX 78712, USA

¹⁹University of California, San Diego, CA 92093, USA

²⁰University of California Los Angeles, Los Angeles, CA 90095, USA

²¹University of California at Irvine, Irvine, CA 92697, USA

²²University of California at Davis, Davis, CA 95616, USA

²³Lawrence Livermore National Laboratory (LLNL), Livermore, CA 94551, USA

²⁴Oak Ridge National Laboratory, Oak Ridge, TN 37831-6169, USA

²⁵PELIN, LLC, 27A, Gzhatskaya, Saint Petersburg 195220, Russia

- ²⁶Budker Institute of Nuclear Physics, Novosibirsk 630090, Russia
- ²⁷National Institute for Fusion Sciences, Toki 509-5292, Japan
- ²⁸Japan Atomic Energy Research Institute, Naka-machi, Naka-gun, Ibaraki-ken 311-0193, Japan
- ²⁹CEA Cadarache, IRFM, F-13108 Saint Paul-lez-Durance, France
- ³⁰ITER Organization, Route de Vinon sur Verdon, 13115 St Paul Lez Durance, France
- ³¹Max-Planck Institute for Plasma Physics, D-85748, Garching, Germany
- ³²Association EURATOM-FZJ, D-52425 Jülich, Germany
- ³³Euratom/CCFE Fusion Association, Culham Science Centre, Abingdon, Oxon. OX14 3DB, UK
- ³⁴National Fusion Research Institute, Yuseong-Gu, Daejeon, 305-806, Korea
- ³⁵Korea Atomic Energy Research Institute, Yuseong-Gu, Daejeon, 305-353, Korea
- ³⁶ENEA Unità Tecnica Fusione, C.R. Frascati, Via E. Fermi 45, 00044 Frascati, Roma, Italy
- ³⁷CREATE, Università di Napoli Federico II, Università di Cassino and Università di Napoli Parthenope, Via Claudio 19, 80125 Napoli, Italy
- ³⁸Association Euratom-Risø DTU, Roskilde, Denmark
- ³⁹Institute of Plasma Physics and Laser Microfusion, Warsaw, Poland
- ⁴⁰Association EURATOM - KFKI RMKI, P.O. Box 49, H-1525 Budapest, Hungary
- ⁴¹University of Saskatchewan, Saskatchewan, S7N 5E5, Canada
- ⁴²Department of physics, Technical University of Denmark, Kgs. Lyngby, Denmark

References

- [1] Wan Y, Li J, Liu Y, Wang X, Chan V, Chen C, Duan X, Fu P, Gao X, Feng K, Liu S, Song Y, Weng P, Wan B, Wan F, Wang H, Wu S, Ye M, Yang Q, Zheng G, Zhuang G and Li Q 2017 Overview of the present progress and activities on the CFETR *Nucl. Fusion* **57** aa686a
- [2] Wouters P, Serra G, Furlan J and Jucker P 2017 Implementation at ITER of the French Order of 7 February 2012, concerning basic nuclear installations within the European Domestic Agency *Nucl. Fusion* **57** aa64fc
- [3] Shirai H, Barabaschi P and Kamada Y 2017 Recent progress of the JT-60SA project *Nucl. Fusion* **57** aa5d01
- [4] Oh Y 2016 Overview status of KSTAR 2016 campaign We appreciate all the research collaborators for their contribution to KSTAR program *26th IAEA FEC* 1–37
- [5] Wan B N, Liang Y F, Gong X Z, Li J G, Xiang N, Xu G S, Sun Y W, Wang L, Qian J P, Liu H Q, Zhang X D, Hu L Q, Hu J S, Liu F K, Hu C D, Zhao Y P, Zeng L, Wang M, Xu H D, Luo G N, Garofalo A M, Ekedahl A, Zhang L, Zhang X J, Huang J, Ding B J, Zang Q, Li M H, Ding F, Ding S Y, Lyu B, Yu Y W, Zhang T, Zhang Y, Li G Q and Xia T Y 2017 Overview of EAST experiments on the development of high-performance steady-state scenario *Nucl. Fusion* **57** 102019
- [6] Liang Y, Gong X Z, Gan K F, Gauthier E, Wang L, Rack M, Wang Y M, Zeng L, Denner P, Wingen A, Lv B, Ding B J, Chen R, Hu L Q, Hu J S, Liu F K, Jie Y X, Pearson J, Qian J P, Shan J F, Shen B, Shi T H, Sun Y, Wang F D, Wang H Q, Wang M, Wu Z W, Zhang S B, Zhang T, Zhang X J, Yan N, Xu G S, Guo H Y, Wan B N and Li G G 2013 Magnetic topology changes induced by lower hybrid waves and their profound effect on edge-localized modes in the EAST tokamak *Phys. Rev. Lett.* **110**
- [7] Hu J S, Sun Z, Guo H Y, Li J G, Wan B N, Wang H Q, Ding S Y, Xu G S, Liang Y F, Mansfield D K, Maingi R, Zou X L, Wang L, Ren J, Zuo G Z, Zhang L, Duan Y M, Shi T H and Hu L Q 2015 New steady-state quiescent high-confinement plasma in an experimental advanced superconducting tokamak *Phys. Rev. Lett.* **114** 1–5
- [8] Li J, Guo H Y, Wan B N, Gong X Z, Liang Y F, Xu G S, Gan K F, Hu J S, Wang H Q, Wang L, Zeng L, Zhao Y P, Denner P, Jackson G L, Loarte A, Maingi R, Menard J E, Rack M and Zou X L 2013 A long-pulse high-confinement plasma regime in the experimental advanced superconducting Tokamak *Nat. Phys.* **9** 817–21
- [9] Xu G S, Wan B N, Li J G, Gong X Z, Hu J S, Shan J F, Li H, Mansfield D K, Humphreys D A and Naulin V 2011 Study on H-mode access at low density with lower hybrid current drive and lithium-wall coatings on the EAST superconducting tokamak *Nucl. Fusion* **51**
- [10] Gong X Z 2018 INTEGRATED OPERATION OF STEADY-STATE LONG PULSE H-MODE IN EAST *27th IAEA FEC EX/P3-1*
- [11] Wang L 2018 ADVANCES IN PLASMA-WALL INTERACTION CONTROL FOR H-MODE OPERATION OVER 100S WITH ITER-LIKE W DIVERTOR ON EAST *27th IAEA FEC EX/P2-8*
- [12] Qian J P, Lao L L, Liu H Q, Ding W X, Zeng L, Luo Z P, Ren Q L, Huang Y, Huang J, Brower D L, Hanada K, Chen D L, Sun Y W, Shen B, Gong X Z, Xiao B J and Wan B N 2017 EAST equilibrium current profile reconstruction using polarimeter-interferometer internal measurement constraints *Nucl. Fusion* **57**
- [13] HUANG J 2018 FAST-ION STUDIES IN HIGH PERFORMANCE FULLY NON-INDUCTIVE DISCHARGE ON EAST *27th IAEA FEC EX/P2-15*
- [14] Luce T C, Challis C D, Ide S, Joffrin E, Kamada Y, Politzer P A, Schweinzer J, Sips A C C, Stober J, Giruzzi G, Kessel C E, Murakami M, Na Y S, Park J M, Polevoi A R, Budny R V., Citrin J, Garcia J, Hayashi N, Hobirk J, Hudson B F, Imbeaux F, Isayama A, McDonald D C, Nakano T, Oyama N, Parail V V., Petrie T W, Petty C C, Suzuki T and Wade M R 2014 Development of advanced inductive scenarios for ITER *Nucl. Fusion* **54**
- [15] Gao X 2018 Sustained high β_N plasmas on EAST tokamak *Phys. Lett. Sect. A Gen. At. Solid State Phys.* **382** 1242–6
- [16] Porkolab M, Bernabei S, Hooke W M, Motley R W and Nagashima T 1977 Observation of parametric instabilities in lower-hybrid radio-frequency heating of tokamaks *Phys. Rev. Lett.* **38** 230–3
- [17] Baek S G, Parker R R, Shiraiwa S, Wallace G M, Bonoli P T, Brunner D, Faust I C, Hubbard A E, Labombard B and Porkolab M 2013 Measurements of ion cyclotron parametric decay of lower hybrid waves at the high-field side of Alcator C-Mod *Plasma Phys. Control. Fusion* **55**
- [18] Goniche M, Basiuk V, Decker J, Sharma P K, Antar G, Berger-By G, Clairet F, Delpech L, Ekedahl A, Gunn J, Hillairet J, Litaudon X, Mazon D, Nilsson E, Oosako T, Peysson Y, Preynas M, Prou M and Ségui J L 2013 Lower hybrid current drive at high density on Tore Supra *Nucl. Fusion* **53**
- [19] Cesario R, Amicucci L, Cardinali A, Castaldo C and Tuccillo A A 2011 Lower hybrid current drive at plasma densities required for thermonuclear reactors *AIP Conf. Proc.* **1406** 423–6

- [20] Ding B J, Li Y C, Zhang L, Li M H, Wei W, Kong E H, Wang M, Xu H D, Wang S L, Xu G S, Zhao L M, Hu H C, Jia H, Cheng M, Yang Y, Liu L, Zhao H L, Peysson Y, Decker J, Goniche M, Amicucci L, Cesario R, Tuccillo A A, Baek S G, Parker R, Bonoli P T, Paoletti F, Yang C, Shan J F, Liu F K, Zhao Y P, Gong X Z, Hu L Q, Gao X, Wan B N and Li J G 2015 Investigations of LHW-plasma coupling and current drive at high density related to H-mode experiments in EAST *Nucl. Fusion* **55**
- [21] Cesario R, Cardinali A, Castaldo C, Paoletti F, Fundamenski W and Hacquin S 2006 Spectral broadening of lower hybrid waves produced by parametric instability in current drive experiments of tokamak plasmas *Nucl. Fusion* **46** 462–76
- [22] Du H, Ding S, Chen J, Wang Y, Lian H, Xu G, Zhai X, Liu H, Zang Q, Lyu B, Duan Y, Qian J and Gong X 2018 Analysis of performance degradation in an electron heating dominant H-mode plasma after ECRH termination in EAST *Nucl. Fusion* **58** 066011
- [23] Kamada Y, Oikawa T, Lao L, Takizuka T, Hatae T, Isayama A, Manickam J, Okabayashi M, Fukuda T and Tsuchiya K 2000 Disappearance of giant ELMs and appearance of minute grassy ELMs in JT-60U high-triangularity discharges *Plasma Phys. Control. Fusion* **42**
- [24] Oyama N, Kojima A, Aiba N, Horton L D, Isayama A, Kamiya K, Urano H, Sakamoto Y and Kamada Y 2010 Effects of edge collisionality on ELM characteristics in the grassy ELM regime *Nucl. Fusion* **50**
- [25] Sun Y, Liang Y, Liu Y Q, Gu S, Yang X, Guo W, Shi T, Jia M, Wang L, Lyu B, Zhou C, Liu A, Zang Q, Liu H, Chu N, Wang H H, Zhang T, Qian J, Xu L, He K, Chen D, Shen B, Gong X, Ji X, Wang S, Qi M, Song Y, Yuan Q, Sheng Z, Gao G, Fu P and Wan B 2016 Nonlinear Transition from Mitigation to Suppression of the Edge Localized Mode with Resonant Magnetic Perturbations in the EAST Tokamak *Phys. Rev. Lett.* **117**
- [26] Sun Y, Jia M, Zang Q, Wang L, Liang Y, Liu Y Q, Yang X, Guo W, Gu S, Li Y, Lyu B, Zhao H, Liu Y, Zhang T, Li G, Qian J, Xu L, Chu N, Wang H H, Shi T, He K, Chen D, Shen B, Gong X, Ji X, Wang S, Qi M, Yuan Q, Sheng Z, Gao G, Song Y, Fu P and Wan B 2017 Edge localized mode control using $n = 1$ resonant magnetic perturbation in the EAST tokamak *Nucl. Fusion* **57**
- [27] Cui L, Nazikian R, Grierson B A, Belli E A, Evans T E, Logan N C, Orlov D M, Smith S P, Staebler G M and Snyder P B 2017 The energy confinement response of DIII-D plasmas to resonant magnetic perturbations *Nucl. Fusion* **57**
- [28] Evans T E, Fenstermacher M E, Moyer R A, Osborne T H, Watkins J G, Gohil P, Joseph I, Schaffer M J, Baylor L R, Bécoulet M, Boedo J A, Burrell K H, Degross J S, Finken K H, Jernigan T, Jakubowski M W, Lasnier C J, Lehnen M, Leonard A W, Lonroth J, Nardon E, Parail V, Schmitz O, Unterberg B and West W P 2008 RMP ELM suppression in DIII-D plasmas with ITER similar shapes and collisionalities *Nucl. Fusion* **48**
- [29] Jia M, Sun Y, Liang Y, Wang L, Xu J, Gu S, Lyu B, Wang H H, Yang X, Zhong F, Chu N, Feng W, He K, Liu Y Q, Qian J, Shi T and Shen B 2018 Control of three dimensional particle flux to divertor using rotating RMP in the EAST tokamak *Nucl. Fusion* **58**
- [30] Jia M, Sun Y, Paz-Soldan C, Nazikian R, Gu S, Liu Y Q, Abrams T, Bykov I, Cui L, Evans T, Garofalo A, Guo W, Gong X, Lasnier C, Logan N C, Makowski M, Orlov D and Wang H H 2018 Dynamic divertor control using resonant mixed toroidal harmonic magnetic fields during ELM suppression in DIII-D *Phys. Plasmas* **25**
- [31] Xi P W, Xu X Q and Diamond P H 2014 Phase dynamics criterion for fast relaxation of high-confinement-mode plasmas *Phys. Rev. Lett.* **112** 1–5
- [32] Park J 2015 Ac ce pt *Appl. Surf. Sci.*
- [33] Zhang L, Morita S, Xu Z, Zhang P F, Zang Q, Duan Y M, Liu H Q, Zhao H L, Ding F, Ohishi T, Gao W, Huang J, Yang X D, Chen Y J, Wu Z W, Xu P, Ding B J, Hu C D, Gong X Z, Chen J L and Hu L Q 2017 Suppression of tungsten accumulation during ELMy H-mode by lower hybrid wave heating in the EAST tokamak *Nucl. Mater. Energy* **12** 774–8
- [34] Wu K, Yuan Q P, Xiao B J, Wang L, Duan Y M, Chen J B, Zheng X W, Liu X J, Zhang B, Xu J C, Luo Z P, Zang Q, Li Y Y, Feng W, Wu J H, Yang Z S, Zhang L, Luo G N, Gong X Z, Hu L Q, Hu J S and Li J 2018 Achievement of radiative feedback control for long-pulse operation on EAST *Nucl. Fusion* **58**
- [35] Yang Z, Chen J, Coster D P, Duan Y, Wang L, Ding F, Xu J, Zang Q, Wang T, Yan N, Zhang T, Zhang L, Wu J, Peng Y K M and Luo G N 2017 Modeling of radiative divertor experiments with argon seeding for H-mode plasma in EAST *Phys. Plasmas* **24**
- [36] Xu G S 2018 A PROMISING GRASSY ELM REGIME FOR HIGH-PERFORMANCE STEADY- STATE OPERATIONS WITH METAL WALL IN EAST AND CFETR *27th IAEA FEC EX/P2-4*
- [37] Chen L, Xu G S, Yan N, Nielsen A H, Liu J B, Gao W, Chen R, Qu H, Ding F, Mao H M, Sun Z, Zhang L, Li M H, Zhang W, Hu G H, Shao L M, Wu X Q, Du H F, Xu J C, Li Y L, Zhao N, Lan H, Ye Y, Zhang H, Wang H Q, Ding S Y, Wang L and Wan B N 2018 Effect of ∇B drift on the H-mode power threshold in upper single null plasmas with ITER-like tungsten divertor on EAST *Phys. Plasmas* **25**
- [38] Yu Y, Wang L, Cao B, Wang H and Hu J 2017 Fuel retention and recycling studies by using particle balance in EAST tokamak

[39] Zhuang G and Duan X R 2018 PROGRESS OF THE CFETR DESIGN *27th IAEA FEC* OV/3-1

List of figure captions

- Fig. 1 Time histories of plasma current, loop voltage, electron density, RF heating power of LHW, ECH and ICRF, divertor temperature by IR camera, radiation power, confinement factor H_{98y2} , and $D\alpha$ (from top to bottom).
- Fig. 2 Electron temperature, density profiles by TS, transport coefficient and electron heating power profiles for discharge 73999
- Fig. 3 Normalized poloidal beta versus line-averaged density of low loop voltage plasma
- Fig. 4 Time history of several parameters for high β_P discharges. Left from top to bottom, normalized poloidal beta & normalized beta, loop voltage & line averaged density over Greenwald density limit, LHW&ECH power; Right from top to bottom, normalized poloidal beta & normalized beta & loop voltage, LHW&ECH power, NB power
- Fig. 5 High β_N scenario development for EAST#78723 with $\beta_N > 1.9$ sustained for 2s. Signals from top to bottom are plasma current (I_p) and loop voltage, LHW power (PLHW) and NBI power (PNBI), the core line averaged density, plasma normalized beta and inductance.
- Fig.6 Operational regime of the high β_N scenario, where the β_N value has reached 3 times of I_i .
- Fig.7 An example of T_i profiles before and after ITB formation
- Fig.8 Current profile measured by POINT and frequency spectra measured by RF probe with different LH frequencies (left) and densities (right).
- Fig.9 Normalized experimental current drive efficiency versus pump spectral width. Here, the pump width Δf_p is defined as the full width 20 db below the maximum.
- Fig. 10. Time evolution of ECRH heating power, energy confinement H_{98y2} and internal inductance I_i of EAST shot #66743. ECRH is turned off at 3.91s.
- Fig.11 LHW driven current profiles before and after ECRH termination calculated by GENRAY and CQL3D codes.
- Fig. 12 Statistics of ELM frequency as a function of q_{95} , β_p , n_e/n_{GW} , upper triangularity δ_u and LHCD power P_{LHCD} for EAST H-mode discharges with the plasma stored energy $W_p > 120\text{kJ}$, indicating the access parameter space of the high-frequency small-ELM regime ($f_{ELM} > 0.5\text{kHz}$) is $q_{95} \geq 5.3$, $\beta_p \geq 1.1$ and $n_e/n_{GW} \geq 0.46$. High upper triangularity δ_u appears to be beneficial for access to this regime. In addition, access to this regime appears to be independent of the LHCD power. The magenta curves indicate the lower boundaries of the regime access for these parameters.
- Fig. 13 ELM suppression achieved in a large q_{95} window ranging from 3.2 to 4.2 in EAST. Here the $n=2$ RMP with a coil current 2.9kA has been applied from 3.5s to 6.5s.
- Fig. 14 Time histories of various plasma quantities for a H-mode plasma discharge #55251 on EAST during the application of periodically alternating neutral beam injection. (a) LHW power P_{LHW} (2.45GHz and 4.6GHz) and ICRF power P_{ICRF} , (b) line averaged density n_e and stored energy W_E , (d) co- and countercurrent NBI power P_{NBI} , (e) (f) the density of particle flux Γ_{ion} at the divertor target (black solid line) and the velocity of toroidal rotation of the central plasma v_t (red dash line).
- Fig. 15 Radial profiles of Doppler shift $f_{Doppler}$ (here, $E_r \propto f_{Doppler}$) with co- and counter-current NBI in H-mode discharge, respectively. The blue line is profiles in L-mode discharge.
- Fig.16 Time evolution of (a) injected power of 4.6GHz LHW, ICRH and ECRH (b) divertor $D\alpha$, (c) n_e normalized intensity of emission line of Mo XXXII at 127.87 Å and W-UTA in the range of 45-70 Å (composed of W^{27+} - W^{45+}), (d) Impurity concentration of Mo and W Right: Density profile of W^{45+} ion with (red square) and without (blue circle) on-axis ECRH

Fig. 17 The time traces of three sequential H-mode discharges for radiative feedback control with different target radiated power ($P_{\text{rad,target}}$): (a) 0.6 MW without a feedforward Ne injection, (b) 0.8 MW, (c) 1.0 MW with the IR-camera measured temperature for the upper outer divertor plate, (d) the contour of the temperature measured by the IR camera for the upper outer divertor target plate in the same shot with figure (c), with the vertical axis being the distance along the target plate poloidally.

Fig. 18 (a) HWP plasmas under 1T, (b) DC-GDC plasmas under 2 T with 4 anodes working and 5 A/anode.

Fig. 19 The path to the goal of $f_{\text{bs}} \sim 50\%$, based on the 0D simulation for $I_p = 400$ kA plasma operation. Color bar shows the line-averaged density in each case. The stars are two typical discharges in EAST campaign 2018. The red ellipse shows the collection of the long-pulse regime in 2017, which is also the start point of this extrapolation.

Fig. 20 EAST new W lower divertor. Installation scheduled in 2019.

Fig.1

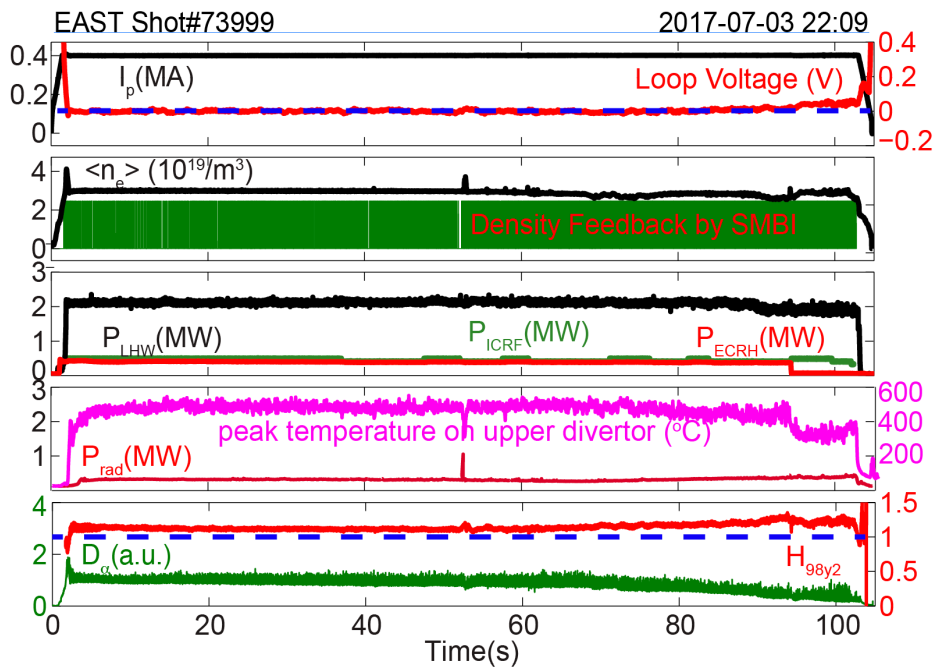


Fig.2

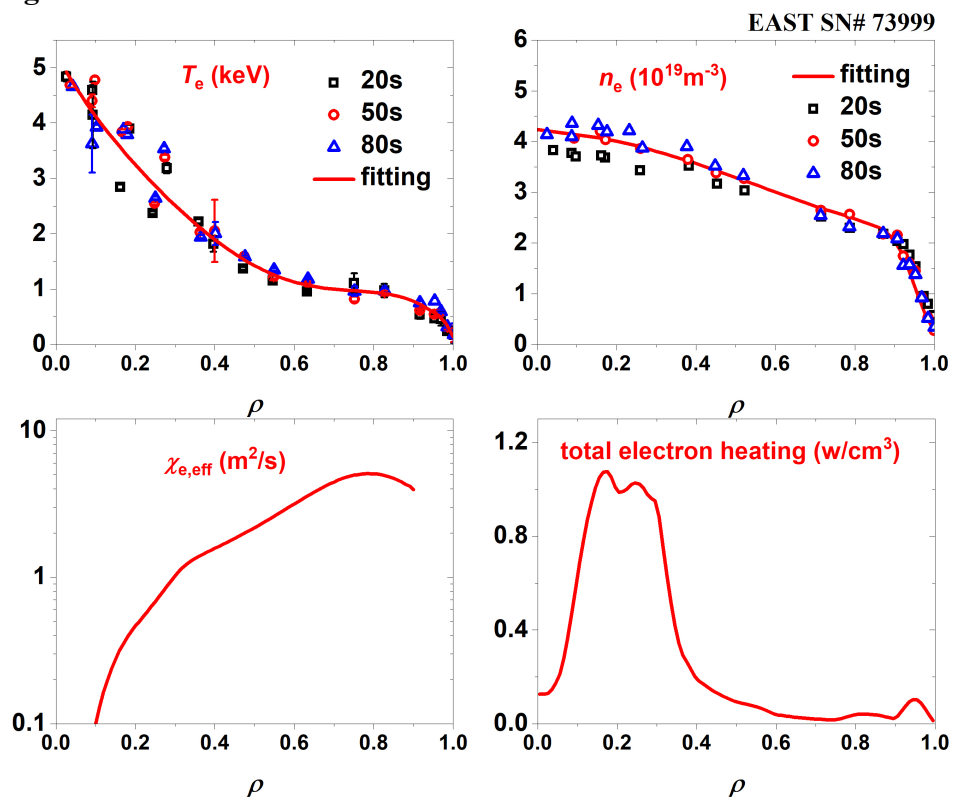


Fig.3

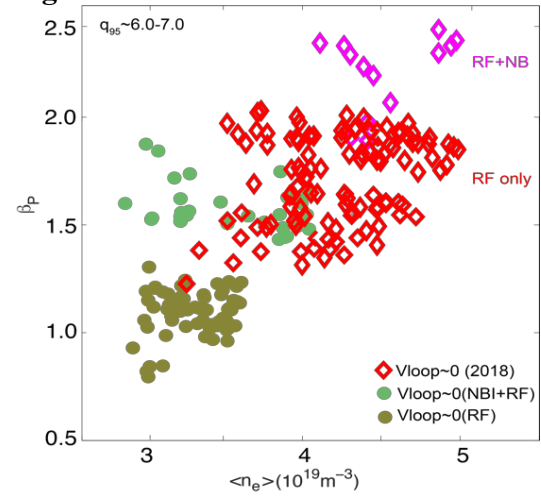


Fig. 4

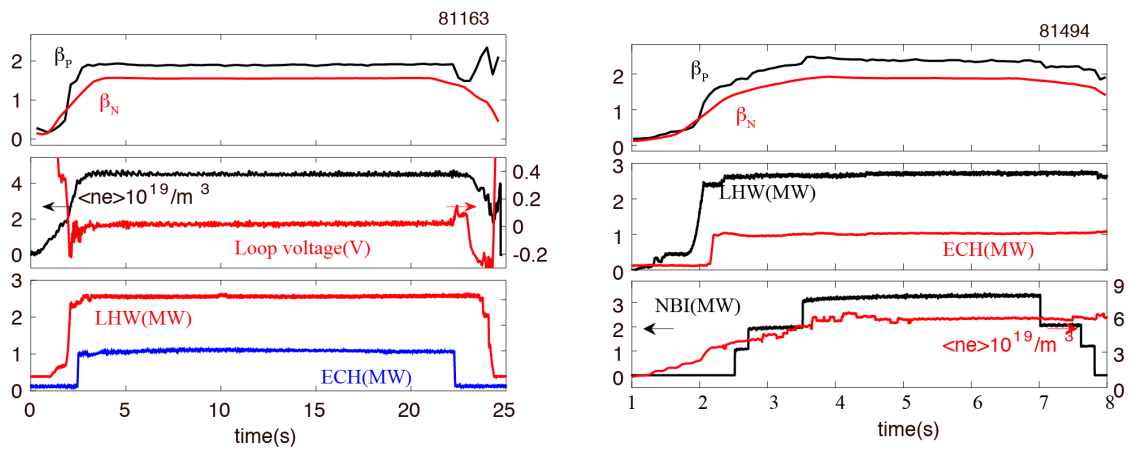


Fig.6

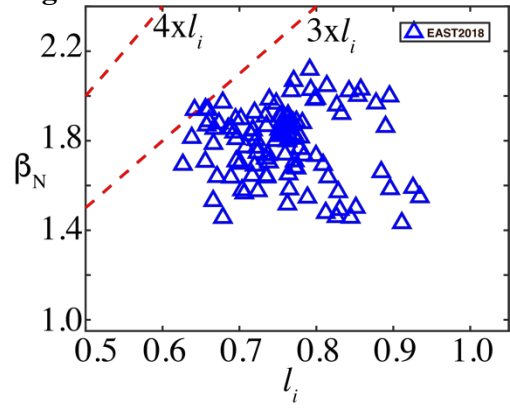


Fig.7

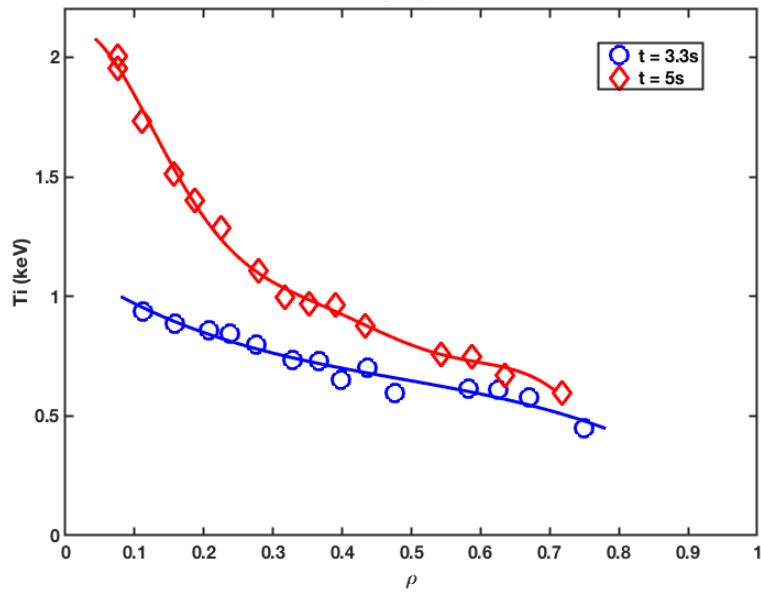


Fig.8

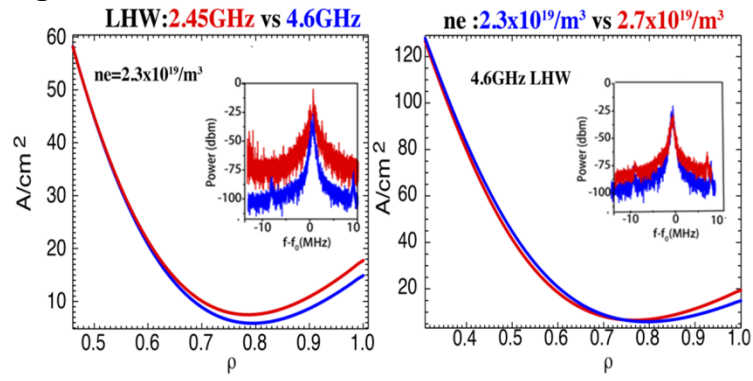


Fig.9

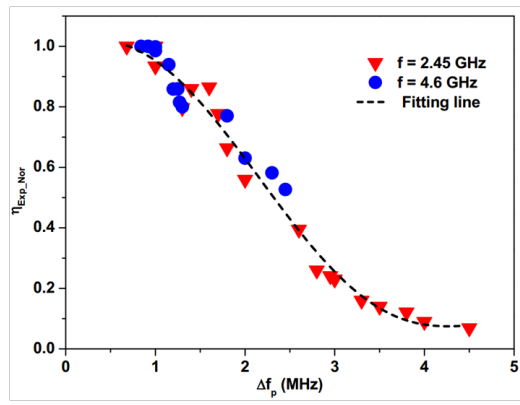


Fig.10

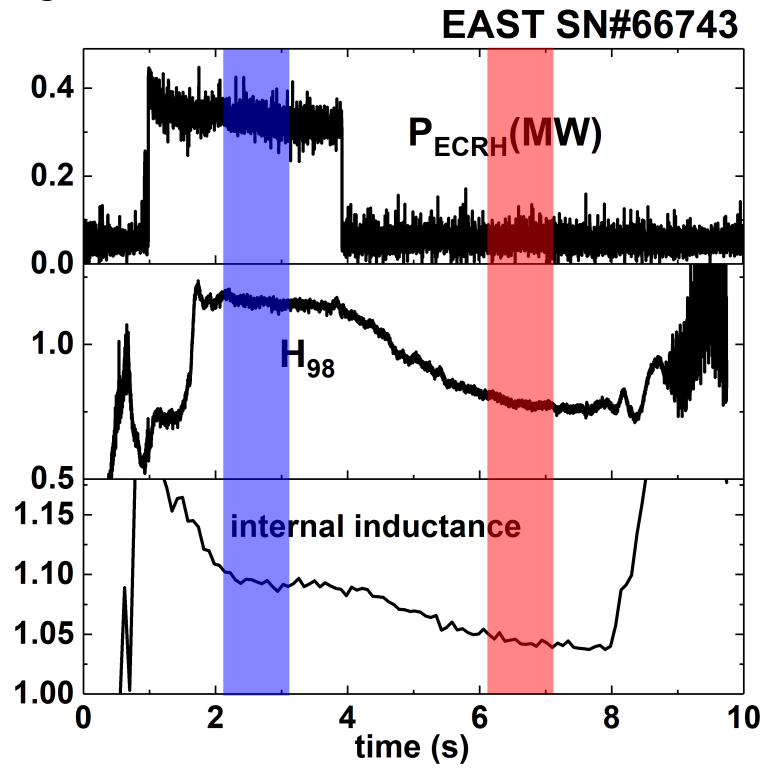


Fig.11

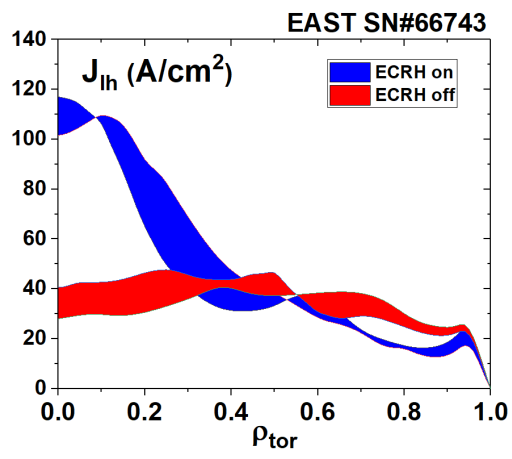


Fig.12

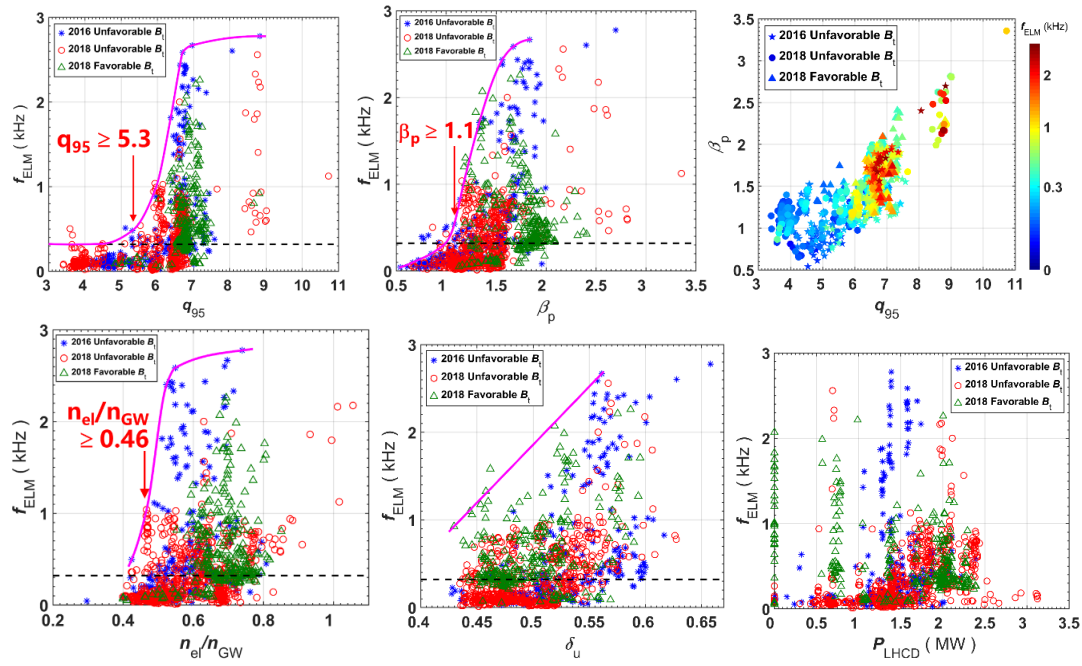


Fig.13

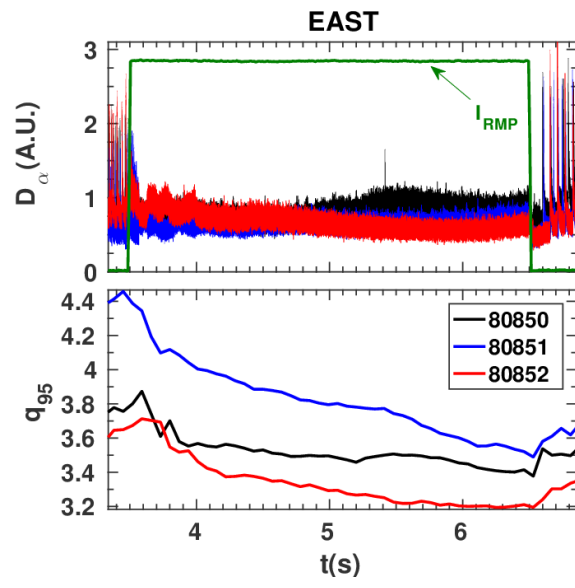


Fig.14

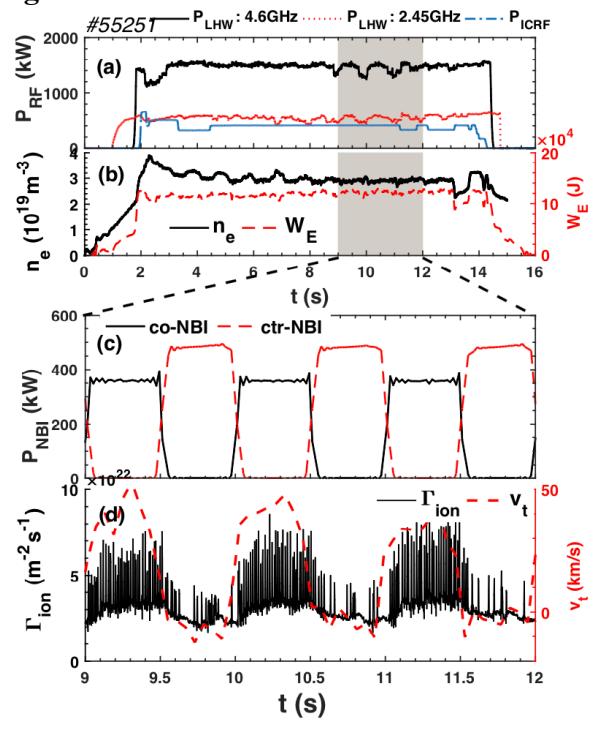


Fig.15

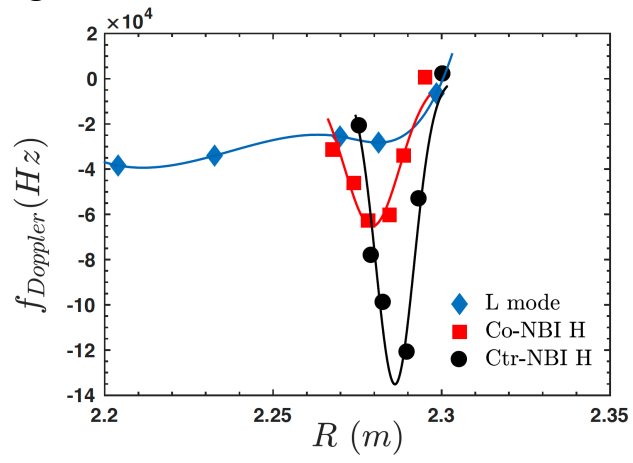


Fig.16

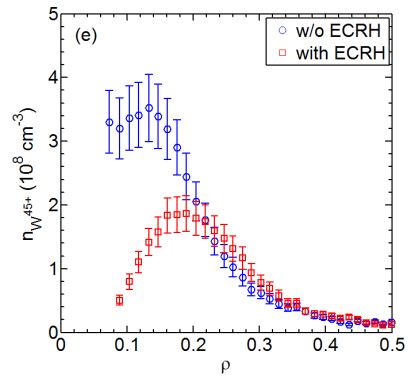
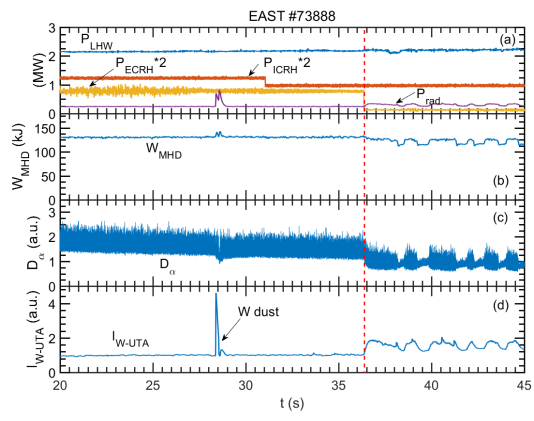


Fig.17

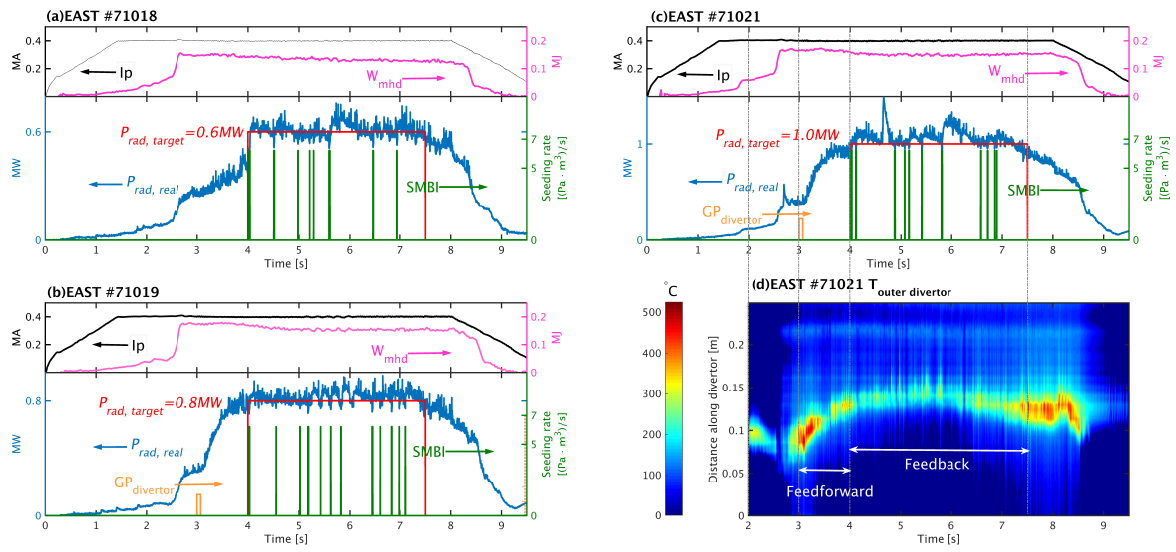


Fig. 18




Fig.19

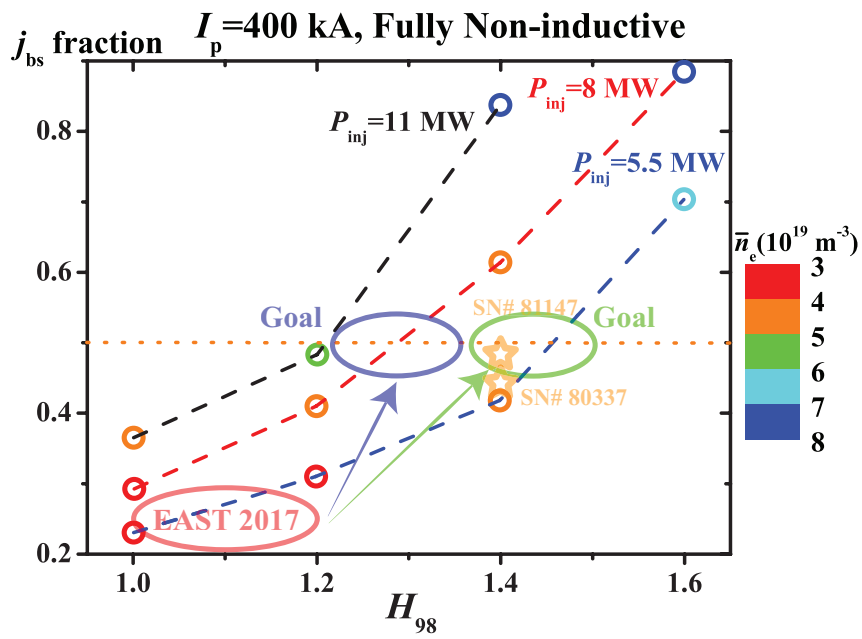


Fig. 20

