






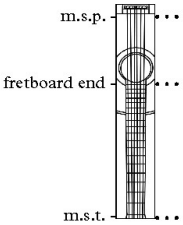







# Las mariposas del recuerdo

for solo guitar  
(2018)

Jaime Belmonte

Performance instructions:

	<p>Long fermata. Normal fermata. Short fermata.</p>	<p><i>p i m a</i></p>	<p><i>p</i>: thumb (right hand). <i>i</i>: index finger (right hand). <i>m</i>: middle finger (right hand). <i>a</i>: ring finger (right hand).</p>
<p>1 2 3 4</p>	<p>1: index finger (left hand). 2: middle finger (left hand). 3: ring finger (left hand). 4: little finger (left hand).</p>		<p>Pluck/rub with the nail(s).</p>
	<p>Pluck/rub with the fingertip(s).</p>		<p>Rub with the palm of the hand.</p>
<p>r.h. l.h.</p>	<p>r.h.: Right hand l.h.: Left hand</p>		<p>String numbers from highest to lowest.</p>
	<p>Rising degree of overpressure with the right hand.</p>		<p>Bartók pizzicato.</p>
	<p>Guitar clef: The horizontal axis shows the temporal dimension and the vertical axis shows the position in the guitar. A continuous line indicates a continuous sound rubbing the string.</p>		<p>The line crossing the beams means as fast as possible.</p>
<p>s.p. m.s.p. s.t. m.s.t.</p>	<p>s.p.: sul ponticello. m.s.p.: molto sul ponticello. s.t.: sul tasto. m.s.t.: molto sul tasto.</p>	<p>Harm.----  A.H.----- </p>	<p>Harm.: Natural harmonic. A.H.: Artificial harmonic (octave).</p>
	<p>The natural harmonics are written with the open string in diamond noteheads, the fret number and the resulting pitch in parentheses.</p>		<p>The artificial (octave) harmonics are written with the position of the stopped string in diamond noteheads and the resulting pitch in parentheses.</p>
	<p>A black and white diamond notehead indicates a lesser degree of pressure in the left hand in order to get a buzzing sound (half-harmonic pressure).</p>		<p>A white diamond notehead without the resulting pitch indicates an even lesser degree of pressure in the left hand, similar to the pressure used in the harmonics but without any resulting pitch. The string should be damped if necessary to avoid a clear pitch.</p>

# Las mariposas del recuerdo

commissioned by Jesús Ortega Martínez  
dedicated to Manuel Montiel Guirado

Jaime Belmonte

## Estremamente flessibile

♩ = ca. 56

Diagram: m.s.p., fretboard end, m.s.t., 6, p, i, fret noise

Staff: s.p., ff, fff

Diagram: Harm., 5, 4, 12, 4, 6, p, i, fret noise

Staff: p, ppp, pp, ff, s.p., ff, fff

Diagram: Harm., 5, 4, 12, 4, 6, p, i, fret noise

Staff: p, ppp, pp, f, s.p., ff, mf

Diagram: Harm, A.H., Harm, A.H., 7, 7, 5, 4, 6, p, i

Staff: p, ppp, p, f, s.p., f, mp, ff

Diagram: A.H., Harm., A.H., Harm., 5, 4, 5, 4

Staff: p, f, mp, ff, p, (•) sempre

A.H. | Harm.-----|

s.p.

*p* *mf* *mf* *f* *p*

4. 7. 12. 4. 12. 4. 12. 4.

Harm.-----| A.H.---|

Harm.---| A.H.---|

*mf* *p* *p* *f* *p*

7. 7. 5. 4.

A.H. |

Harm.-----|

*mf* *p* *mf* *p* *mf*

4. 4. 5.

Harm.---| A.H.-----| Harm.---| A.H.---| Harm.---|

A.H.-----|

A.H.-----|

*pp* *mp* *pp* *mp* *pp*

5. 4. 5. 4. 7. 5. 4.

Harm.---| A.H.-----|

Harm.---|

*mp* *pp* *mf* *p* *ppp* *mp* *pp*

5. 4. 7. 7. 7.

Harm.---|

Harm.---| A.H.---|

*ppp* *p* *ppp* *sempre ppp*

4. 12. 4. 4. 7. 7.

fret 7

1. h. ①②③④

m.s.t.

i	
m	

m.s.p.

m.s.t.

2

3

(r.h.)

(l.h.)

*mp*   *pp*   *mp*   *pp*

5

4

5

6

4

5

4

6

6

4

*sempre pp*

(r.h.)

2

4

6

5

3

p	
i	
m	
a	

6

6

5

2

3

6

4

Harm.---|

(8<sup>va</sup>)

(•)

(•)

*ppp*

1	
2	
3	
4	

l.

h.

4

3

1

5

2

6

5

1

4

2

4

5

6

5

l. h.

r. h.

ca. 12s

*ppp*

*fff*

*sffz*

A.H.--|

ca. 10s

*p*

A.H.|

*sffz*

Harm.-|

A.H.--|

ca. 9s

*p*

A.H.----|

A.H.|

*sempre pp fluido leggerissimo*

4

A.H.--|

A.H.--|

A.H.--| Harm.↓

Musical staff 1: Treble clef, key signature of one sharp (F#). The staff contains a melodic line with various intervals and a bass line with chords. A fermata is placed over a chord in the bass line.

Harm.↓

A.H.↓

A.H.--|

A.H.↓

Musical staff 2: Treble clef, key signature of one sharp. The staff features a melodic line with a trill and a bass line with chords. A fermata is placed over a chord in the bass line.

A.H.↓

A.H.↓

A.H.↓

Harm.↓ A.H.↓

A.H.↓

*poco a poco cresc.*

Musical staff 3: Treble clef, key signature of one sharp. The staff contains a melodic line with a triplet and a bass line with chords. A fermata is placed over a chord in the bass line.

Harm.↓

Harm.↓

Harm.↓

Musical staff 4: Treble clef, key signature of one sharp. The staff contains a melodic line with a triplet and a bass line with chords. A fermata is placed over a chord in the bass line.

Harm.--|

Harm.↓

Harm.↓

*molto cresc.*

Musical staff 5: Treble clef, key signature of one sharp. The staff contains a melodic line with a triplet and a bass line with chords. A fermata is placed over a chord in the bass line.

Musical staff 6: Treble clef, key signature of one sharp. The staff contains a melodic line with a triplet and a bass line with chords. A fermata is placed over a chord in the bass line.

*sempre ff*

Musical staff 7: Treble clef, key signature of one sharp. The staff contains a melodic line with a triplet and a bass line with chords. A fermata is placed over a chord in the bass line.

*fff*

*poco a poco sul tasto*

Musical staff 8: Treble clef, key signature of one sharp. The staff contains a melodic line with a triplet and a bass line with chords. A fermata is placed over a chord in the bass line.