

# Lawrence Berkeley National Laboratory

## LBL Publications

### Title

Single and Double Electron Capture by 7.2- to 181-keV  $3\text{He}^{++}$  Ions in He

### Permalink

<https://escholarship.org/uc/item/6cf699j5>

### Authors

Berkner, Klaus H  
Pyle, Robert V  
Stearns, J Warren  
[et al.](#)

### Publication Date

1967-10-01

### Copyright Information

This work is made available under the terms of a Creative Commons Attribution License, available at <https://creativecommons.org/licenses/by/4.0/>

*cf. 2*

# University of California Ernest O. Lawrence Radiation Laboratory

SINGLE AND DOUBLE ELECTRON CAPTURE  
BY 7.2- TO 181-keV  $^3\text{He}^{++}$  IONS IN He

Klaus H. Berkner, Robert V. Pyle,  
J. Warren Stearns, and John C. Warren

October 18, 1967

RECEIVED  
ERNEST O. LAWRENCE  
RADIATION LABORATORY

LIBRARY AND  
DOCUMENTS SECT

**TWO-WEEK LOAN COPY**  
*This is a Library Circulating Copy  
which may be borrowed for two weeks.  
For a personal retention copy, call  
Tech. Info. Division, Ext. 5545*

*UCRL-17650 Rev.  
cf. 2*

## **DISCLAIMER**

This document was prepared as an account of work sponsored by the United States Government. While this document is believed to contain correct information, neither the United States Government nor any agency thereof, nor the Regents of the University of California, nor any of their employees, makes any warranty, express or implied, or assumes any legal responsibility for the accuracy, completeness, or usefulness of any information, apparatus, product, or process disclosed, or represents that its use would not infringe privately owned rights. Reference herein to any specific commercial product, process, or service by its trade name, trademark, manufacturer, or otherwise, does not necessarily constitute or imply its endorsement, recommendation, or favoring by the United States Government or any agency thereof, or the Regents of the University of California. The views and opinions of authors expressed herein do not necessarily state or reflect those of the United States Government or any agency thereof or the Regents of the University of California.

Submitted to Physical Review

UCRL-17650 Rev.  
Preprint

UNIVERSITY OF CALIFORNIA  
Lawrence Radiation Laboratory  
Berkeley, California

AEC Contract No. W-7405-eng-48

SINGLE AND DOUBLE ELECTRON CAPTURE  
BY 7.2- TO 181-keV  ${}^3\text{He}^{++}$  IONS IN He

Klaus H. Berkner, Robert V. Pyle,  
J. Warren Stearns, and John C. Warren

October 18, 1967

SINGLE AND DOUBLE ELECTRON CAPTURE  
BY 7.2- TO 181-keV  ${}^3\text{He}^{++}$  IONS IN He \*

Klaus H. Berkner, Robert V. Pyle, J. Warren Stearns,  
and John C. Warren

Lawrence Radiation Laboratory  
University of California  
Berkeley, California

October 18, 1967

ABSTRACT

The cross sections  $\sigma_{21}$  and  $\sigma_{20}$  for single and double electron capture of  ${}^3\text{He}^{++}$  ions with energies between 7.2 and 181 keV have been measured in thin targets of He. Our results join quite smoothly to other measurements at higher and lower energies. There is good agreement with the calculations of Ferguson and Moiseiwitsch and those of Fulton and Mittleman for double electron capture.

## INTRODUCTION

The total cross section for double electron capture by  $\text{He}^{++}$  in He has been investigated in several theoretical papers.<sup>1-6</sup> Measurements to test these calculations have been available only for energies greater than 38 keV/nucleon.<sup>7-9</sup>

Single electron total capture probabilities in He have received less theoretical attention.<sup>6,10</sup> However, the experimental coverage is a little broader: measurements have been reported for energies from 0.25 to 2 keV/nucleon<sup>11</sup> and for energies above 38 keV/nucleon.<sup>7,8,12</sup> Some of these results do not agree within their experimental uncertainties.

We have measured the cross sections  $\sigma_{21}$  and  $\sigma_{20}$  for the capture of one and two electrons respectively by  ${}^3\text{He}^{++}$  passing through He in the energy range 2.4 to 60 keV/nucleon, and compare our results with published measurements and calculations.

In addition to the total-cross-section measurements summarized in this paper, differential cross sections for large angle deflections<sup>13</sup> and equilibrium fractions<sup>14</sup> have been reported for the energy range considered here. However, it is not possible to deduce total capture cross sections from them.

## APPARATUS AND PROCEDURE

The apparatus and method of measurement were identical to those described in the preceding paper.<sup>15</sup> A momentum-analyzed beam of  ${}^3\text{He}^{++}$  ions passed through a 9.5-cm-long gas cell, and the increase in population of the  $\text{He}^+$  and  $\text{He}^0$  components was measured as a function of the pressure in the target. At each energy, approximately ten different measurements were made at various pressures, from background ( $< 10^{-5}$  torr)

to about  $3 \times 10^{-3}$  torr.

#### DATA REDUCTION

The method of data reduction was similar to that described in the preceding paper (Ref. 15). At our lowest energy the cross section  $\sigma_{10}$  for the capture of one electron by  $\text{He}^+$  is five times  $\sigma_{20}$  and ten times  $\sigma_{21}$ .<sup>16</sup> Because this cross section is so large the  $\sigma_{10}$  corrections at the low energies were somewhat larger than those of the nitrogen target. The  $\sigma_{10}$  correction amounted to 45% in  $F_1$  and 15% in  $F_0$  for the highest pressure in the worst case (7.2-keV  $^3\text{He}^{++}$ ). The effect on the uncertainty in the cross sections we report here is not very large, however. A 10% uncertainty in  $\sigma_{10}$ <sup>16</sup> propagated through our analysis turns out to give a 4% uncertainty in  $\sigma_{21}$  and a 1.5% uncertainty in  $\sigma_{20}$  for this case.

At high energies, the  $\sigma_{01}$  corrections are largest; however, they never exceeded 0.5% in  $F_1$  and 2% in  $F_0$  at the highest pressure for the worst case (181-keV  $^3\text{He}^{++}$ ). The ambiguity in the cross section  $\sigma_{01}$  for electron loss by helium atoms which arises because of metastable atoms (see comments in Ref. 15) seems to be less for a He target than for a  $\text{N}_2$  target.<sup>17</sup> Our results are very insensitive to this cross section, for we find that an uncertainty of 100% in  $\sigma_{01}$  would, at worst, change our value of  $\sigma_{21}$  by 1% and  $\sigma_{20}$  by 1.5%.

For the helium target at low energies, there was a relatively high  $\text{He}^+$  background which, for the thickest target used, sometimes was as large as 20% of our  $\text{He}^+$  yield. This background, which is attributed to the relatively large  $\sigma_{21}$  in the residual air in the drift sections, increases the uncertainty of our low-energy measurements.

## RESULTS AND DISCUSSION

The results for  $\sigma_{21}$  and  $\sigma_{20}$  in He are listed in Table I. To facilitate comparison with other measurements our results are also shown in Fig. 1, where we have chosen the abscissa to be the energy of  $^4\text{He}$  ions of the same velocity as the  $^3\text{He}$  ions used in our experiment. Our cross sections connect smoothly with the high-energy results of Pivovar et al.<sup>8</sup> and Nikolaev et al.<sup>9,12</sup> and, within the experimental uncertainties, with the low-energy  $\sigma_{21}$  measurements of Hertel and Koski.<sup>11</sup> The measurements of Allison,<sup>7</sup> on the other hand, are approximately one-half ours.<sup>18</sup> The cross section for two-electron capture decreases monotonically with increasing energy, whereas that for one-electron capture has a maximum at a  $^4\text{He}^{++}$  energy of about 150 keV. These general characteristics are as expected for resonant and nonresonant charge transfer.

In Figs. 2 and 3 we represent experimental results by a dashed line and compare these with available theoretical calculations. All theoretical results shown are for capture into the ground state, whereas the measurements include capture into all states. This implies that the experimental results should lie somewhat above theory.

One-electron capture is shown in Fig. 2. The Brinkman-Kramers calculation (B-K) is a first Born approximation considering only the interaction of the incoming nucleus and the electrons of the target.<sup>10</sup> It is a high-energy theory, and one does not expect good agreement with experiment at low energies. The curve labeled F-Mi is the result of a three-atomic-state approximation by Fulton and Mittleman<sup>6</sup> and is applicable in this energy range. This theory yields a maximum in the cross section near the energy of the experimentally observed maximum, but the magnitude



of the cross section is only one-fourth the measured value.

The results of theoretical calculations for double electron capture are shown in Fig. 3. The methods used for these calculations may be divided into three categories: (1) Calculations that use the Born approximation (but are philosophically different) by Gerasimenko and Rosentsveig<sup>1</sup> (G-R) and by Fulton and Mittleman<sup>5</sup> (F-Mi III, F-Mi IV); (2) the impact parameter method, with an approximate solution by Betts and Jackson<sup>2</sup> (B-J) and a more complete calculation by Ferguson and Moiseiwitsch<sup>3</sup> (F-M); and (3) the method of perturbed stationary states by Basu, Mukherjee, and Sil<sup>4</sup> (BMS), who neglected the translational motion that the electrons have because they are attached to a moving nucleus, and by Fulton and Mittleman<sup>6</sup> (F-Mi I, F-Mi II) who included this motion. The two results F-Mi I and F-Mi II arise from different approximations that have been made because the exact wave functions for the helium atom are not known. Each curve is drawn over an energy range that the respective authors have suggested as the region of validity for their calculations.

Our results are in good agreement with the calculations of Ferguson and Moiseiwitsch (F-M) and those of Fulton and Mittleman (F-Mi II).

It is interesting to note that the curves F-Mi of Fig. 2 and F-Mi III of Fig. 3 result from the same type of calculation, yet the  $\sigma_{21}$  measurements do not agree as well with this theory as the  $\sigma_{20}$  measurements.

#### ACKNOWLEDGMENTS

We wish to thank Dr. C. M. Van Atta for his support of this research and are grateful to Dr. M. H. Mittleman for helpful discussions regarding the theoretical aspects of this problem. V. J. Honey provided invaluable assistance in building and maintaining much of the electronic equipment.

Table I. Measured cross sections for one-electron ( $\sigma_{21}$ ) and two-electron ( $\sigma_{20}$ ) capture by  ${}^3\text{He}^{++}$  in He (in units of  $10^{-16}$  cm<sup>2</sup>/atoms).

| ${}^3\text{He}^{++}$ Energy<br>(keV) | $\sigma_{21}$ | $\sigma_{20}$ |
|--------------------------------------|---------------|---------------|
| 7.2                                  | 0.49 ± 0.10   | 1.7 ± 0.25    |
| 12                                   | 0.59 ± 0.10   | 1.8 ± 0.25    |
| 16                                   | 0.69 ± 0.12   | 1.8 ± 0.25    |
| 30                                   | 1.4 ± 0.2     | 1.7 ± 0.25    |
| 38                                   | 1.7 ± 0.2     | 1.4 ± 0.2     |
| 66                                   | 2.8 ± 0.3     | 1.3 ± 0.2     |
| 94                                   | 3.2 ± 0.4     | 1.2 ± 0.2     |
| 116                                  | 3.2 ± 0.3     | 1.0 ± 0.15    |
| 154                                  | 3.2 ± 0.3     | 0.77 ± 0.12   |
| 181                                  | 3.0 ± 0.3     | 0.65 ± 0.10   |

## FOOTNOTES AND REFERENCES

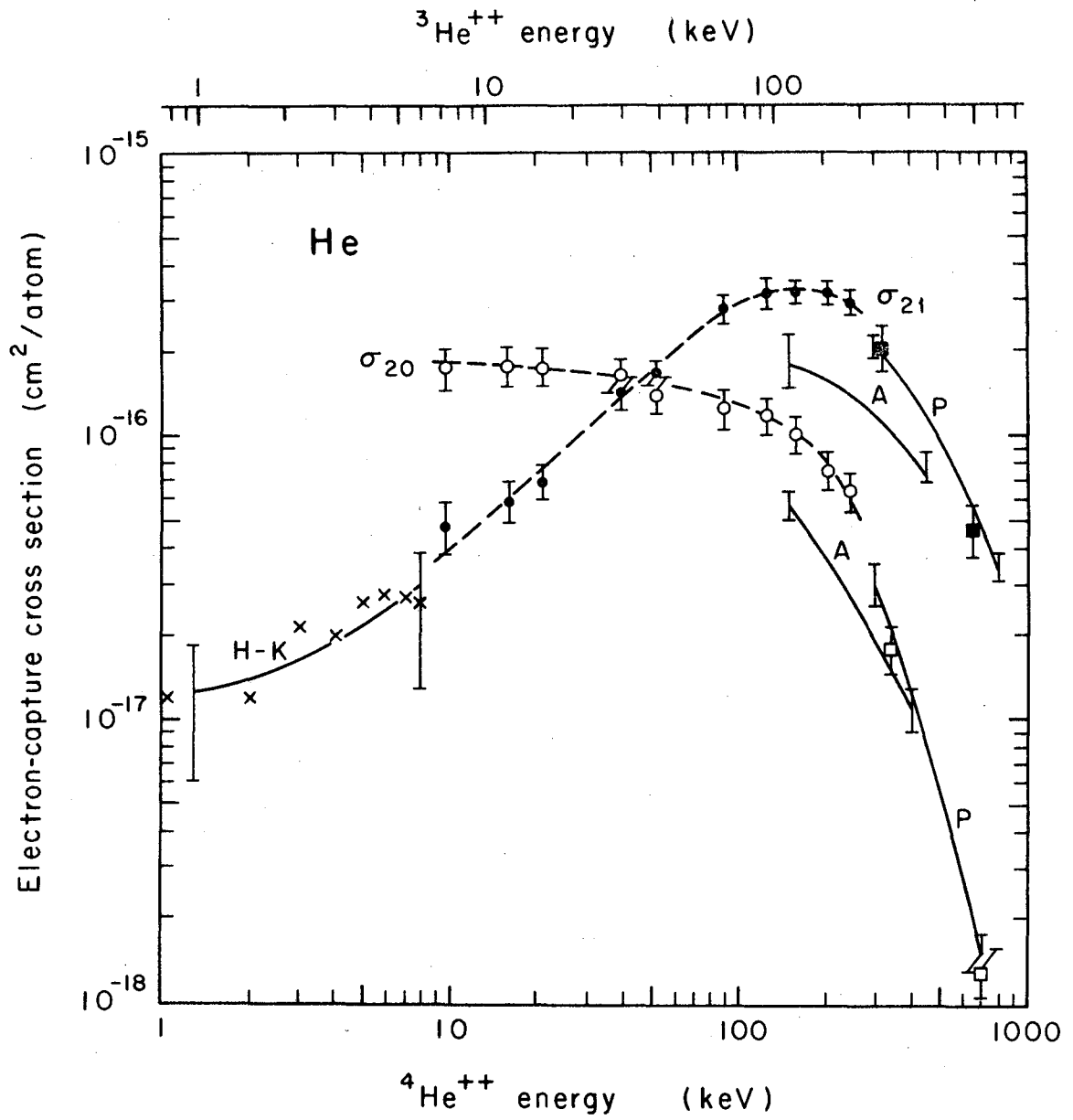
\* This work was done under the auspices of the U. S. Atomic Energy Commission.

1. V. I. Gerasimenko and L. N. Rosentsveig, Soviet Phys.-JETP 4, 509 (1957) [Zh. Eksperim. i Teor. Fiz. 31, 684 (1957)].
2. D. D. Betts and J. D. Jackson, Phys. Rev. 98, 1149 (1955).
3. A. F. Ferguson and B. L. Moiseiwitsch, Proc. Phys. Soc. (London) 74, 457 (1959).
4. D. Basu, S. C. Mukherjee, and N. C. Sil, in Atomic Collision Processes, M. R. C. McDowell, Ed. (North-Holland Publishing Co., Amsterdam, 1964), p. 769.
5. M. J. Fulton and M. H. Mittleman, Phys. Rev. 138, A667 (1965).
6. M. J. Fulton and M. H. Mittleman, Proc. Phys. Soc. (London) 87, 669 (1966).
7. S. K. Allison, Phys. Rev. 109, 76 (1958).
8. L. I. Pivovarov, M. T. Novikov, and V. M. Tubaev, Soviet Phys.-JETP 15, 1035 (1962) [Zh. Eksperim. i Teor. Fiz. 42, 1490 (1962)].
9. V. S. Nikolaev, L. N. Fateeva, I. S. Dmitriev, and Ya. A. Teplova, Soviet Phys.-JETP 14, 67 (1962) [Zh. Eksperim. i Teor. Fiz. 41, 89 (1961)].
10. H. C. Brinkman and H. A. Kramers, Proc. Acad. Sci. Amsterdam 33, 973 (1930). We have used a value of 1.69 for the effective nuclear charge of the target atom.
11. G. R. Hertel and W. S. Koski, J. Chem. Phys. 40, 3452 (1964).
12. V. S. Nikolaev, I. S. Dmitriev, L. N. Fateeva, and Ya. A. Teplova, Soviet Phys.-JETP 13, 695 (1961) [Zh. Eksperim. i Teor. Fiz. 40, 989 (1961)].

13. See, for example, W. C. Keever and E. Everhart, Phys. Rev. 150, 43 (1966).
14. See, for example, W. Meckbach and I. B. Nemirovsky, Phys. Rev. 153, 13 (1967).
15. J. W. Stearns, K. H. Berkner, V. J. Honey, and R. V. Pyle, Lawrence Radiation Laboratory Report UCRL-17493 Rev. Oct. 18, 1967; submitted to Phys. Rev.
16. C. F. Barnett and P. M. Stier, Phys. Rev. 109, 385 (1958).
17. A. B. Wittkower, G. Levy, and H. B. Gilbody, Proc. Phys. Soc. (London) 90, 581 (1967).
18. It is interesting to note that Allison's cross sections were deduced from equilibrium fractions (i.e., thick targets), whereas all the other measurements were for thin targets. Pivovar et al. in an earlier paper<sup>19</sup> also deduced  $\sigma_{21}$  from equilibrium fractions and obtained values that were lower than their thin-target measurements. In fact, these earlier results were only 20% larger than Allison's, a discrepancy covered by the experimental uncertainties. This discrepancy between thin- and thick-target measurements seems to be peculiar to helium; for a  $N_2$  target no difference is noticeable between thin- and thick-target measurements.
19. L. I. Pivovar, V. M. Tubaev, and M. T. Novikov, Soviet Phys.-JETP 14, 20 (1962) [Zh. Eksperim. i Teor. Fiz. 41, 26 (1961)].

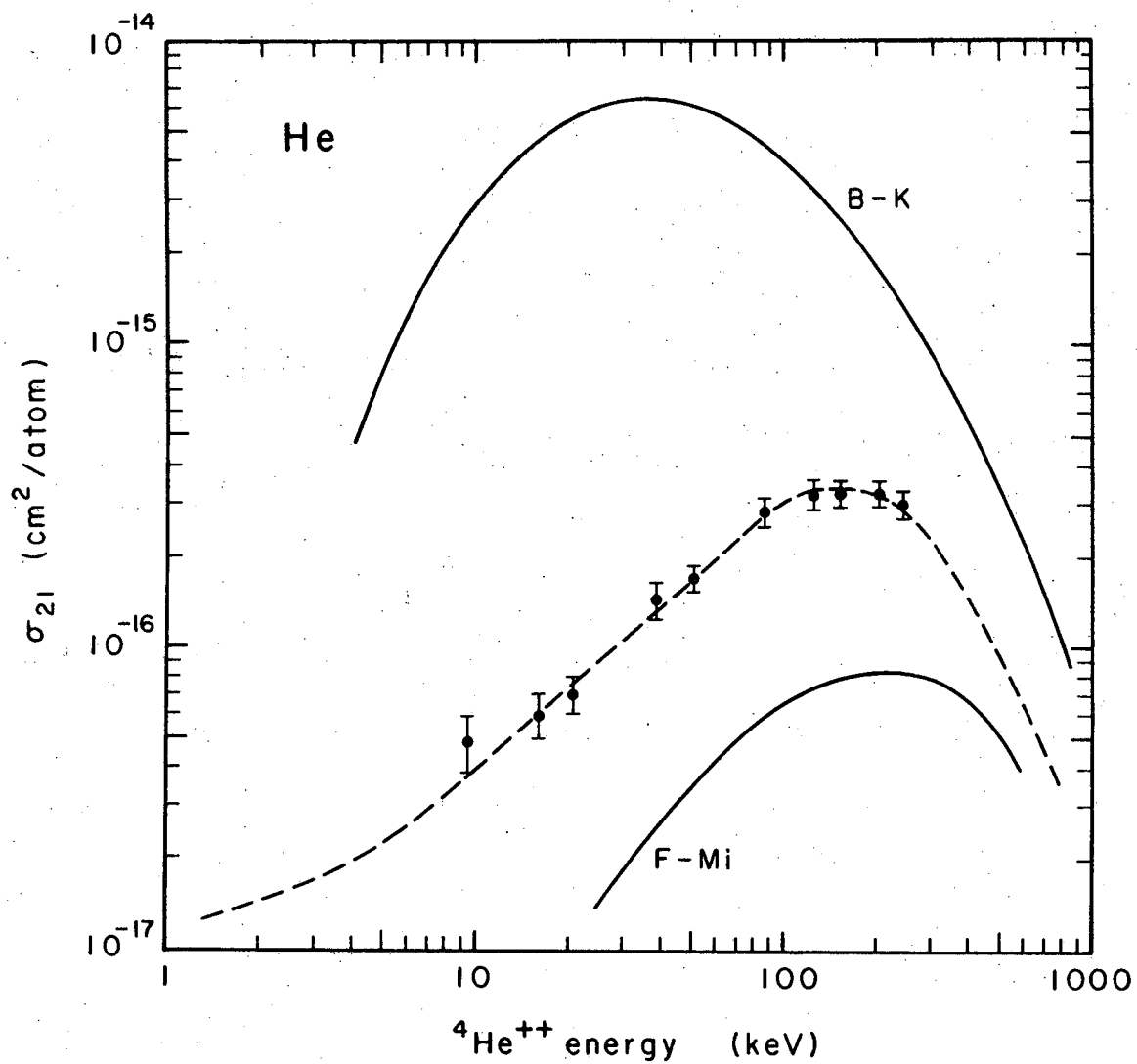
## FIGURE LEGENDS

- Fig. 1. Results of cross-section measurements for the capture of one ( $\sigma_{21}$ ) and two ( $\sigma_{20}$ ) electrons by helium nuclei in He:  $\bullet$ ,  $\circ$  this paper;  $\times$  and line marked H-K, Hertel and Koski (Ref. 11);  $\blacksquare$  Nikolaev et al. (Ref. 12);  $\square$  Nikolaev et al. (Ref. 9); the line marked A represents the results of Allison (Ref. 7); the line marked P, Pivovar et al. (Ref. 8).
- Fig. 2. Comparison of theory and experiment for  $\sigma_{21}$  in He. The dashed line summarizes the experimental results of Refs. 8, 11, 12, and ( $\bullet$ ) this paper. The theoretical predictions are: B-K, Brinkman and Kramers (Ref. 10), and F-Mi, Fulton and Mittleman (Ref. 6).
- Fig. 3. Comparison of theory and experiment for  $\sigma_{20}$  in He. The dashed line summarizes the experimental results of Refs. 8, 9, and ( $\circ$ ) this paper. The theoretical predictions are: B-J, Betts and Jackson (Ref. 2); BMS, Basu, Mukherjee, and Sil (Ref. 4); F-M, Ferguson and Moiseiwitsch (Ref. 3); F-Mi I and F-Mi II, Fulton and Mittleman (Ref. 6); F-Mi III and F-Mi IV, Fulton and Mittleman (Ref. 5); and G-R, Gerasimenko and Rosentsveig (Ref. 1).



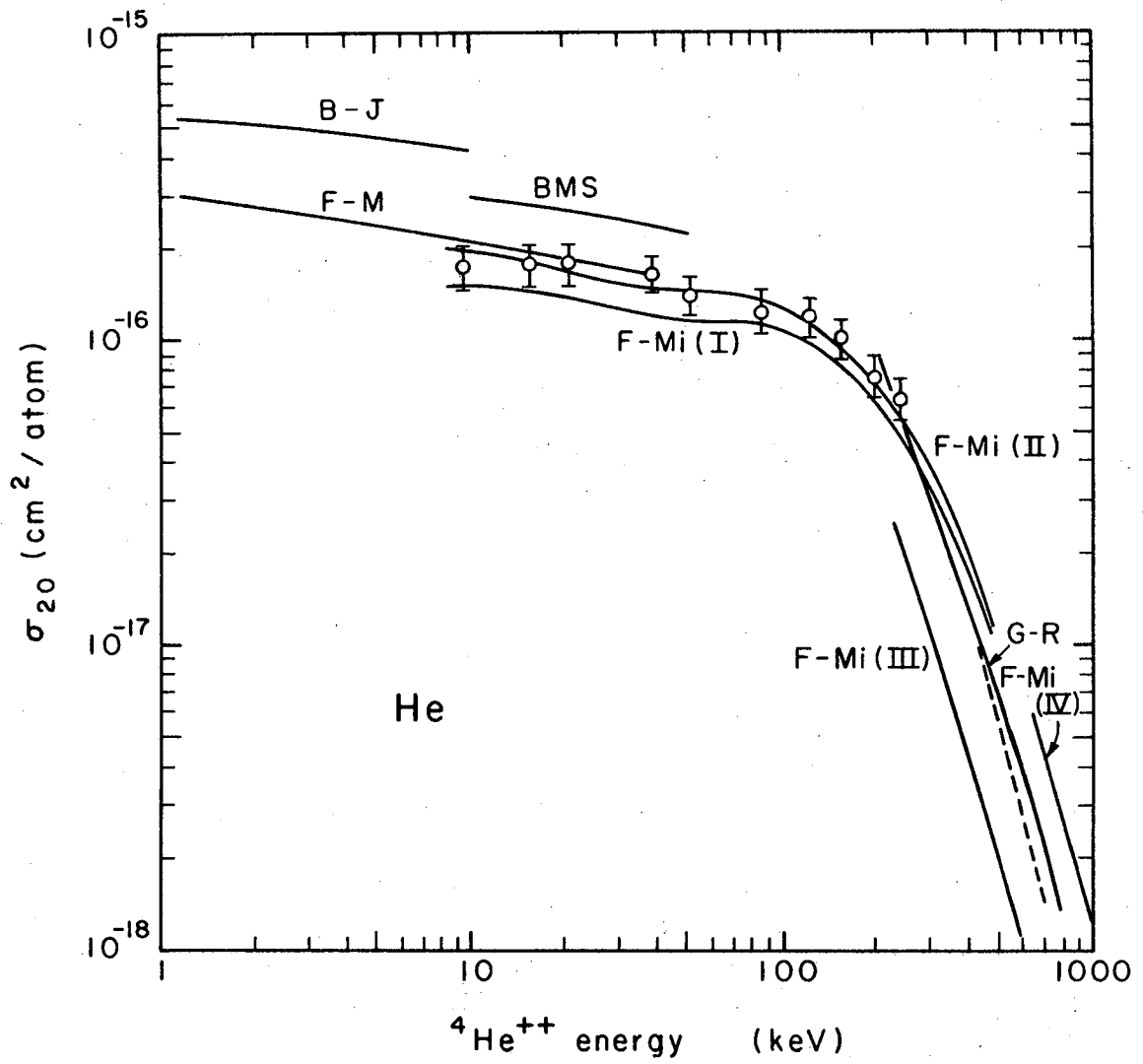
XBL678-3749

Fig. 1



XBL678-3750

Fig. 2



XBL678-3747-A

Fig. 3



This report was prepared as an account of Government sponsored work. Neither the United States, nor the Commission, nor any person acting on behalf of the Commission:

- A. Makes any warranty or representation, expressed or implied, with respect to the accuracy, completeness, or usefulness of the information contained in this report, or that the use of any information, apparatus, method, or process disclosed in this report may not infringe privately owned rights; or
- B. Assumes any liabilities with respect to the use of, or for damages resulting from the use of any information, apparatus, method, or process disclosed in this report.

As used in the above, "person acting on behalf of the Commission" includes any employee or contractor of the Commission, or employee of such contractor, to the extent that such employee or contractor of the Commission, or employee of such contractor prepares, disseminates, or provides access to, any information pursuant to his employment or contract with the Commission, or his employment with such contractor.

