

Lawrence Berkeley National Laboratory

Recent Work

Title

ANGULAR DISTRIBUTIONS OF GAMMA RAYS BUTTED IN ^{197}Au ($p > 2n$) $^{19}\text{D}\text{Hg}$ AND $^{197}\text{Au}(\text{M})^{197}\text{Au}$ REACTIONS

Permalink

<https://escholarship.org/uc/item/6hx3d3xx>

Authors

Yamazaki, T.
Hendrie, D.L.

Publication Date

1966-07-01

UCRL-16987

University of California
Ernest O. Lawrence
Radiation Laboratory

ANGULAR DISTRIBUTIONS OF GAMMA RAYS EMITTED IN
 $^{197}\text{Au}(p, 2n)^{196}\text{Hg}$ AND $^{197}\text{Au}(p, 4n)^{194}\text{Hg}$ REACTIONS

TWO-WEEK LOAN COPY

*This is a Library Circulating Copy
which may be borrowed for two weeks.
For a personal retention copy, call
Tech. Info. Division, Ext. 5545*

Berkeley, California

DISCLAIMER

This document was prepared as an account of work sponsored by the United States Government. While this document is believed to contain correct information, neither the United States Government nor any agency thereof, nor the Regents of the University of California, nor any of their employees, makes any warranty, express or implied, or assumes any legal responsibility for the accuracy, completeness, or usefulness of any information, apparatus, product, or process disclosed, or represents that its use would not infringe privately owned rights. Reference herein to any specific commercial product, process, or service by its trade name, trademark, manufacturer, or otherwise, does not necessarily constitute or imply its endorsement, recommendation, or favoring by the United States Government or any agency thereof, or the Regents of the University of California. The views and opinions of authors expressed herein do not necessarily state or reflect those of the United States Government or any agency thereof or the Regents of the University of California.

International Conference on
Nuclear Physics
Gatlinburg, Tennessee,
September 12-17, 1966

UCRL-16987
Preprint

UNIVERSITY OF CALIFORNIA
Lawrence Radiation Laboratory
Berkeley, California

AEC Contract No. W-7405-eng-48

ANGULAR DISTRIBUTIONS OF GAMMA RAYS EMITTED IN
 $^{197}\text{Au}(p, 2n)^{196}\text{Hg}$ AND $^{197}\text{Au}(p, 4n)^{194}\text{Hg}$ REACTIONS

T. Yamazaki and D. L. Hendrie

July 1966

ANGULAR DISTRIBUTIONS OF GAMMA RAYS EMITTED IN
 $^{197}\text{Au}(p,2n)^{196}\text{Hg}$ AND $^{197}\text{Au}(p,4n)^{194}\text{Hg}$ REACTIONS[†]

T. Yamazaki and D. L. Hendrie

Lawrence Radiation Laboratory
University of California
Berkeley, California

July 1966

ABSTRACT

Study of angular distribution of gamma rays in $^{197}\text{Au}(p,2n)$ and $^{197}\text{Au}(p,4n)$ reactions has established levels of ^{196}Hg and ^{194}Hg and determined the level spins and transition multipolarities as follows (energy in keV):
425, 2+; 1035, 2+; 1060, 4+; 1755, 5-; 1785, 6+ in ^{196}Hg and 426, 2+; 1061, 4+;
1795, 6+; 1808, 5-; 1907, 7- in ^{194}Hg .

[†]Work performed under the auspices of the U. S. Atomic Energy Commission.

The angular distributions of gamma rays emitted in $^{197}\text{Au}(p,2n)^{196}\text{Hg}$ and $^{197}\text{Au}(p,4n)^{194}\text{Hg}$ were measured with use of lithium-drifted germanium detectors in the beam of the Berkeley 88" cyclotron.

The gamma-ray spectrum at $E_p = 12 \sim 16$ MeV revealed gamma rays in ^{196}Hg involving the 1_2^+ , 2_2^+ , 4^+ , 5^- , and 6^+ levels (see Fig. 1). The $0^+ - 1_2^+ - 4^+ - 5^-$ sequence was recently found by Petry, Naumann, and Evans¹ in the decay of ^{196m}Tl . The angular distributions are illustrated in Fig. 2 and also tabulated in Table I. All of these are consistently explained assuming the level scheme and spins and parities given in Fig. 1. The A_2 value of the $6^+ \rightarrow 4^+$ gamma ray is very large, being close to the average value ~ 0.3 observed in heavy ion induced reactions,² while those of other transitions decrease appreciably as the spin decreases because of many possible processes of population that gives rise to smearing out the alignment. The negative value of $A_2(695)$ uniquely assigns the $5^-(E1)4^+$ sequence. The present results agree with the anisotropy measurements on gamma rays and conversion electrons carried out by the Tokyo group.³ The gamma-ray spectrum at $E_p = 35$ MeV predominantly showed gamma rays of ^{194}Hg associated with the level scheme presented in Fig. 1. The 2^+ , 4^+ , 5^- , and 7^- levels were also studied by Petry, Naumann, and Evans from the decay of ^{194m}Tl . In Table II are shown A_2 values which were deduced from $I_\gamma(158^\circ)/I_\gamma(90^\circ)$ by assuming $A_4 = 0$. These values are consistent with the given level scheme.

Further experiments and analyses are in progress. It is apparent that study of angular distributions of gamma rays in nuclear reactions of this kind is a powerful tool to determine level spins and transition multipolarities.

REFERENCES

1. R. F. Petry, R. A. Naumann, and J. S. Evans, preprint, May 1966.
2. R. M. Diamond, E. Matthias, J. O. Newton and F. S. Stephens, UCRL-16889, May 1966.
3. H. Ejiri, M. Ishihara, M. Sakai, K. Katori, and T. Inamura, Phys. Letters 18, 314 (1965); INS-Report 94 to be published; H. Ejiri, M. Ishihara, K. Katori, and T. Inamura, private communication.

Table I. Angular distribution of gamma rays of ^{196}Hg emitted in $^{197}\text{Au}(p,2n)$ reaction at $E_p = 16$ MeV.

Transition	Energy (keV)	Angular distribution	
		A_2	A_4
$1_2^+ \rightarrow 0^+$ E2	425	0.073 ± 0.009	0.007 ± 0.014
$2_2^+ \rightarrow 1_2^+$ E2 + M1	610	0.068 ± 0.041	0.051 ± 0.063
$4^+ \rightarrow 1_2^+$ E2	635	0.121 ± 0.008	-0.003 ± 0.012
$5^- \rightarrow 4^+$ E1	695	-0.120 ± 0.011	0.004 ± 0.017
$6^+ \rightarrow 4^+$ E2	725	0.235 ± 0.056	-0.045 ± 0.085

Table II. Angular anisotropy of gamma rays of ^{194}Hg emitted in $^{197}\text{Au}(p,4n)$ reaction at $E_p = 35$ MeV.

Transition	Energy (keV)	$I_\gamma(158^\circ)/I_\gamma(90^\circ)$	A_2^a
$2^+ \rightarrow 0^+$ E2	426	1.24	0.14 ± 0.02
$4^+ \rightarrow 2^+$ E2	635	1.24	0.14 ± 0.02
$6^+ \rightarrow 4^+$ E2	734	1.51	0.25 ± 0.05
$5^- \rightarrow 4^+$ E1	747	0.86	-0.10 ± 0.03
$7^- \rightarrow 5^-$ E2	99	1.27	0.15 ± 0.02
$7^- \rightarrow 6^+$ E1	112	0.90	-0.07 ± 0.02

^aDeduced from $I_\gamma(158^\circ)/I_\gamma(90^\circ)$ by assuming $A_4 = 0$.

FIGURE CAPTIONS

Fig. 1. The levels and transitions of ^{194}Hg and ^{196}Hg populated in $^{197}\text{Au}(p, xn)$ reactions.

Fig. 2. Angular distributions of gamma rays of ^{196}Hg in $^{197}\text{Au}(p, 2n)^{196}\text{Hg}$ reaction at $E_p = 16$ MeV.

$^{197}\text{Au} (p, 4n) ^{194}\text{Hg}$

$^{197}\text{Au} (p, 2n) ^{196}\text{Hg}$

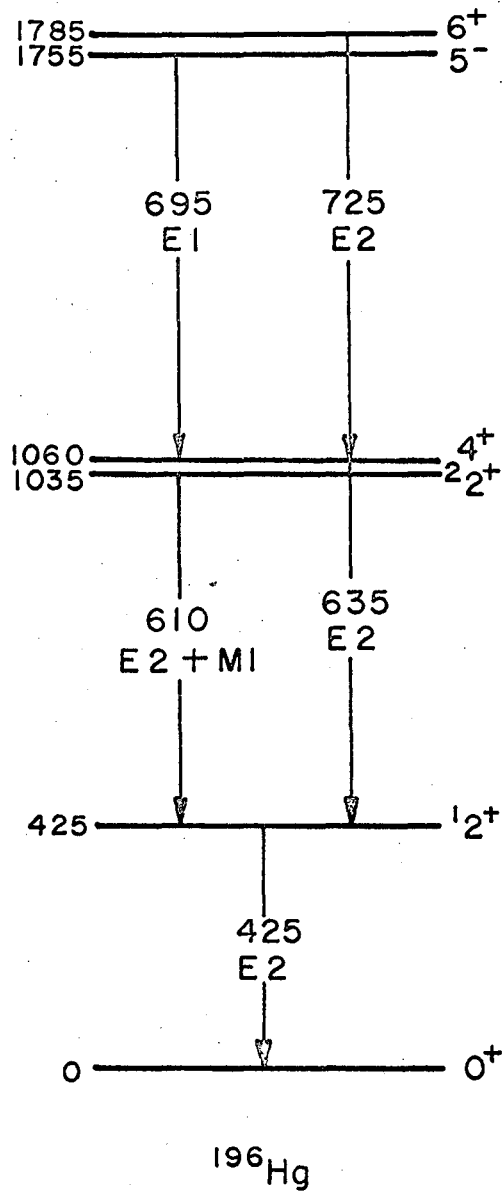
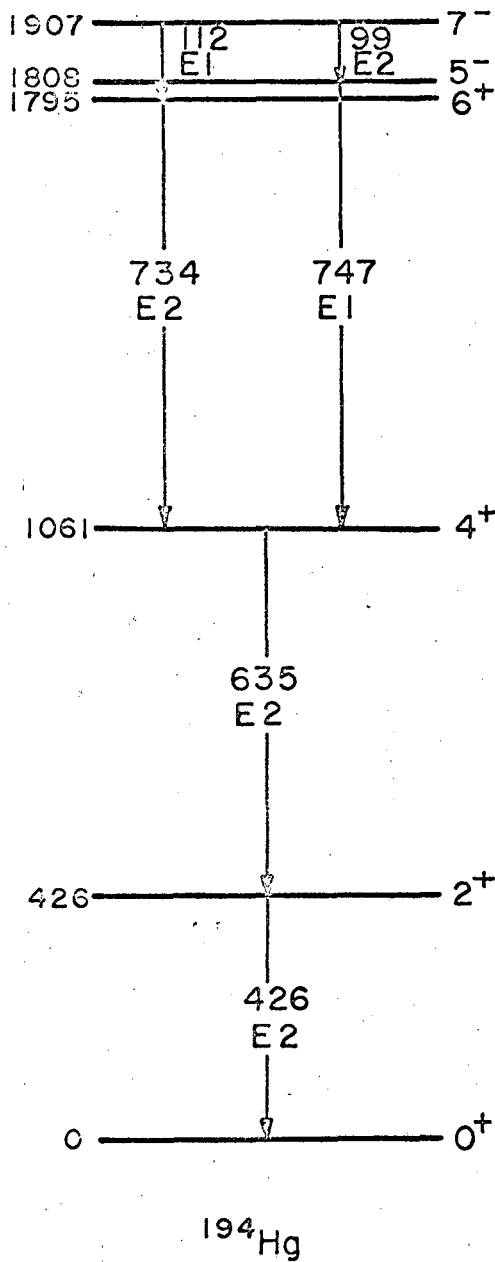


Fig. 1

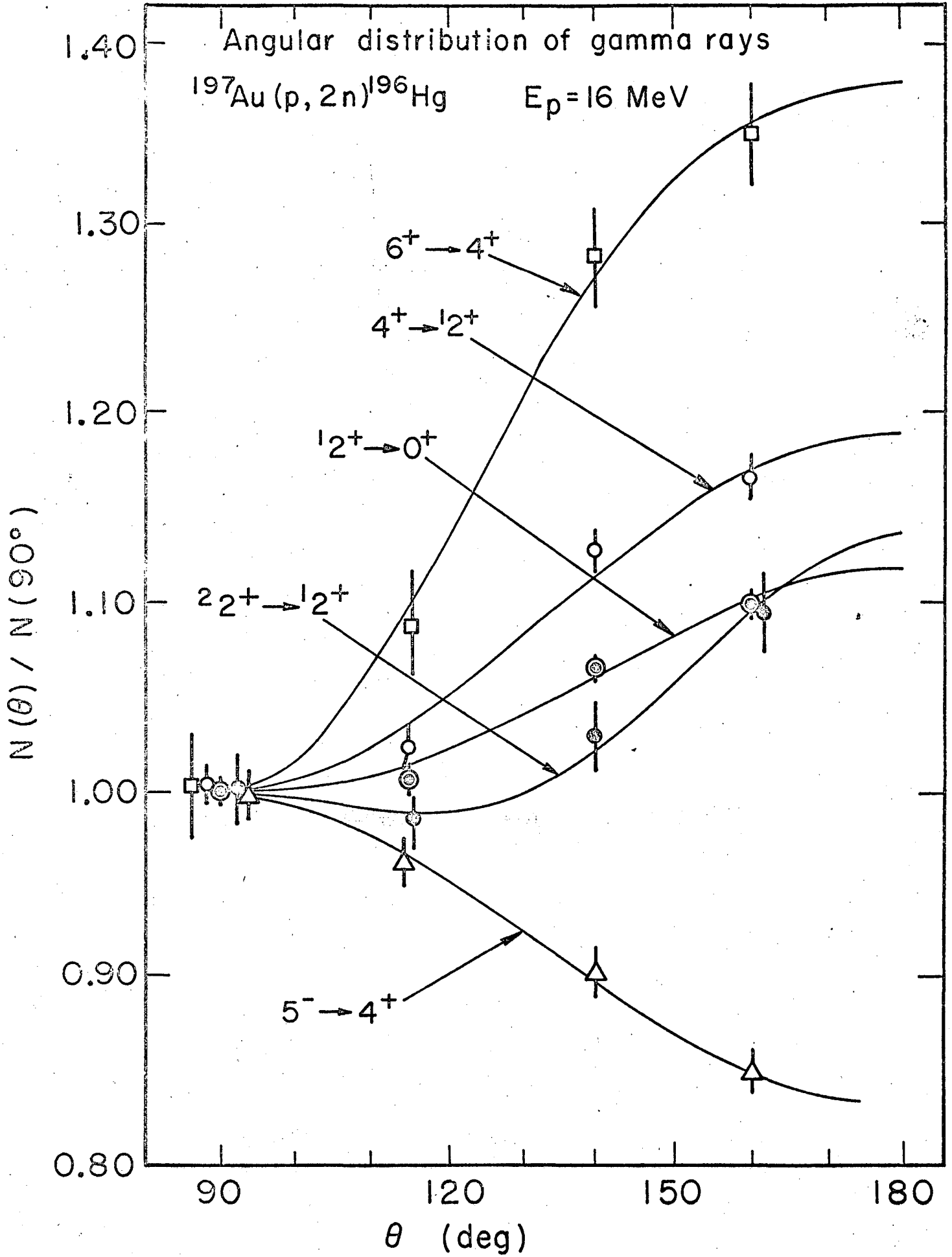


Fig. 2

This report was prepared as an account of Government sponsored work. Neither the United States, nor the Commission, nor any person acting on behalf of the Commission:

- A. Makes any warranty or representation, expressed or implied, with respect to the accuracy, completeness, or usefulness of the information contained in this report, or that the use of any information, apparatus, method, or process disclosed in this report may not infringe privately owned rights; or
- B. Assumes any liabilities with respect to the use of, or for damages resulting from the use of any information, apparatus, method, or process disclosed in this report.

As used in the above, "person acting on behalf of the Commission" includes any employee or contractor of the Commission, or employee of such contractor, to the extent that such employee or contractor of the Commission, or employee of such contractor prepares, disseminates, or provides access to, any information pursuant to his employment or contract with the Commission, or his employment with such contractor.

