

UC San Diego

UC San Diego Previously Published Works

Title

Author Correction: Identification of Exo1-Msh2 interaction motifs in DNA mismatch repair and new Msh2-binding partners

Permalink

<https://escholarship.org/uc/item/6jr0v88f>

Journal

Nature Structural & Molecular Biology, 26(12)

ISSN

1545-9993

Authors

Goellner, Eva M
Putnam, Christopher D
Graham, William J
[et al.](#)

Publication Date

2019-12-01

DOI


10.1038/s41594-019-0337-4

Copyright Information

This work is made available under the terms of a Creative Commons Attribution-NonCommercial-NoDerivatives License, available at <https://creativecommons.org/licenses/by-nc-nd/4.0/>

Peer reviewed

Author Correction: Identification of Exo1-Msh2 interaction motifs in DNA mismatch repair and new Msh2-binding partners

Eva M. Goellner, Christopher D. Putnam, William J. Graham V, Christine M. Rahal, Bin-Zhong Li and Richard D. Kolodner 

Correction to: *Nature Structural & Molecular Biology* <https://doi.org/10.1038/s41594-018-0092-y>, published online 30 July 2018.





In the version of this article initially published, some of the information in Supplementary Table 3 was incorrect. The correct Supplementary Table 3 is now provided online. The error has been corrected in the HTML version of the article.

Published online: 4 November 2019

<https://doi.org/10.1038/s41594-019-0337-4>

© The Author(s), under exclusive licence to Springer Nature America, Inc. 2019

Author Correction: G-tract RNA removes Polycomb repressive complex 2 from genes

Manuel Beltran, Manuel Tavares, Neil Justin, Garima Khandelwal, John Ambrose, Benjamin M. Foster, Kaylee B. Worlock, Andrey Tvardovskiy, Simone Kunzelmann, Javier Herrero , Till Bartke , Steven J. Gamblin, Jon R. Wilson  and Richard G. Jenner 

Correction to: *Nature Structural & Molecular Biology* <https://doi.org/10.1038/s41594-019-0293-z>, published online 23 September 2019.

In the version of this article initially published, Fig. 4 included some errors. In Fig. 4c, the color for the left bar in each set of three bars (green) was incorrect; the correct color is orange (H2AK119ub, as in key). In Fig. 4d, top row, the downward error bars for H3K27me3 in the top middle plot (*Fgf11* B) were incorrect; the correct s.d. in the negative direction is smaller for each. In Fig. 4d, bottom row, the far left downward error bar for HA-dCas9 in the left plot (*Fgf11* A) was incorrect; the correct s.d. in the negative direction is larger. The errors have been corrected in the HTML and PDF versions of the article.