UCLA
Contemporary Music Score Collection

Title
freeze-frame, or: the beauty myth

Permalink
https://escholarship.org/uc/item/6js117hd

Author
Castillo, José A.

Publication Date
2020

eScholarship.org Powered by the California Digital Library
University of California

freeze-frame, or: the beauty myth

for mixed ensemble and photoshoot

José A. Castillo

jacz

Camera shutter–*stutter*, flash, *click-ck* and *s-snap*. A cinematographic technique in which a single frame shows repeatedly, producing a static shot that resembles a still photograph. *freeze-frame, or: the beauty myth* is inspired by feminist literature, instagram clout-seekers, and social media algorithms. "The power of our unexpressed and unrecognized feeling" – A.L.

Instrumentation

2 Mallet Percussion (Vibraphone, Marimba)

String Trio (Violin, Viola, Cello)

Bass Clarinet

2 Actors ("Model"/Dancer, Photographer)

Performance

Stage directions are indicated but the actors are free to improvise and choreograph their performance within the suggestions or as desired. Both actors are encouraged to interact with their setting including other performers, each other, and their audience. A separate staff indicates stage directions, synchronized activity, and rhythmic cues. For example, the photographer is asked to capture a photograph (with flash lighting turned 'on') in synchronicity with the notated rhythms.

Additional props for staging are suggested and may include: studio photography backdrops or lighting kits/softboxes.

Approximate duration: 8 ′ 50 ″

Premiere in Austin, Texas on November 12, 2019, featuring
Sarah Jack ("Model"/Dancer) and Caleb S. Barnes (Photographer).

jacz

Score

freeze-frame, or: the beauty myth

for mixed ensemble and photoshoot

José A. Castillo



© 2019 José A. Castillo ("JACZ Music"), all rights reserved.


8
1.
Vib.
Mrb.
B. Cl.
Vln.
Vla.
Vc.
Stage
(2nd time only)
(1st time)
(2nd time)
sim.
Cont.


13
2.
with mallet handle
Vib.
Mrb.
B. Cl.
Vln.
Vla.
Vc.
Stage
agitato
Model & Photographer:
Photoshoot stops abruptly.
Both freeze in place.
(Dancer may begin solo dance.)
Photographer: Pace towards the ensemble, away from the model.
(Don't get too close to the ensemble yet. Observe from afar.)


Vib.
Mrb.
B. Cl.
Vln.
Vla.
Vc.
Stage
pp
f
ff espr.
sf
espr.
M.O.
col legno e saltando
pizz.
arco
gliss.
mp
col legno
sul ponticello
Photographer: Picture of ensemble from a distance.


21
Vib.
Mrb.
B. Cl.
Vln.
Vla.
Vc.
Stage
1.
2.
mp
cresc.
f
sf
p
pp
semplice
pizz. (2nd time)
arco
(2nd time)
f espr.
mf
Model: Solo dance (cont.)
Photographer: Photoshoot of ensemble ad lib.


27
31
(1st time only)
(Both times)
(2nd time only)
Vib.
mp
Mrb.
subito p
(2nd time cresc.)
B. Cl.
mp (2nd time: cresc., growl and ornament ad lib.)
mf bruscamente
Vln.
with egg shaker
p
Vla.
pizz.
Vc.
Stage
Model: Expand reach of dance to include full stage.
Photographer: From a distance, kneel and take 4-5 photographs of the bass clarinet.
Photographer: Approach the ensemble slowly. Take 8-12 photogtraphs of the bass clarinet.


Vib.
Mrb.
B. Cl.
Vln.
Vla.
Vc.
Stage
33
35
(1st time only)
(2nd time)
mf
cresc.
f
p
arco
pp
sf
Model/Dancer: With your choreography, increasingly mimic or mirror the ensemble's musical gestures.
Photographer: Distance yourself from the ensemble and take photographs of it from afar.


Vib.
Mrb.
B. Cl.
Vln.
Vla.
Vc.
Stage
38
mp cresc.
ff
fz cresc.
cresc.
f
sf
subito p
mp
ff
fz
pp
sf
ff
f espr.
3


Vib.
Mrb.
B. Cl.
Vln.
Vla.
Vc.
Stage
47
marcato
(mallet handle)
gliss.
giocoso
Model: grotesque, silent laughter; exaggerated.
Photographer: Take photograph of the ensemble.
Model: dance cont.


53 (4th time only)
Vib.
Mrb.
B. Cl.
Vln.
Vla.
Vc.
Stage
sfz
mp semplice
(tacet 1st time)
mp
(all 4 times)
mp
(tacet 1st time)
p
mf
with egg shaker
(tacet 1st time)
gliss.
gliss.
p
pizz.
(tacet 1st time)
mp
(tacet 1st, 2nd times)
mp
Photographer: Take photograph of the ensemble.
Photographer: Take photograph of the ensemble.
Model/Dancer: Reconvene with photographer and incorporate them into your solo dance; in a teasing manner
Photographer: Photoshoot of model ad lib.


4x
57
Vib.
(3rd & 4th time)
mf
Mrb.
(last time only)
pp
mf
B. Cl.
(all 4 times)
mf
p
Vln.
arco
pp
sf
f
p
Vla.
arco
mf
sf
f
p
Vc.
mf
sf
f
p
Stage
Model: dance cont.
Photographer: Distance yourself from model and view the ensemble from afar.


61
Vib.
Mrb.
B. Cl.
Vln.
Vla.
Vc.
Stage
(p, f)
sf
pp
f
ff
mf
p
1.
2.
(2nd time only)
arco
(play)
Model and Photographer:
Gradually reconvene where originally started.


67
Vib.
sfz
Mrb.
subito p
cresc.
B. Cl.
3
ff
pp
mp
Vln.
f
Vla.
Vc.
Stage


73
Vib.
Mrb.
B. Cl.
Vln.
Vla.
Vc.
Stage
Model: Pose ad lib.
Photographer: Take photos ad lib.


77
Vib.
Mrb.
B. Cl.
Vln.
Vla.
Vc.
Stage
cresc.
dim.
tr
2/4
6/4
4/4


84
Vib.
Mrb.
B. Cl.
Vln.
Vla.
Vc.
Stage
mp
sf
p < f > p
soli
sf furioso
Model: Posing cont.
Photographer: Observe model without taking photographs.
Photographer:
Take photograph of the ensemble.

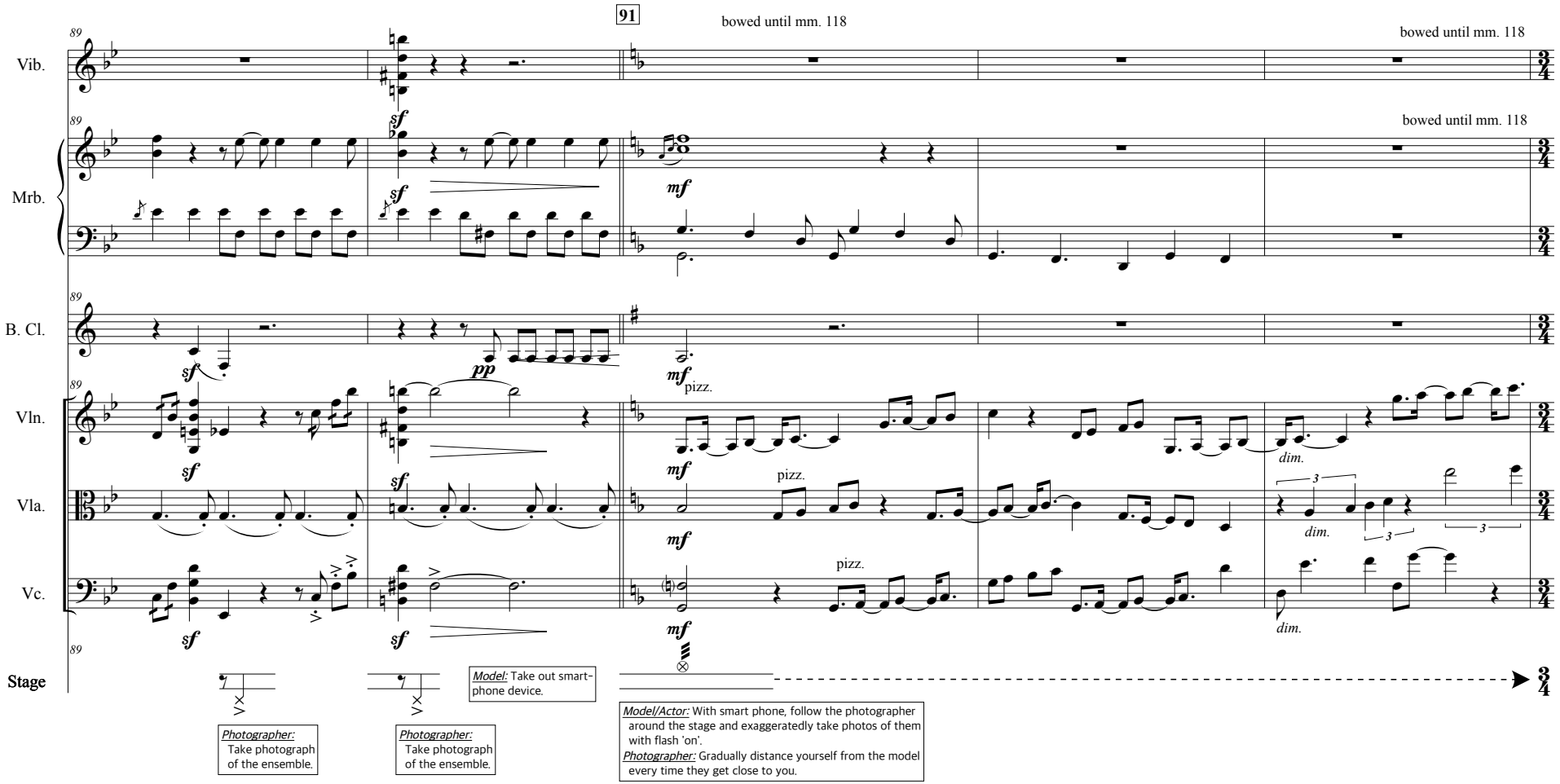
91
bowed until mm. 118
bowed until mm. 118
bowed until mm. 118
Vib.
Mrb.
B. Cl.
Vln.
Vla.
Vc.
Stage
pizz.
pizz.
pizz.
dim.
dim.
dim.
Photographer: Take photograph of the ensemble.
Photographer: Take photograph of the ensemble.
Model: Take out smart-phone device.
Model/Actor: With smart phone, follow the photographer around the stage and exaggeratedly take photos of them with flash 'on'.
Photographer: Gradually distance yourself from the model every time they get close to you.


98
Vib.
Mrb.
B. Cl.
Vln.
Vla.
Vc.
Stage
mf
mp
non-vibrato
Model & Photographer:
Freeze.
Model and Photographer:
Continue action.


Vib.
Mrb.
B. Cl.
Vln.
Vla.
Vc.
Stage
99
mf
cresc.
3
f
p
Model & Photographer:
Freeze.


105
Vib.
Mrb.
B. Cl.
Vln.
Vla.
Vc.
Stage
Model/Dancer: Pace around the stage and sporadically take selfies with phone.
Photographer: Exit stage left.


113
Vib.
Mrb.
B. Cl.
Vln.
Vla.
Vc.
Stage
109
p
cresc.
ff
3
3/4
6/4


poco rit.
Vib.
Mrb.
B. Cl.
Vln.
Vla.
Vc.
Stage
114
f espr.
sf
sfz
p
3


a tempo
120
119
Vib.
(Walk over to marimba's treble register)
Mrb.
Percussionist 1
(both: with butt of mallet handle)
Percussionist 2
mf
B. Cl.
f
p
Vln.
Vla.
Vc.
arco
pizz.
sfz
mp
Stage
Model/Dancer:
Resume dance.


124
Vib.
Mrb.
B. Cl.
Vln.
Vla.
Vc.
Stage
mf
fp
f
sfz
p


132
Vib.
Mrb.
B. Cl.
Vln.
Vla.
Vc.
Stage
128
Percussionist 1:
Return to vibraphone
modo ordinario
modo ordinario
growl
arco
arco
arco
Model/Dancer: Choreography becomes more sullen and introspective.
Photographer: Reenter stage left.


133
Vib.
Mrb.
B. Cl.
Vln.
Vla.
Vc.
Stage
sf
p
giocoso
cresc.
Model/Dancer: Decelerate.
Model/Dancer: Accelerate into a pose.


140
Vib.
Mrb.
B. Cl.
Vln.
Vla.
Vc.
Stage
139
sf
pp
ff
subito p
mf
tr
Model/Dancer: Freeze in place.
Photographer: Take a photograph and immediately freeze in place.
Model & Photographer: Gradually ease into a different position.
Model/Dancer: Freeze in place.
Photographer: Take a photograph and immediately freeze in place.


144
Vib.
ff subito p
cresc.
mf
ff
144
Mrb.
mf
ff
p
cresc.
mf
ff
p
144
B. Cl.
ff
mf
ff
144
Vln.
ff
mf
tr
ff
p
Vla.
ff
mf
ff
Vc.
ff
mf
ff
p
144
Stage
Model/Dancer: Freeze in place.
Photographer: Take a photograph and immediately freeze in place.
Model & Photographer: Gradually ease into a different position.
Model/Dancer: Freeze in place.
Photographer: Take a photograph and immediately freeze in place.
Model/Dancer: Gradually unfreeze and take the camera from the photographer.
Photographer: Follow the model's lead.


150
rit.
Meno mosso
Vib.
mf
150
cresc.
Mrb.
mf
150
B. Cl.
p
sf
150
Vln.
cresc.
mf
Vla.
p
cresc.
pizz.
arco
mf
Vc.
cresc.
mf
150
Stage


Tempo primo
155
let ring
Vib.
Mrb.
B. Cl.
Vln.
Vla.
Vc.
Stage
(2nd time only)
(1st time only)
sul tasto
Model & Photographer:
Reconvene in starting position, except the photographer is now modeling. Stay still.


159
Vib.
mf
f
159
Mrb.
mf
pp
mf
pp
159
B. Cl.
mf espr.
pp
mf
pp
mf
pp
159
Vln.
M.O.
mf espr.
Vla.
mf
sim.
Vc.
sim.
pp
f
pp
pp
f
pp
pp
f
pp
159
Stage
Model: Take photos ad lib.
Photographer: Pose ad lib.


167 (1st time only)
Vib.
Mrb.
B. Cl.
Vln.
Vla.
Vc.
Stage
(1st time)
(2nd time)
dim.
sim.
Model: Take photos ad lib.
Photographer: Pose ad lib.


170
Vib.
fade to nothingness
ppp
Mrb.
2nd time: fade to nothingness
B. Cl.
Vln.
Vla.
Vc.
Stage
sim.
Model/Dancer:
Sit on stage next to the ensemble with photographer's camera in hand.
Photographer:
Exit stage left gradually.


176
Vib.
bowed
p
ff
Mrb.
B. Cl.
Vln.
sul ponticello
dim. until end,
with scratching tone
M.O.
Vla.
Vc.
Stage
Model: Take a photo of yourself with the photographer's camera.
fin.