

Lawrence Berkeley National Laboratory

Recent Work

Title

Production of J/ψ at Large x_f in 800 GeV/c p -Copper and p -Beryllium Collisions

Permalink

<https://escholarship.org/uc/item/6k5376r5>

Journal

Physical Review Letters, 72(9)

Authors

Kowitt, M.S.

Gidal, G.

Ho, P.M.

et al.

Publication Date

1993-10-01



Lawrence Berkeley Laboratory

UNIVERSITY OF CALIFORNIA


Physics Division

Submitted for Publication

Production of J/ψ at Large x_F in 800 GeV/c p -Copper and p -Beryllium Collisions

M.S. Kowitt, G. Gidal, P.M. Ho, K.B. Luk, D. Pripstein, L.D. Isenhower,
M.E. Sadler, R. Schnathorst, R. Schwint, L.M. Lederman, M.H. Schub,
C.N. Brown, W.E. Cooper, H.D. Glass, K.N. Gounder, C.S. Mishra,
J. Boissevain, T.A. Carey, D.M. Jansen, R. G. Jeppesen, J.S. Kapustinsky,
D.W. Lane, M.J. Leitch, J.W. Lillberg, P.L. McGaughey, J.M. Moss,
J.C. Peng, D.M. Kaplan, W.R. Luebke, V.M. Martin, R.S. Preston, J. Sa,
V. Tanikella, R.L. Childers, C.W. Darden, J.R. Wilson, G.C. Kiang,
P.K. Teng, and Y.C. Chen

October 1993



REFERENCE COPY |
Does Not |
Circulate |

Bldg. 50 Library.

LBL-34790

Copy 1

DISCLAIMER

This document was prepared as an account of work sponsored by the United States Government. While this document is believed to contain correct information, neither the United States Government nor any agency thereof, nor the Regents of the University of California, nor any of their employees, makes any warranty, express or implied, or assumes any legal responsibility for the accuracy, completeness, or usefulness of any information, apparatus, product, or process disclosed, or represents that its use would not infringe privately owned rights. Reference herein to any specific commercial product, process, or service by its trade name, trademark, manufacturer, or otherwise, does not necessarily constitute or imply its endorsement, recommendation, or favoring by the United States Government or any agency thereof, or the Regents of the University of California. The views and opinions of authors expressed herein do not necessarily state or reflect those of the United States Government or any agency thereof or the Regents of the University of California.

**Production of J/ψ at Large x_F in 800 GeV/c p -Copper and
 p -Beryllium Collisions***

M.S. Kowitt^a, G. Gidal, P.M. Ho, K.B. Luk, D. Pripstein
Lawrence Berkeley Laboratory and University of California, Berkeley, California 94720

L.D. Isenhower, M.E. Sadler, R. Schnathorst^b, R. Schwint
Abilene Christian University, Abilene, Texas 79699

L.M. Lederman^c, M.H. Schub
University of Chicago, Chicago, Illinois 60637

C.N. Brown, W.E. Cooper, H.D. Glass, K.N. Gounder^d, C.S. Mishra
Fermi National Accelerator Laboratory, Batavia, Illinois 60510

J. Boissevain, T.A. Carey, D.M. Jansen, R.G. Jeppesen^e, J.S. Kapustinsky,
D.W. Lane^f, M.J. Leitch, J.W. Lillberg, P.L. McGaughey, J.M. Moss, J.C. Peng
Los Alamos National Laboratory, Los Alamos, New Mexico 87545

D.M. Kaplan, W.R. Luebke, V.M. Martin^g, R.S. Preston, J. Sa, V. Tanikella
Northern Illinois University, DeKalb, Illinois 60115

R.L. Childers, C.W. Darden, J.R. Wilson
University of South Carolina, Columbia, South Carolina 29208

G.C. Kiang, P.K. Teng
Institute of Physics, Academia Sinica, Taipei, Taiwan

Y.C. Chen^h
National Cheng Kung University, Tainan, Taiwan

October 1993

* This work was partially supported by the U.S. Department of Energy under Contract Number DE-AC-76SF00098

Abstract

The differential cross sections $d\sigma/dx_F$ for J/ψ produced inclusively in 800 GeV/c p -Cu and p -Be collisions have been measured in the kinematic range $0.30 \leq x_F \leq 0.95$ through the decay mode $J/\psi \rightarrow \mu^+\mu^-$. They are compared with the predictions of the semilocal duality model for several sets of parton density functions. No evidence for a suggested intrinsic charm contribution to the cross section is observed. The ratio of the differential cross sections for Cu and Be targets confirms the suppression of J/ψ production in heavy nuclei at large x_F .

Hadronic production of J/ψ can serve as a test of Quantum Chromodynamics (QCD) and the parton model of hadronic structure. At the scale $Q^2 = m_{J/\psi}^2$, the strong coupling constant α_s is small enough ($\approx 0.2 - 0.3$) to apply QCD perturbatively. To lowest order in α_s , there are two leading processes for charm quark production, gluon-gluon fusion and quark-antiquark annihilation. While gluon-gluon fusion is predicted to dominate the total cross section, quark-antiquark annihilation should be important at large values of Feynman x ($x_F \gtrsim 0.6$). When the transverse momentum p_\perp is small compared with the J/ψ mass, the cross section for J/ψ production can be calculated by convolving the QCD cross sections with the parton density functions, according to the semilocal duality model [1]. Experimentally, J/ψ production at large x_F (corresponding to small values of x_2 , the momentum fraction carried by partons in the target nucleon) has not been thoroughly explored in high energy proton-induced reactions.

In hadron-nucleus collisions, J/ψ production is seen to be suppressed in heavy nuclei compared to light nuclei [2]. The intrinsic charm model, among others, provides a mechanism for such a suppression by enhancing the absolute yield of J/ψ with large x_F in light relative to heavy nuclei due to an A -dependence different from that of parton fusion [3].

Using the E605/E789 spectrometer at Fermilab [4,5], we have measured the differential production cross section of J/ψ with 800 GeV/ c protons on copper and beryllium, with good acceptance for $p_\perp < 5$ GeV/ c over the kinematic range $0.30 < x_F < 0.95$. A primary beam of 10^{10} protons per 20 sec spill was stopped by a 4.27 m long copper beam dump suspended midway through a 14 m long magnet (SM12). Most primary protons interacted in the first few interaction lengths of the dump. J/ψ events produced in the beam dump were observed via the decay $J/\psi \rightarrow \mu^+ \mu^-$. For a portion of the data, a thick beryllium target (91.4 cm long) was added in front of the dump to study the nuclear dependence of J/ψ production. The momentum of the tracks was measured by a 3.4 m long analysis magnet (SM3) which delivered a nearly uniform transverse momentum kick of 0.91 GeV/ c . The spectrometer consisted of three stations of hodoscopes and drift chambers for triggering and tracking. Two hodoscope planes and three proportional tube planes, located behind the calorimeters

and a thick hadron absorber, were used for muon identification and triggering.

Two complementary triggers were employed to look for muon pairs. These two triggers in combination were used to measure hodoscope efficiencies. The different trigger acceptances also provided a systematic check of the Monte Carlo simulation [5].

Reconstructed tracks were required to have hits in at least 14 of 18 drift chamber planes, a fit quality of $\chi^2/\text{NDF} < 5$, a momentum between 20 and 800 GeV/c, and to have fired at least 3 out of 5 hodoscopes in the first three stations within appropriate fiducial areas. A track was identified as a muon if there were at least three hits behind the hadron absorber. The efficiency of the muon identification was measured to be better than 99%.

Only events with two oppositely-charged muons were considered for further analysis. Like-sign muon pairs and three-muon events accounted for 4% of all reconstructed events. Tracks were traced to the beam dump using detailed SM12 and SM3 field maps. The tracks were required to trace back through at least 1 meter of copper in the dump and to intercept the nominal target plane, Z_{TGT} , within 3 standard deviations from the beam centroid. Z_{TGT} was defined as the position corresponding to one interaction length into the dump or Be target.

In the traceback procedure, corrections were made for the effects of energy loss and multiple scattering in the dump material [6]. To correct for the effects of multiple scattering, an angular correction to the track direction, calculated at an effective scattering plane located near the downstream end of the dump, was made so that the track would trace back to the beam centroid at Z_{TGT} . The effect of this correction was to reduce the rms width of the J/ψ mass peak from ≈ 400 MeV/ c^2 to ≈ 270 MeV/ c^2 . The dimuon invariant mass distributions display a clear J/ψ peak, as shown in Figure 1. Monte Carlo studies demonstrate that the traceback procedure does not bias the reconstructed mass, and reproduces the input x_F distribution values to better than 1% with an rms resolution in x_F varying from 0.006 to 0.02 as x_F increases from 0.325 to 0.925.

To extract the J/ψ yield as a function of x_F , maximum-likelihood fits were performed to the dimuon invariant mass spectrum in the region $2.0 < M_{\mu\mu} < 5.0$ GeV/ c^2 , for each x_F

bin [7]. The fits included a continuum parametrized as $M_{\mu\mu}^{-1} \exp(a + bM_{\mu\mu})$ and one or two Gaussians fixed at the known J/ψ and ψ' masses, with widths increasing linearly with x_F (consistent with both the data and Monte Carlo studies). As shown in Figure 1, the two-Gaussian fit was preferred over most of the x_F range. For the copper data, at x_F of 0.325, the difference in log-likelihood between the two fits was 64 units. For $0.30 \leq x_F \leq 0.95$, the ratio $B \frac{d\sigma}{dx_F}(\psi')/B \frac{d\sigma}{dx_F}(J/\psi)$ remained constant, with a mean of 0.0133 ± 0.0005 , similar to observations at lower energies in pion [8] and proton collisions [9]. In the final analysis this ratio was held constant. Summing over $x_F > 0.3$, 2.0×10^5 J/ψ events were observed in the copper data and 4.5×10^4 with beryllium.

The per-nucleus differential cross section $d\sigma/dx_F$ is given by

$$\frac{d\sigma}{dx_F} = \frac{N_{obs}}{N_B \cdot \epsilon \cdot l \cdot B \cdot \Delta x_F} \sigma_I, \quad (1)$$

where N_{obs} is the number of $J/\psi \rightarrow \mu^+\mu^-$ events observed in a given x_F bin, N_B is the number of interacting beam protons, ϵ is the overall (acceptance \times trigger \times reconstruction) efficiency determined by Monte Carlo studies, l is the live time (typically > 0.85), $B = (5.97 \pm 0.25) \times 10^{-2}$ is the branching ratio for $J/\psi \rightarrow \mu^+\mu^-$ [10], $\Delta x_F = 0.05$ is the bin width in x_F , and σ_I , taken to be (782 ± 23) mb for copper and (199 ± 5.8) mb for beryllium [10,11], is the total inelastic cross section for 800 GeV/ c protons. For the beryllium data, an additional correction was made to account for the fraction of incident protons, estimated to be 0.106 ± 0.004 , passing through the beryllium target without interacting. The resulting differential cross sections for J/ψ production in p -Cu and p -Be collisions at $\sqrt{s} = 38.7$ GeV are given in Table I and plotted in Figure 2. Due to the correlation between the relative systematic errors, only the statistical uncertainties are plotted.

The absolute normalization uncertainty, estimated to be $\pm 12\%$ for both the copper and beryllium results, was dominated by the calibration error of the beam monitor. The next largest contribution came from the uncertainty in the branching ratio for $J/\psi \rightarrow \mu^+\mu^-$, followed by the uncertainties in the inelastic cross sections. We estimated the systematic uncertainty in the relative normalization ratio between copper and beryllium to be $\pm 5\%$.

The systematic covariance in the overall efficiency was examined with Monte Carlo studies [5], in which the magnetic fields, the p_{\perp} [12] and decay angular distributions of the J/ψ [13] were varied by one standard deviation.

The shape of the differential cross section is often qualitatively parametrized as $d\sigma/dx_F \propto (1 - x_F)^n$. With both statistical and systematic covariances taken into account, in the region $0.30 < x_F < 0.95$, the measured exponent is $n = 5.21 \pm 0.04$ with $\chi^2/\text{NDF} = 20$ for copper, and $n = 5.32 \pm 0.05$ with $\chi^2/\text{NDF} = 7$ for beryllium, both poor fits.

We have compared our results with the predictions of the semilocal duality model [1]. Here the absolute normalization and the charm-quark mass m_c are the only adjustable parameters. The shape of the differential cross section is mainly determined by the underlying QCD cross sections and the parton density functions. With m_c fixed at $1.5 \text{ GeV}/c^2$ we performed fits with several current sets of leading order parton density functions: the Duke-Owens (DO) set 1.1 [14], the Morfin-Tung (MT) set [15], and the Gluck-Reya-Vogt (GRV) set [16], as given in PDFLIB [17]. Of these, both the DO and MT sets describe our data qualitatively ($\chi^2/\text{NDF} \approx 20$ for the Cu data). The prediction using DO set 1.1 is compared with the data in Figure 2. For the Be data the fits are somewhat better ($\chi^2/\text{NDF} \approx 6$). The prediction using the GRV set, also shown in Figure 2, is poorer ($\chi^2/\text{NDF} \approx 63$ for Cu) but can still qualitatively describe the data. If m_c is allowed to vary from 1.3 to $1.7 \text{ GeV}/c^2$, for the DO set 1.1, the differential change in the shape of the cross section in the range $0.30 \leq x_F \leq 0.90$ is less than $\pm 10\%$ with respect to that for $m_c = 1.5 \text{ GeV}/c^2$. Note that we have neglected potential nuclear effects such as initial- and final-state scattering, parton shadowing and nuclear influences on the parton functions. These variations complicate any quantitative comparison of predictions with our results.

A third component was also added to the fit to search for an intrinsic charm (IC) contribution to the cross section, predicted to be 1.8 nb/nucleon in Cu and 3.2 nb/nucleon in Be [3,18]. At the 95% confidence level we obtained an upper limit for the IC contribution of $< 2.3 \times 10^{-3} \text{ nb/nucleon}$ for Cu ($< 1.3 \times 10^{-2} \text{ nb/nucleon}$ for Be); these limits are insensitive to the choice of m_c and parton density functions.

A commonly used parametrization for the A -dependence of the production cross section is

$$\frac{d\sigma_A}{dx_F} = \frac{d\sigma_0}{dx_F} A^\alpha, \quad (2)$$

where $d\sigma_0/dx_F$ is the p -nucleon cross section, and α , dependent on x_F and p_\perp , characterizes the nuclear dependence. In the limit of pure hard scattering with no nuclear effects $\alpha = 1$, while in the diffractive limit, $\alpha = 2/3$, $d\sigma_A/dx_F$ scales with the nuclear surface area. A value $\alpha < 1$ indicates a suppression in heavy nuclei.

Figure 3 shows the measured α as a function of x_F . Only statistical errors are shown. The overall systematic uncertainty in α is ± 0.025 . The measurements of Alde *et al.* [2] are also shown for comparison. Within the systematic uncertainties of the measurements, the results are in fair agreement. Differences could be due to the different target materials and p_\perp ranges covered in the two experiments.

In conclusion, we have measured the production of J/ψ over a wide range of x_F in 800 GeV/ c p -Cu and p -Be reactions. With current sets of parton distributions (without any nuclear dependence corrections) the semilocal duality model can qualitatively describe the differential cross sections. Limits on a possible intrinsic charm component in the proton are given.

This work was partially supported by the U.S. Department of Energy under contract number DE-AC03-76SF0098. Valuable discussions with R. Vogt, S.J. Brodsky, and I. Hinchliffe are greatly appreciated. K.B.L. would like to thank D.O.E. for an OJI award, and the Alfred P. Sloan Foundation.

REFERENCES

- ^a Present Address: NASA/Goddard Space Flight Center, Greenbelt, Maryland 20771.
- ^b Present Address: Department of Physics, Purdue University, Lafayette, Indiana 47907.
- ^c Present Address: Department of Physics, Illinois Institute of Technology, Chicago, Illinois 60616.
- ^d Present Address: Department of Physics, University of Mississippi, University, Mississippi 38677.
- ^e Present Address: Science Applications International Corp., 2950 Patrick Henry Dr., Santa Clara, CA 95054.
- ^f Present Address: Department of Physics, Iowa State University, Ames, Iowa 50011.
- ^g Present Address: Department of Electrical Engineering and Computing Science, University of Illinois at Chicago, Chicago, IL 60680.
- ^h also at Institute of Physics, Academia Sinica, Taipei, Taiwan.
- ¹ V. Barger, W.Y. Keung, and R.J.N. Phillips, *Z. Phys.* **C6**, 169 (1980).
- ² D.M. Alde et al., *Phys. Rev. Lett.* **66**, 133 (1991).
- ³ R. Vogt, S.J. Brodsky, and P. Hoyer, *Nucl. Phys.* **B360**, 67 (1991); S.J. Brodsky, and P. Hoyer, *Phys. Rev. Lett.* **63**, 1566 (1989).
- ⁴ G. Moreno et al., *Phys. Rev.* **D43**, 2815 (1991).
- ⁵ M.S. Kowitt, Ph.D. thesis, University of California, Berkeley, 1992 (LBL 33331).
- ⁶ No corrections were made for energy loss or multiple scattering in the Be target, which were negligible compared to those in the Cu dump.
- ⁷ We defined $x_F = p_L^*/(p_L^*)_{max}$, where p_L^* is the longitudinal momentum of the dimuon in the center-

of-mass system, and $(p_L^*)_{max} = \sqrt{(s - (m_{\mu\mu} + 2m_p)^2)(s - (m_{\mu\mu} - 2m_p)^2)}/(2\sqrt{s})$. This accounts for the effect of non-zero final state masses, including the minimum mass of the recoil system.

⁸ J.G. Heinrich et al., Phys. Rev. **D44**, 1909 (1991).

⁹ H.D. Snyder et al., Phys. Rev. Lett. **36**, 1415 (1976); L. Antoniazzi et al., Phys. Rev. **D46**, 4828 (1992); and references therein.

¹⁰ Particle Data Group: K. Hikasa et al., Phys. Rev. **D45**, S1 (1992).

¹¹ A.S. Carroll et al., Phys. Lett. **B80**, 319 (1979).

¹² D.M. Kaplan et al., Phys. Rev. Lett. **40**, 435 (1978).

¹³ E.J. Siskind et al., Phys. Rev. **D21**, 628 (1980).

¹⁴ J.F. Owens, Phys. Lett. **B266**, 126 (1991).

¹⁵ J.G. Morfin and W.K. Tung, Z. Phys. **C52**, 13 (1991).

¹⁶ M. Gluck, E. Reya, and A. Vogt, Z. Phys. **C48**, 471 (1990) and Z. Phys. **C53**, 127 (1992).

¹⁷ H. Plochow-Besch, "PDFLIB: Structure Functions and α_s Calculation User's Manual", CERN-PPE, 1992.07.22, W5051 PDFLIB, 1992.

¹⁸ R. Vogt, personal communication.

TABLES

TABLE I. Differential cross sections $\frac{1}{A} \frac{d\sigma}{dx_F}(p + A \rightarrow J/\psi)$ for copper and beryllium. The first error is statistical and the second is the diagonal element of the systematic covariance (see text). An overall normalization uncertainty of 12% is not included.

x_F	$(1/A)d\sigma/dx_F$ (nb/nucleon)			
bin	Cu		Be	
0.325	211.3 ± 0.7	± 9	241 ± 2	± 9
0.375	121.0 ± 0.4	± 2	138 ± 1	± 3
0.425	70.2 ± 0.3	± 1	83.2 ± 0.8	± 1
0.475	40.9 ± 0.2	± 0.7	49.4 ± 0.6	± 0.8
0.525	23.4 ± 0.2	± 0.3	28.0 ± 0.4	± 0.5
0.575	12.7 ± 0.1	± 0.2	16.1 ± 0.3	± 0.3
0.625	6.57 ± 0.08	± 0.09	8.4 ± 0.2	± 0.2
0.675	3.27 ± 0.06	± 0.06	3.9 ± 0.2	± 0.2
0.725	1.39 ± 0.04	± 0.04	2.0 ± 0.1	± 0.1
0.775	0.54 ± 0.02	± 0.03	0.66 ± 0.06	± 0.06
0.825	0.22 ± 0.01	± 0.01	0.20 ± 0.03	± 0.03
0.875	0.057 ± 0.008	± 0.008	0.13 ± 0.02	± 0.03
0.925	0.016 ± 0.006	± 0.005	< 0.028 (95% CL)	

FIGURES

FIG. 1. Dimuon mass distributions for the copper dump (a,b) and beryllium target (c,d). Plots (a) and (c) show the interval $0.30 \leq x_F < 0.35$ while (b) and (d) show $0.85 \leq x_F < 0.90$. Note that (a) and (c) are shown with semilog scale, while (b) and (d) are linear. The dotted curves are fits including the J/ψ only, while the solid curves include both the J/ψ and ψ' .

FIG. 2. Differential cross sections for J/ψ produced by protons. Solid points are $p+\text{Cu} \rightarrow J/\psi$, and hollow points are $p+\text{Be} \rightarrow J/\psi$. The solid curve is the fit of the semilocal duality model to the copper data using the DO set 1.1 parton density functions, with dashed curves showing the contributions of the gluon fusion and quark annihilation processes to the differential cross section. The dotted line shows the worst fit to the copper data, using the leading order GRV parton distributions.

FIG. 3. The exponent α of the A -dependence of J/ψ production. The solid points are from this experiment. The open circles are from Reference 2. Only statistical errors are shown.

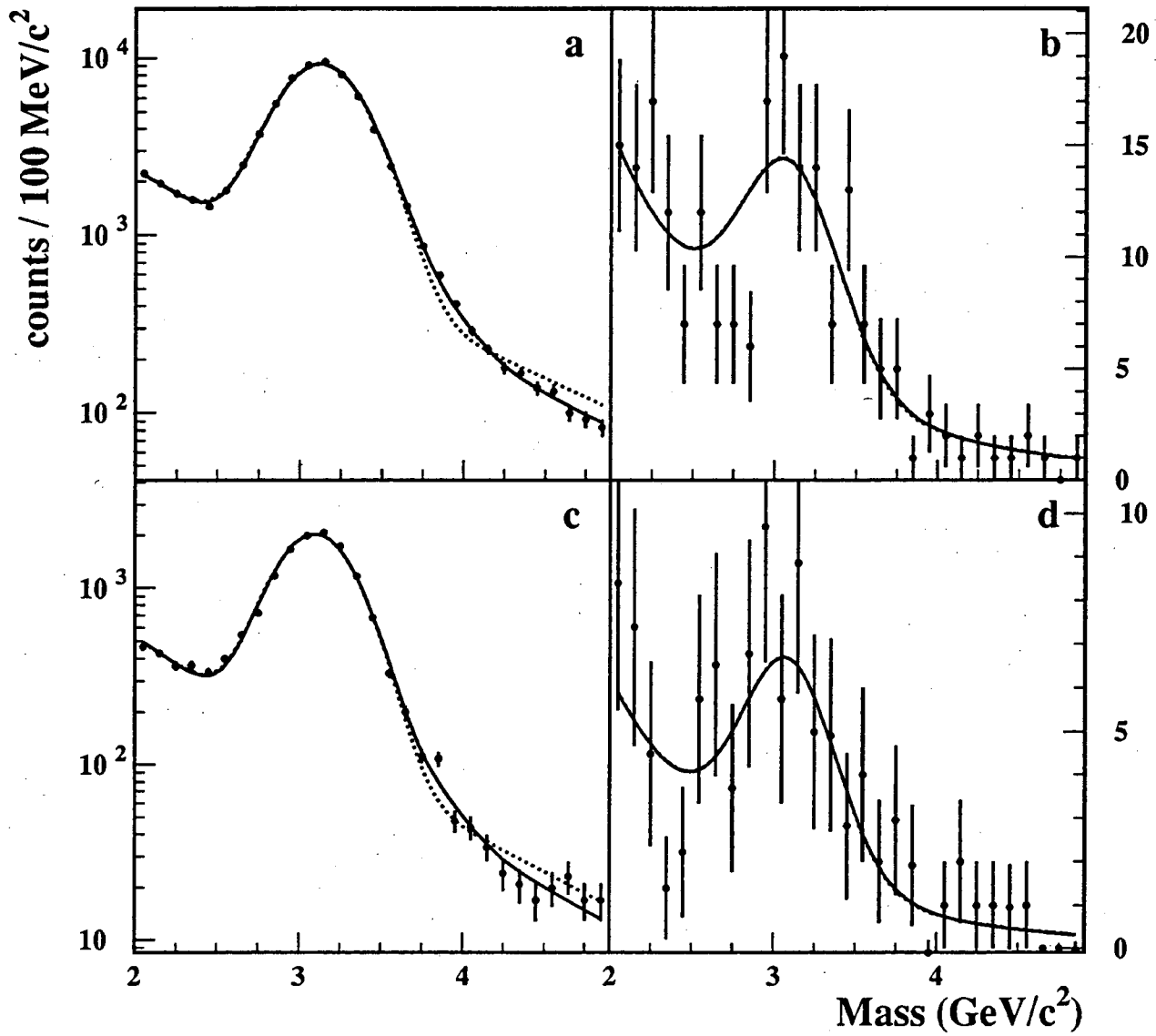


Figure 1

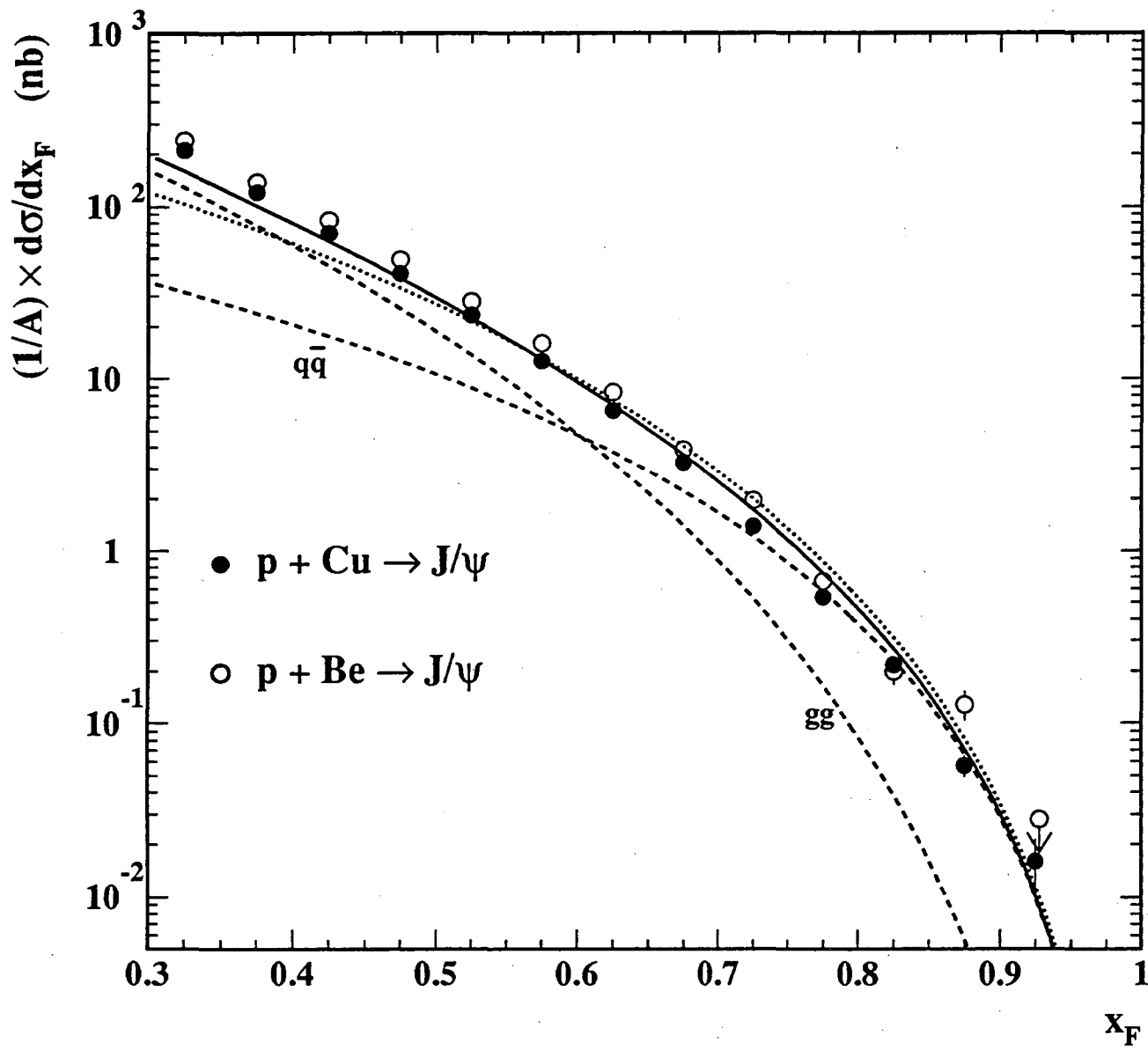


Figure 2

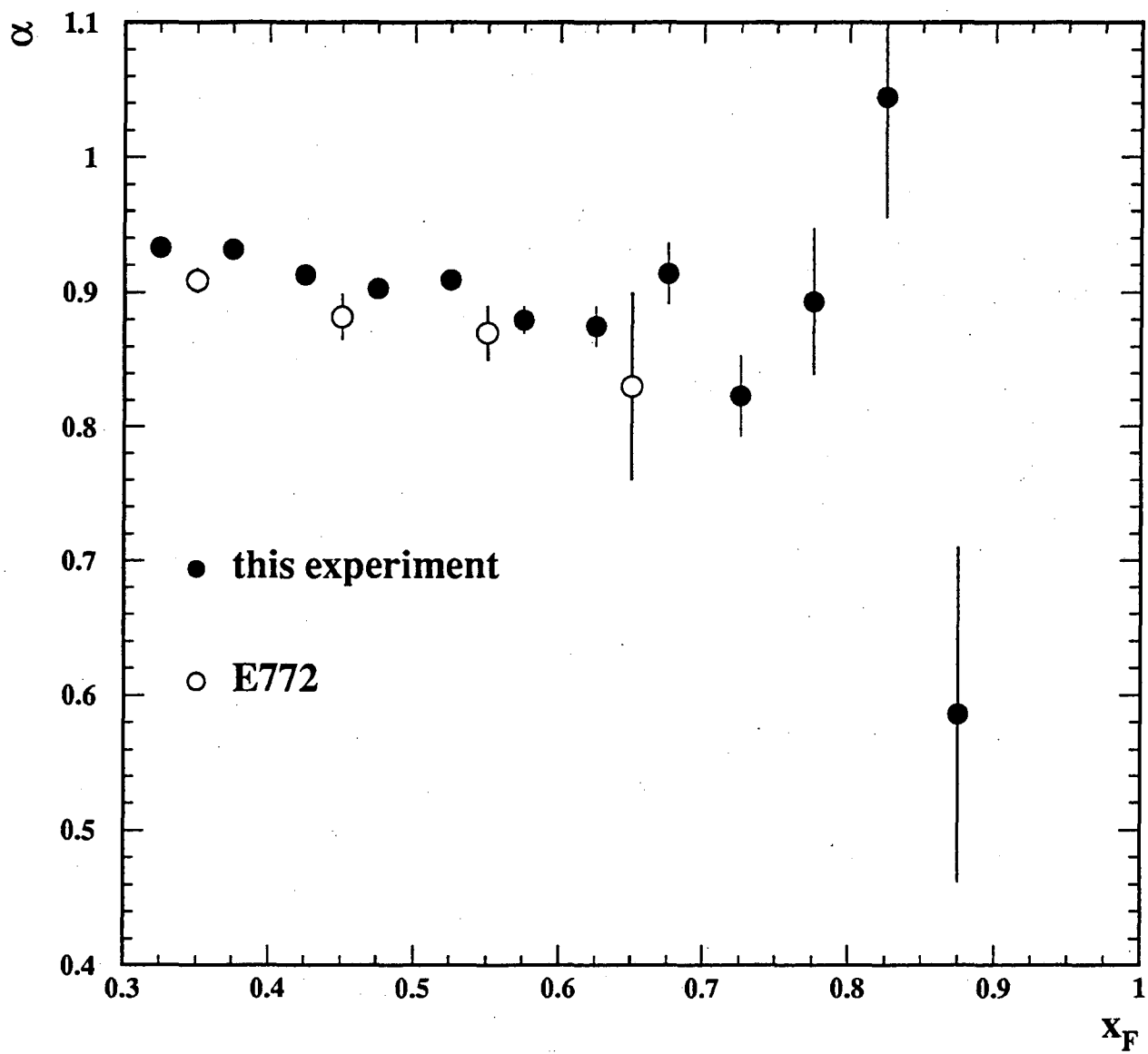


Figure 3

LAWRENCE BERKELEY LABORATORY
UNIVERSITY OF CALIFORNIA
TECHNICAL INFORMATION DEPARTMENT
BERKELEY, CALIFORNIA 94720