

Lawrence Berkeley National Laboratory

Lawrence Berkeley National Laboratory

Title

A NEUTRINO EXPERIMENT TO TEST THE NATURE OF MUON NUMBER CONSERVATION

Permalink

<https://escholarship.org/uc/item/6pg0d00d>

Author

Willis, S.E.

Publication Date

1979-12-01

LBL-10332 c.2
Preprint repl.



Lawrence Berkeley Laboratory

UNIVERSITY OF CALIFORNIA

Physics, Computer Science & Mathematics Division

Submitted to Physical Review Letters

RECEIVED
LAWRENCE
BERKELEY LABORATORY

A NEUTRINO EXPERIMENT TO TEST THE NATURE OF MUON
NUMBER CONSERVATION

FEB 27 1980

S. E. Willis, V. W. Hughes, P. Némethy, R. L. Burman,
D.R.F. Cochran, J.S. Frank, R. P. Redwine, J. Duclos,
H. Kaspar, C. K. Hargrove, and U. Moser

LIBRARY AND
DOCUMENTS SECTION

December 1979

TWO-WEEK LOAN COPY

*This is a Library Circulating Copy
which may be borrowed for two weeks.*



130

no BUT only

LBL-10332 c.2 repl.

DISCLAIMER

This document was prepared as an account of work sponsored by the United States Government. While this document is believed to contain correct information, neither the United States Government nor any agency thereof, nor the Regents of the University of California, nor any of their employees, makes any warranty, express or implied, or assumes any legal responsibility for the accuracy, completeness, or usefulness of any information, apparatus, product, or process disclosed, or represents that its use would not infringe privately owned rights. Reference herein to any specific commercial product, process, or service by its trade name, trademark, manufacturer, or otherwise, does not necessarily constitute or imply its endorsement, recommendation, or favoring by the United States Government or any agency thereof, or the Regents of the University of California. The views and opinions of authors expressed herein do not necessarily state or reflect those of the United States Government or any agency thereof or the Regents of the University of California.

A NEUTRINO EXPERIMENT TO TEST THE NATURE OF MUON NUMBER CONSERVATION

S.E. Willis^(a) and V.W. Hughes, Yale University, New Haven, CT 06520

P. Némethy, Yale University, New Haven, CT 06520 and Lawrence Berkeley Laboratory, Berkeley, CA 94720

R.L. Burman, D.R.F. Cochran, J.S. Frank and R.P. Redwine^(b), Los Alamos Scientific Laboratory, Los Alamos, NM 87545

J. Duclos, C.E.N. de Saclay, F-91190 Gif-sur-Yvette, France

H. Kaspar, Swiss Institute for Nuclear Research, CH-5234, Villigen, Switzerland

C.K. Hargrove, National Research Council of Canada, Ottawa, Ontario, Canada K1A0R6

U. Moser, University of Berne, CH-3012 Berne, Switzerland and Yale University, New Haven, CT 06520.

ABSTRACT

We have searched for $\bar{\nu}_e$ from $\mu^+ \rightarrow e^+ \bar{\nu}_e \nu_\mu$, allowed by multiplicative but not additive muon conservation, and for ν_e from $\mu^+ \rightarrow e^+ \nu_e \bar{\nu}_\mu$, allowed by both. We used neutrinos from LAMPF and a six-ton Cerenkov counter filled with H₂O to look for $\bar{\nu}_e p \rightarrow n e^+$ and filled with D₂O to look for $\nu_e d \rightarrow p p e^-$. Our branching ratio $(\mu^+ \rightarrow e^+ \bar{\nu}_e \nu_\mu) / (\mu^+ \rightarrow \text{all}) = -0.001 \pm 0.040$ is in excellent agreement with the additive law. Our cross section $\langle \sigma(\nu_e d \rightarrow p p e^-) \rangle = (0.52 \pm 0.18) \times 10^{-40} \text{ cm}^2$ agrees with theory.

Muon conservation, distinct from total lepton conservation, was introduced to account for the absence of $\mu \rightarrow e\gamma$, $\mu \rightarrow 3e$, $\mu Z \rightarrow eZ$ and $\nu_\mu Z \rightarrow eZ'$. Muon and electron numbers are defined by $L_\mu = +1$ (-1) for μ^- , ν_μ (μ^+ , $\bar{\nu}_\mu$) and $L_e = +1$ (-1) for e^- , ν_e (e^+ , $\bar{\nu}_e$). In place of the usual, additively conserved quantum numbers, $\Sigma L_\mu = \text{constant}$ with $\Sigma(L_\mu + L_e) = \text{constant}$, one could, as Feinberg and Weinberg¹ pointed out, introduce a multiplicatively conserved muon number $\Pi(-1)^{L_\mu} = \text{constant}$ with $\Sigma(L_\mu + L_e) = \text{constant}$. Most recently Derman² has considered multiplicative muon conservation in the context of gauge theories.

Both formulations prohibit the reactions above, but they are not equivalent. In particular, the additive law forbids muon decay with inverted neutrinos,



allowed by the multiplicative law. Both laws allow the decay



In order to test whether muon conservation is a multiplicative law, we have built an apparatus which is sensitive to either $\bar{\nu}_e$ from (1) or ν_e from (2) and used it to look at neutrinos from μ^+ decay at the neutrino area of the Clinton P. Anderson Meson Physics Facility (LAMPF) at Los Alamos. We utilized the neutrino reactions



and



on protons and deuterons in a six-ton Cerenkov counter filled alternately with H_2O and D_2O . By comparing the rates of neutrino events in the water and heavy water, we measured the branching ratio for the exotic μ^+ decay mode (1),

$$R \equiv (\mu^+ \rightarrow e^+ \bar{\nu}_e \nu_\mu) / (\mu^+ \rightarrow \text{all}), \quad (5)$$

in a largely bias-free fashion. Previous information on R comes from the Gargamelle collaboration, with³ $R < 0.25$, and recently⁴ $R = 0.13 \pm 0.15$.

Our source of μ^+ decays was the beam stop at LAMPF with an incident proton beam of 780 MeV producing π^+ and π^- mesons. The sequential decays of stopped π^+ and μ^+ yield neutrinos, while the π^- are mostly absorbed upon stopping, leaving a contamination of $\mu^-/\mu^+ < 0.2\%$. A measurement of $\pi^+ \rightarrow \mu^+ \rightarrow e^+$ in a simulated beam stop by Chen *et al*⁵ gave μ^+ -decays/proton = 0.057 ± 0.004 at 720 MeV proton energy. Extrapolated to the LAMPF energy, this gives a rate of μ^+ -decays/proton = 0.069 ± 0.007 and a neutrino flux of about $2 \times 10^7 \text{ cm}^{-2} \text{ sec}^{-1}$ into our detector.

Our experimental apparatus is shown schematically in Fig. 1. The LAMPF neutrino area was a steel and concrete blockhouse with a 1.2 m steel roof, separated from the beam stop by 6.3 m of steel shielding. The neutrino detector, described in detail elsewhere⁶, was a $(180 \text{ cm})^3$ nondirectional water Cerenkov counter used as an electron total energy calorimeter. It contained 6000 liters of water with a dissolved wavelength shifter, had diffuse reflector walls, and was viewed by 96 12.5 cm phototubes. Its resolution was $\sigma = 12\%$ at the typical e^+ or e^- energy of 40 MeV.

The expected event rates, for 300 μA of protons on the beam stop, were $70 \times R/\text{day}$ on H_2O and $20/\text{day}$ on D_2O . To first order the rate on D_2O is independent of R , since deuterium provides a target for either ν_e or $\bar{\nu}_e$.

There are no significant neutrino reactions competing with (3) and (4). Muon neutrinos from pion and muon decay at rest are below threshold for charged current reactions. Inverse beta decay by ν_e (or $\bar{\nu}_e$) on the oxygen in the water is expected to be a very small background since the cross sections are greatly reduced by Pauli exclusion effects and the negative Q values involved.⁷

We reduced the cosmic background by 10^4 with the cosmic ray shield shown in Fig. 1. Plastic scintillators completely surrounded the Cerenkov detector to veto charged cosmic-rays. Neutral backgrounds from muon and electron bremsstrahlung were attenuated by covering layers of lead and drift chambers. In addition, we accepted neutrino events only during the beam spill (6% duty factor) for a final cosmic background of 120/day (30 - 60 MeV). To subtract this background, which dominated our observed neutral events, we also accumulated data between beam spills, renormalizing to the live time during the beam. This beam-in beam-out subtraction, monitored continuously, was bias-free to 0.2%.

Beam associated neutron backgrounds were studied with partial shielding, 4 m and 5 m of steel, between the detector and the beam stop. Exponential extrapolation of the observed rate of neutron-induced high energy events gave $1.3 \pm 0.2/\text{day}$ for our full shielding. We tolerated a large flux of few MeV gamma rays from low energy neutron capture, present even in the final shielding configuration. The pile-up and resolution tail

of these events did not extend above our chosen energy threshold of 25 MeV; 22% of $\bar{\nu}_e$ and 31% of ν_e events fall below this cut.

Data were accumulated at accelerator currents between 225 μA and 500 μA for a total of 1270 coulombs and 400 coulombs of protons on the beam stop for H_2O and D_2O , respectively. Figures 2 and 3 show the background subtracted energy spectra for D_2O and H_2O , respectively; the dashed lines are the expected neutrino event spectra for D_2O and for H_2O ($R = 1$). Fits to the expected spectra yield R_D (observed rate/expected rate) = 1.09 ± 0.37 for D_2O and R_H (observed rate/expected rate ($R = 1$)) = -0.001 ± 0.044 for H_2O . The expected rates use cross section calculations by O'Connell⁸. Both R_H and R_D have had small corrections applied for beam associated backgrounds. These corrections are $\Delta R_D = -0.06$ and $\Delta R_H = -0.025$ for neutrons, and $\Delta R_D = -0.02$ and $\Delta R_H = -0.004$ for neutrino events on oxygen and on the counter walls. The errors are dominated by the statistical error of the cosmic subtraction but include systematic errors as well.

After the error on R_D is increased for the 10% uncertainty in neutrino flux, the D_2O result translates to a spectrum averaged cross section

$$\langle \sigma(\nu_e d \rightarrow ppe) \rangle = (0.52 \pm 0.18) \times 10^{-40} \text{ cm}^2,$$

in good agreement with O'Connell's predicted value⁸ of $\langle \sigma \rangle = 0.48 \times 10^{-40} \text{ cm}^2$. This is the first measurement of inverse beta decay by low energy ν_e rather than $\bar{\nu}_e$. The reaction is the inverse of the reactions $pp \rightarrow de^+$ ν_e and $ppe^- \rightarrow d\nu_e$, the primary energy sources in the sun.

For calculating the branching ratio (5) we eliminate the uncertainties of detector acceptance and neutrino flux by taking the ratio of the H₂O and D₂O results, $R = R_H/R_D$, with the errors added in quadrature, to obtain

$$R = -0.001 \pm 0.040 .$$

We have excellent agreement with the additive law and see no evidence for a multiplicative one. The error includes systematic and statistical contributions. The result translates to an upper limit $R < 0.065$ (90% confidence level).

An upper limit on a $\bar{\nu}_e$ signal is also a limit on possible neutrino oscillations of the type $\bar{\nu}_\mu \rightarrow \bar{\nu}_e$. For a maximal mixing parameter, we get a limit of $< 0.64 \text{ eV}^2$ (90% confidence level) on the mass difference squared between the neutrino eigenstates. This limit is consistent with other recent experiments⁹.

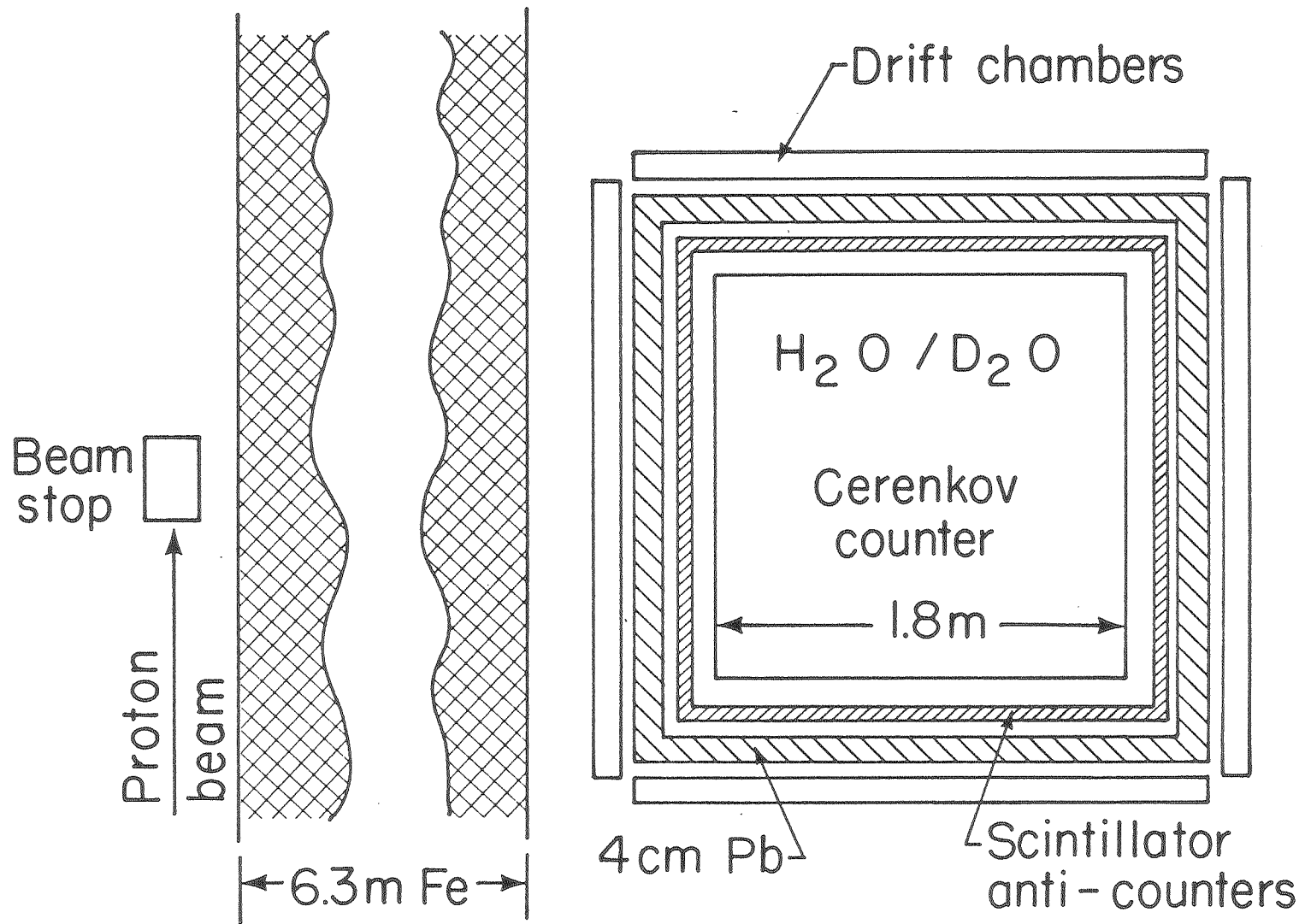
We acknowledge the support of LAMPF during the experiment and thank J. Kukulka who wrote our data acquisition program. One of us (PN) thanks Leon Lederman and Albert Messiah for helpful discussions. This research was supported in part by the U.S. Department of Energy under Contracts EY-76-C-3075, W-7405-ENG 36 and W-7405-ENG-48.

REFERENCES

- (a) Present Address: Physics Department, Fermilab, Batavia, IL 60510
- (b) Present Address: Department of Physics and Laboratory for Nuclear Science, MIT, Cambridge, MA 02139
1. G. Feinberg and S. Weinberg, Phys.Rev. Letters 6, 381 (1961).
For a review, see also B. Pontecorvo, Soviet Phys. JETP 26, 984 (1968).
 2. E. Derman, Phys, Rev. D19, 317 (1979).
 3. Eichten, et al., Phys. Letters 46B, 281 (1973).
 4. Blietschau, et al., Nuclear Phys. B133, 205 (1978). The relation between our R and their r is $R = 1-r$. The paper gives 4 values, $r = 0.9 \pm 0.3$, $r = 1.0 \pm 0.6$, $r = 0.8 \pm 0.2$ and $r = 1.3 \pm 0.6$; we have quoted the weighted average of these results.
 5. H.H. Chen, et al., Nucl. Inst. & Meth. 160. 393 (1979).
 6. P. Némethy, et al., submitted to Nucl. Inst & Meth.
 7. T.W. Donnelly, Phys. Letters 43B, 93 (1973); J.B. Langworthy, et al., Nucl. Phys. A280, 351 (1977).
 8. J.S. O'Connell, Los Alamos Report LA-5175-MS (1973).
See also, N.T. Nguyen, Nucl. Phys. A254, 485 (1975).
 9. E. Bellotti, et al., Nuovo Cimento Letters 17, 533 (1976).

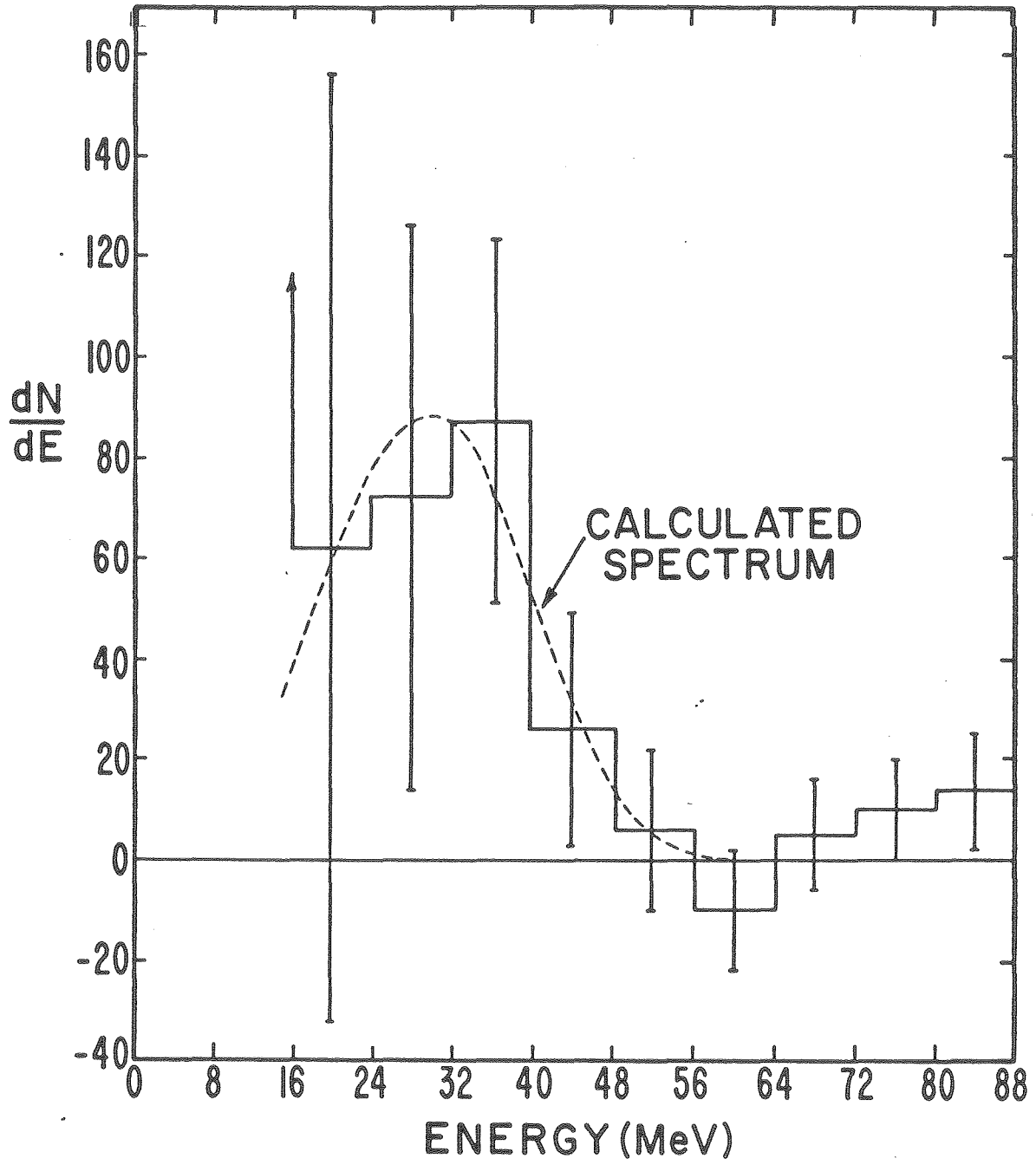
FIGURE CAPTIONS

1. Schematic Plan View of Apparatus.
2. Background subtracted energy spectrum for D₂O data.
3. Background subtracted energy spectrum for H₂O data.



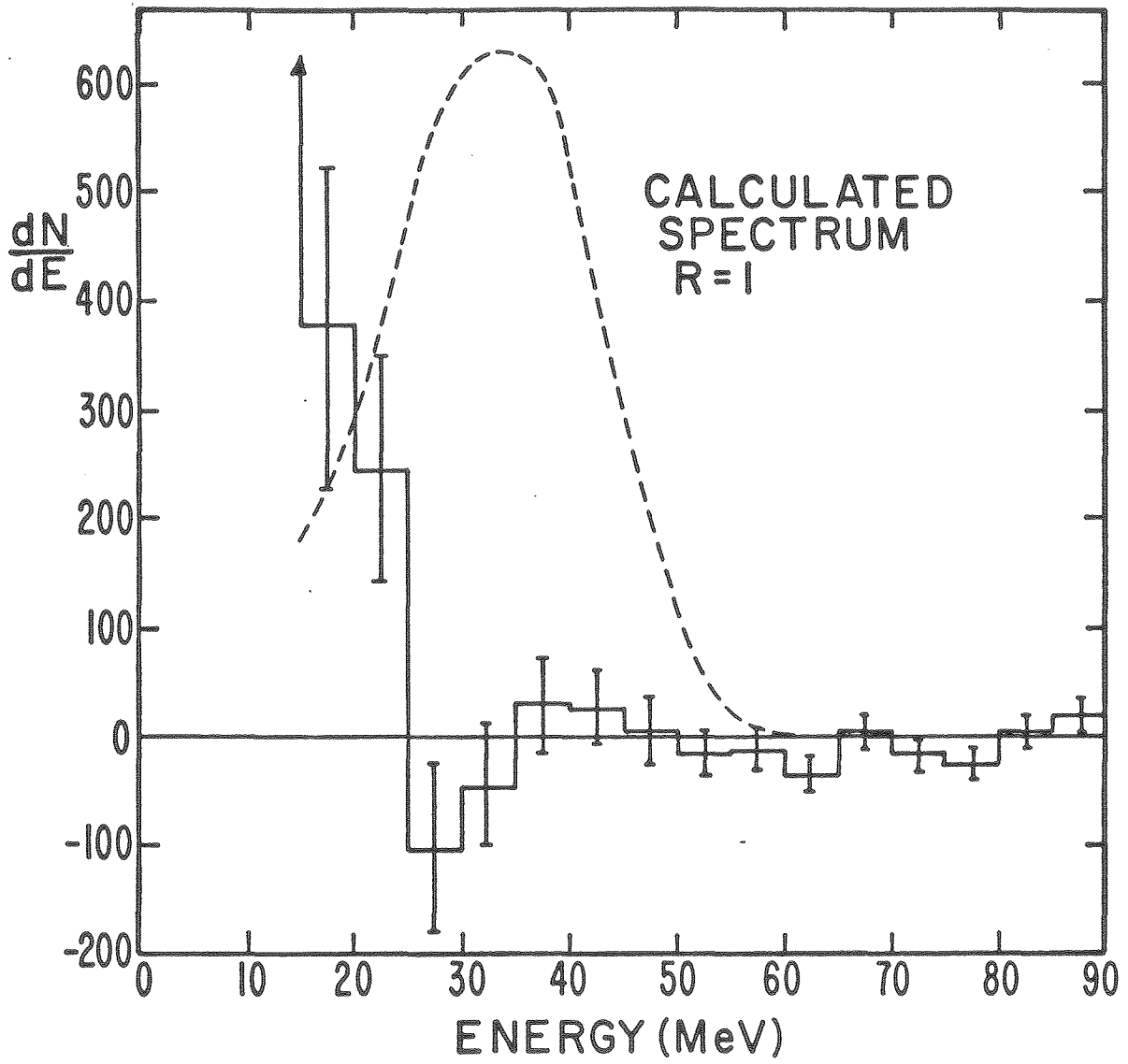
XBL 7910-12510

Figure 1.



XBL 7912-13583

Figure 2.



XBL 7912-13584

Figure 3.