

UC Davis

UC Davis Previously Published Works

Title

Breeding on the extreme edge: Modulation of the adrenocortical response to acute stress in two High Arctic passerines

Permalink

<https://escholarship.org/uc/item/6vd992m1>

Journal

Journal of Experimental Zoology Part A Ecological and Integrative Physiology, 323(4)

ISSN

2471-5638

Authors

Walker, Brian G
Meddle, Simone L
Romero, L Michael
[et al.](#)

Publication Date

2015-04-01

DOI

10.1002/jez.1923

Peer reviewed

Breeding on the Extreme Edge: Modulation of the Adrenocortical Response to Acute Stress in Two High Arctic Passerines



BRIAN G. WALKER^{1,2*}, SIMONE L. MEDDLE³,
L. MICHAEL ROMERO⁴, META M. LANDYS^{1,5},
JEROEN RENEERKENS⁶, AND JOHN C. WINGFIELD^{1,7}

¹Department of Biology, University of Washington, Seattle, Washington

²Department of Biology, Fairfield University, Fairfield, Connecticut

³The Roslin Institute & Royal (Dick) School of Veterinary Studies, The University of Edinburgh, Midlothian, Scotland, UK

⁴Department of Biology, Tufts University, Medford, Massachusetts

⁵Department of Fisheries and Wildlife, Oregon State University, Corvallis, Oregon

⁶Animal Ecology Group, Centre for Ecological and Evolutionary Studies, University of Groningen, Groningen, The Netherlands

⁷Department of Neurobiology, Physiology and Behavior, University of California, Davis, California

ABSTRACT

Arctic weather in spring is unpredictable and can also be extreme, so Arctic-breeding birds must be flexible in their breeding to deal with such variability. Unpredictability in weather conditions will only intensify with climate change and this in turn could affect reproductive capability of migratory birds. Adjustments to coping strategies are therefore crucial, so here we examined the plasticity of the adrenocorticotrophic stress response in two Arctic songbird species—the snow bunting (*Plectrophenax nivalis*) and Lapland longspur (*Calcarius lapponicus*)—breeding in northwest Greenland. Across the breeding season, the stress response was strongest at arrival and least robust during molt in male snow buntings. Snow bunting females had higher baseline but similar stress-induced corticosterone levels compared to males. Modification of the stress response was not due to adrenal insensitivity, but likely regulated at the anterior pituitary gland. Compared to independent nestlings and adult snow buntings, parental-dependent chicks had a more robust stress response. For Lapland longspurs, baseline corticosterone was highest at arrival in both male and females, and arriving males displayed a higher stress response compared to arriving females. Comparison of male corticosterone profiles collected at arrival in Greenland (76°N) and Alaska (67–71°N;) reveal that both species have higher stress responses at the more northern location. Flexibility in the stress response may be typical for birds nesting at the leading edges of their range.

Grant sponsor: National Science Foundation, Office of Polar Programs; grant numbers: OPP-9702594, OPP-9911333; grant sponsor: University of Washington; grant sponsor: Roslin Institute Strategic Grant funding from the BBSRC; grant sponsor: Dean of the College of Arts & Sciences at Fairfield University.

This paper is dedicated to the memory of Bill Burnham, former Director of the Peregrine Fund. He allowed us to use the facilities of the High Arctic Institute in Thule and provided initial guidance for our field investigations in the Thule and Cape Atholl regions.

*Correspondence to: Brian G. Walker, College of Arts & Sciences, Canisius 100 – Fairfield University, Fairfield, CT 06824.

E-mail: bwalker@fairfield.edu

Received 26 August 2014; Revised 22 January 2015; Accepted 22 January 2015

DOI: 10.1002/jez.1923

Published online 10 March 2015 in Wiley Online Library (wileyonlinelibrary.com).

and this ability will become more relevant as global climate change results in major shifts of breeding habitat and phenology for migratory birds. *J. Exp. Zool.* 323A:266–275, 2015. © 2015 The Authors. *J. Exp. Zool.* published by Wiley Periodicals, Inc.

J. Exp. Zool.
323A:266–275,
2015

How to cite this article: Walker BG, Meddle SL, Romero LM, Landys MM, Reneerkens J, Wingfield JC. 2015. Breeding on the extreme edge: Modulation of the adrenocortical response to acute stress in two High Arctic passerines. *J. Exp. Zool.* 323A:266–275.

Weather conditions in the Arctic environment can be extreme and unpredictable (Walsh et al., 2005; Weatherhead et al., 2010) and it is likely that this variability and unpredictability will only increase in the future because of global climate change (Serreze et al., 2000; Post et al., 2001; Sturm et al., 2001; Gaston et al., 2005; Hoye et al., 2007). Indeed, Arctic sea ice is melting earlier in the spring and tundra permafrost is melting to greater depths. The Arctic summer is also getting longer as the tundra and water surfaces take longer to freeze in autumn (Olsson et al., 2003). When migrant songbirds arrive at their northern breeding grounds, they may, in some years, have to cope with inclement weather that can negatively affect breeding. In other years they may be met by weather conditions that are conducive to breeding (Wingfield and Hunt, 2002; Martin and Wiebe, 2004; Wingfield et al., 2004). Determining the mechanisms that migrant birds use to cope with environmental stochasticity and reproduce successfully in the variable Arctic environment, particularly at the very edge of their breeding ranges, remains of great interest.

The songbirds that arrive in spring must be highly flexible to adjust breeding activities in case of inclement weather. They must also be able to take advantage of multiple food resources that are sometimes patchy in their distribution (Martin and Wiebe, 2004; Wingfield et al., 2004). Northern weather conditions on the breeding grounds are typically more severe than those on the wintering grounds and this can result in stimulation of the hypothalamus–pituitary–adrenal (HPA) axis causing an increase in glucocorticoid secretion (Romero et al., 2000; Reneerkens et al., 2002; Meddle et al., 2003). Glucocorticoids (e.g., corticosterone in birds) enable individuals to cope with environmental stressors by enhancing mobilization of energy stores, triggering movements away from the source of stress, and facilitating other facultative behavioral changes (Sapolsky et al., 2000; Romero, 2002; Wingfield and Sapolsky, 2003). However, elevated corticosterone may inhibit reproductive development and delay the onset of breeding despite the need to begin nesting as early as possible in an environment where the window for successful reproduction is only 4–5 weeks (Wingfield and Hunt, 2002; Wingfield and Sapolsky, 2003). Thus, strategies with which to cope with unpredictable environments are critical to ensure appropriate timing of nesting (Martin and Wiebe, 2004). Such mechanisms include modulation of the stress response driven by changes in stress hormone titers and mineralocorticoid and glucocorticoid receptor expression (Krause et al., 2015).

Studies of northern latitude migratory songbirds suggest that many species have a robust adrenocortical response to acute stress upon arrival onto their breeding grounds (Reneerkens et al., 2002; Holberton and Wingfield, 2003; Meddle et al., 2003; Wingfield and Ramenofsky, 2011; Krause et al., 2015). These hormonal patterns are particularly evident in species in which males arrive first (Wingfield and Hunt, 2002). During severe weather the robust increase in corticosterone may facilitate the movement of birds away from their breeding areas to refuges further south where they will remain until the situation improves. Once weather conditions improve the birds may then return to reattempt breeding (Wingfield et al., 2004). It remains unclear how, or if, the robust stress response varies according to the latitude or location of the northern extremes of breeding grounds. Indeed, how robust the adrenocortical response to acute stress is on arrival at the breeding grounds appears to be highly variable among avian species and even among populations. For example, snow buntings (*Plectrophenax nivalis*) and Lapland longspurs (*Calcarius lapponicus*) breeding early in the season in Alaska, appear to maintain a lower adrenocortical response to stress when compared to other Arctic breeding species such as white-crowned sparrows (*Zonotrichia leucophrys*) and American tree sparrows (*Spizella arborea*) that breed at lower latitudes in Alaska (Wingfield et al., '95; Romero et al., '97; Meddle et al., 2002; Holberton and Wingfield, 2003; Krause et al., 2015). However, in spite of this lower stress response, incubating Lapland longspurs on the North Slope of Alaska abandoned their nests following a 3-day snowstorm with sub-freezing temperatures and resumed flocking behavior typical of the non-breeding season. This nest abandonment was accompanied by a dramatic increase in corticosterone (Astheimer et al., '95). So clearly, if environmental conditions deteriorate for prolonged periods, there is the potential for a robust adrenocortical response to stress (Astheimer et al., '95).

The lowest observed adrenocortical stress response in Arctic birds occurs once breeding is over and the pre-basic feather molt begins. This is thought to be a mechanism by which detrimental effects of corticosteroids on protein synthesis and turnover are avoided during feather formation when large amounts of keratin are being produced (Romero et al., 2005). In support of this argument, experimental elevation of circulating corticosterone during molt can result in the malformation of feathers (Romero et al., 2005; DesRochers et al., 2009).

The magnitude of the adrenocortical stress response also varies with age. A “hypo-responsive period”—where the HPA stress response is underdeveloped in young that are unable to thermoregulate and obtain their own food (i.e., altricial young)—has been well described in a number of species (Walker et al., 2005; Wada et al., 2007; Wada and Breuner, 2008; Rensel et al., 2010). A robust stress response gradually develops as chicks grow so that when chicks are ready to fledge from the nest an adult-like stress response is typically observed.

We conducted field investigations to investigate patterns of glucocorticoid hormone release during the breeding season in both snow buntings and Lapland longspurs at the northern edge of their range in northwest Greenland. To date, our knowledge of whether Arctic breeding specialists are able to modulate their adrenocortical responses to extreme conditions upon arrival on their breeding grounds is limited. We hypothesized that these species would show a higher adrenocortical response to stress upon arrival at the northern edge of their breeding range, and, once breeding had commenced, show a decline that continues into molt. Such regional variation in the adrenocortical response to stress could be an important physiological mechanism allowing animals to breed in a range of geographical locations where the weather is extreme and unpredictable.

The modulation of the adrenocortical response to stress during the breeding season is achieved to varying degrees by changes in secretion and/or responses to adrenocorticotrophic hormone (ACTH), corticotropin releasing-factor (CRF), and arginine vasotocin (AVT) (Romero and Wingfield, '98; Romero et al., '98b,c,d). Such investigations are important to determine whether the modulation of the stress response involves changes in: (i) sensitivity of adrenocortical cells to ACTH; (ii) sensitivity of pituitary corticotrophs to CRF and AVT; (iii) release of CRF and AVT from the hypothalamus, or (iv) modification in the central nervous system prior to integration in the hypothalamus. In the present study we determined whether corticosterone levels can increase beyond those generated by the capture-stress-protocol and at what level of the HPA axis stress response modulation may occur. To do this we gave intravenous injections of ACTH, CRF, and AVT and quantified corticosterone release.

In addition, we compared the stress response in fledglings that were outside the nest, but still dependent on parents for food, with those fledglings that had recently become completely independent from their parents. We predicted that dependent fledglings would still have a lower stress response compared to adults as food was being provided for them. For recently independent fledglings, however, we predicted a higher stress response than adults (and dependent fledglings as well), due to their need to be obtaining food independently.

Snow buntings and Lapland longspurs are species of particular interest because both are Holarctic in distribution and breed across a wide latitudinal range throughout the Arctic. Thus, comparisons across a latitudinal gradient are possible. In the

High Arctic, these birds are generally migratory. Very few spend the entire year in the north, and those that do remain are only found in lower Arctic regions. These species are also interesting because of the differences in their timing of arrival onto High Arctic breeding grounds. The snow bunting is one of the earliest songbirds to arrive in spring (Tinbergen, '39; Irving, '60) and because winter conditions may still be prevalent, breeding may not begin until some weeks later. In contrast, Lapland longspurs arrive later and are generally more synchronous with arrival of other migratory Arctic songbirds (SLM, BGW, and JCW, unpublished data).

MATERIALS AND METHODS

Data collection and experimental observations were performed in and around Thule Air Force Base, Thule, Greenland (76°32'N; 68°50'W) during June and July 2001. The elevation of location of captures and observations ranged from sea level to a maximum of 300 m. All animal handling procedures were approved by the University of Washington Institutional Animal Care and Use Committee. Permits and permission for work in Greenland were obtained in association with the High Arctic Institute, Peregrine Fund, USA.

Capture and Sampling

We captured male and female snow buntings and Lapland longspurs on their breeding grounds with mist nets, Potter traps baited with seeds, or clap nets at the nest, the latter triggered by a 5 m rope pulled by a hidden observer. Following capture, the adrenocortical response to acute capture and handling stress was assessed (Wingfield, '94). We collected a blood sample within 3 min of capture, via puncture of the alar vein in the wing, to evaluate pre-disturbance hormone titers, as glucocorticoid hormones levels have been shown to not significantly increase if obtained within 3 min of capture (Romero and Reed, 2005). Following baseline sampling, we placed birds into opaque cloth bags and collected subsequent blood samples at 10, 30, and 60 min. We stanced blood flood with cotton after each sampling. At each sampling time we collected approximately 30–40 μ L of blood into heparinized microcapillary tubes, which were held on ice until return to the laboratory later in the day. Samples were then centrifuged at about 500g for 5–10 min. Resultant plasma was collected and frozen at -20°C and was kept frozen until processed for radioimmunoassay (see below).

We assigned the sex of each bird via dimorphic plumage, and determined breeding status by presence of a brood patch in females and the size of the cloacal protuberance in males. For example, a developing brood patch is indicative of nest initiation whereas a full edematous brood patch is typical of late incubation and nestling brooding (Wingfield and Farner, '76, '78). We assigned a fat score from the furculum and abdomen using an arbitrary scale from 0 (no visible fat) to 5 (gross bulging fat bodies; see Wingfield and Farner, '78). Any

indication of molt was recorded by the absence of primary flight feathers (remiges) and the development of replacement feathers. We fitted birds with a unique metal numbered leg band and a combination of plastic color leg bands to aid in field identification.

We assessed snow buntings for the corticosterone stress response during four stages: arrival onto breeding grounds (prior to the appearance of eggs in the nest), incubation, the feeding of nestlings, and molt. In addition, late in the season, we compared corticosterone stress responses in birds of three age classes: adults, young-of-the-year receiving food from parents, or young-of-the-year that were feeding independently. We assessed adult Lapland longspur males and females for their corticosterone response to stress during two stages: arrival onto breeding grounds (pre-nesting) and post-arrival—once birds had established a nesting site and initiated breeding activities. Finally, we compared the glucocorticoid stress responses of male snow buntings and Lapland longspurs arriving in Greenland to stress response data for arriving snow buntings and Lapland longspurs in Alaska, USA (Toolik Field Station, 67°N and Barrow, 71°N). We obtained the Alaska data from previously published work (Wingfield et al., '94b; Astheimer et al., '95) or data maintained in the Wingfield laboratory database.

Function of the HPA Axis

We challenged a subset of snow bunting adults with peptide injections to assess the functionality of the HPA axis during incubation and when nestlings were being fed. To examine adrenal function, immediately after capture and initial blood sampling we injected birds (into the jugular vein) with 14 μ L lactated Ringer's solution (Baxter) containing 100 IU/kg porcine adrenocorticotropic hormone (ACTH, Sigma-Aldrich, St. Louis, MO, USA). To examine pituitary function, we injected birds with one of three treatments including: (i) 3 μ g/kg corticotropin-releasing factor (CRF, Sigma-Aldrich), (ii) 3 μ g/kg arginine vasotocin (AVT, Sigma-Aldrich), or (iii) 3 μ g/kg each of CRF and AVT combined, all dissolved in Ringer's solution. Following all injections, we placed each bird in an opaque cloth bag for 30 min after which we collected approximately 60 μ L of blood for corticosterone quantification. Due to the limited number of birds available, we chose to use as our controls in the injection study the birds caught for regular stress series, rather than injecting a suite of birds with saline. Previous studies in snow buntings have shown that hormone levels from ringer-injected controls (Romero et al., '98b) are essentially equivalent to non-injected birds (Romero et al., '98a).

Corticosterone Radioimmunoassay

We measured corticosterone titers by radioimmunoassay after extraction from plasma with freshly re-distilled dichloromethane. We equilibrated all samples with approximately 2,000 cpm of tritiated corticosterone as an internal standard for determination

of recovery following extraction, then added corticosterone antiserum (Endocrine Sciences, Calabasas Hills, CA) to all samples. We separated bound and free hormone by addition of dextran-coated charcoal. For details of the corticosterone assay, see Wingfield et al. ('91). Recoveries typically ranged from 50–90%. Intra-assay variation (for a total of three assays) was 5.4%, while inter-assay variation was 16.6%. Sensitivity of the assay was approximately 0.1 ng/ml.

Statistical Analysis

We used SPSS for all statistical analyses, and log-transformed all hormone data prior to calculations. We used General Linear Models (GLM) to compare baseline and integrated corticosterone (dependent variables) between sex and breeding stage (fixed effects) for snow buntings and Lapland longspurs. We also used GLM to compare differences in baseline and integrated corticosterone (dependent variables) by age of snow buntings and for the various injection treatments in snow buntings (fixed effects) as well as to compare our Greenland data with data previously collected and published in the Wingfield laboratory on birds in Alaska. We calculated integrated corticosterone (i.e., a measure of the complete corticosterone response during the capture protocol) by calculating the area under the curve using the arithmetic trapezoid rule. We used Tukey's HSD as our post-hoc test, when required.

RESULTS

For snow buntings, females ($n=28$) had higher baseline corticosterone than males ($n=29$; $F_{(1,49)}=4.93$; $P=0.03$; Fig. 1) but integrated corticosterone was the same between sexes ($F_{(1,49)}=0.01$; $P=0.92$). When both sexes were combined, there were no significant differences in baseline corticosterone across stages ($F_{(3,49)}=2.09$; $P=0.11$; all stages combined; Fig. 1) but integrated corticosterone was different ($F_{(3,49)}=7.67$; $P<0.001$), with molt being lower than the three other stages (arrival: Tukey's HSD- $P<0.001$; incubation: Tukey's HSD- $P=0.01$; nestlings: Tukey's HSD- $P=0.02$; Fig. 1).

Within snow bunting females, neither baseline ($F_{(3,24)}=1.73$; $P=0.19$) nor integrated corticosterone ($F_{(3,24)}=1.19$; $P=0.34$) was different across stages (Fig. 1). For males, baseline corticosterone was the same across stages (one-way ANOVA $F_{(3,25)}=2.28$; $P=0.10$). However, integrated corticosterone was different across stages ($F_{(3,25)}=13.85$; $P<0.001$) with arrival being higher than nestlings (Tukey's HSD- $P<0.05$) and molt (Tukey's HSD- $P<0.05$; Fig. 1).

When comparing snow buntings of different ages, we found that baseline corticosterone was not significantly different between adults ($n=12$), just-fledged chicks still dependent on parents ($n=4$), and independent fledglings ($n=10$; $F_{(2,23)}=0.46$; $P=0.64$ (Fig. 2). However, integrated corticosterone was different among ages ($F_{(2,23)}=3.82$; $P=0.04$) with just-fledged chicks showing higher integrated corticosterone than either adults

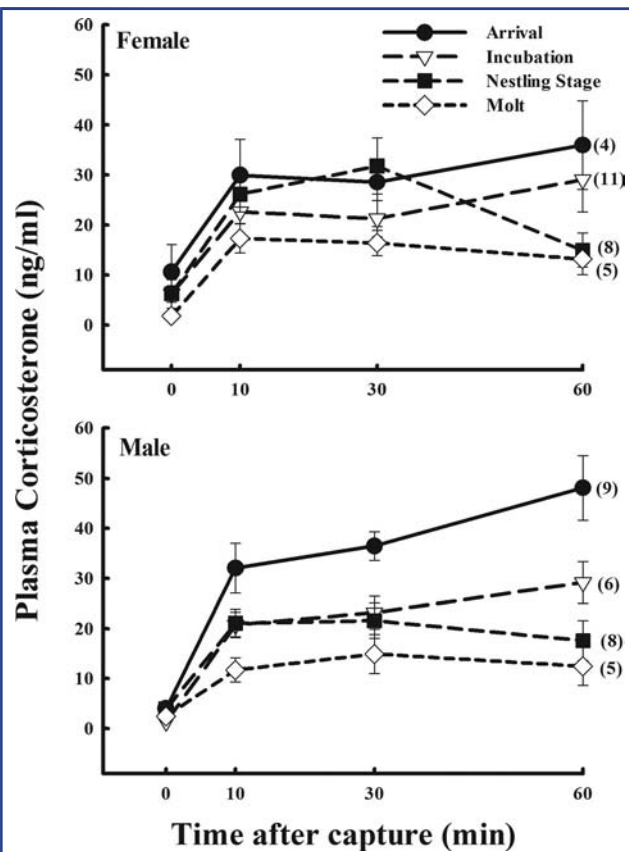


Figure 1. The corticosterone stress response in female and male snow buntings at Thule, Greenland. Birds were sampled during arrival onto breeding grounds, incubation, the nestling stage, and during molt. Females had higher baseline corticosterone than males ($P = 0.03$), but were not different in integrated corticosterone (area under the curve; $P = 0.92$). Across stages, baselines were again similar ($P = 0.11$), but integrated corticosterone during molt was lower than the three other life history stages (arrival: $P < 0.001$; incubation: $P = 0.01$; nestlings: $P = 0.02$). Within females, baseline and integrated corticosterone were similar across stages ($P = 0.01$ and $P = 0.34$, respectively). Baseline corticosterone was similar across stages for males ($P = 0.10$), but integrated corticosterone was higher at arrival as compared to nestling and molt stages ($P < 0.05$ and $P < 0.05$, respectively). Sample sizes are included in parentheses.

(Tukey's HSD— $P = 0.04$); or independent fledglings (Tukey's HSD— $P = 0.05$, Fig. 2).

For Lapland Longspurs, there were no significant differences overall between females ($n = 11$) and males ($n = 12$) in baseline corticosterone ($F_{(1,19)} = 0.83$; $P = 0.37$), but baseline corticosterone was higher during arrival compared to post-arrival for both sexes ($F_{(1,19)} = 17.21$; $P = 0.001$; Fig. 3). Integrated corticosterone

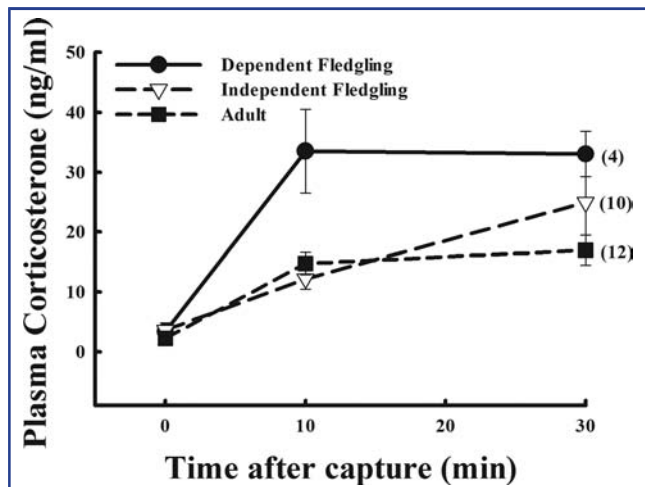


Figure 2. Plasma corticosterone in snow buntings of three different ages at Thule, Greenland: just-fledged chicks still dependent on parents, independent fledglings, and adults during their molt period. Baseline corticosterone was similar across ages ($P = 0.64$), but integrated corticosterone was higher in dependent fledglings as compared to both independent fledglings ($P = 0.04$) or adults ($P = 0.05$). Sample sizes are included in parentheses.

was not different between sexes overall ($F_{(1,19)} = 0.08$; $P = 0.79$; Fig. 3), but both stage ($F_{(1,19)} = 24.75$; $P < 0.001$) and the interaction between sex and stage ($F_{(1,19)} = 11.82$; $P = 0.003$) were significantly different for integrated corticosterone. Post hoc analyses showed that for males, corticosterone was higher during arrival as compared to post-arrival ($F_{(1,10)} = 28.13$; $P < 0.001$), while females showed no differences in integrated corticosterone between stages ($F_{(1,9)} = 1.70$; $P = 0.23$; Fig. 3).

There was no difference in baseline corticosterone between controls ($n = 46$) and the ACTH treatment group ($n = 11$; $F_{(1,39)} = 1.46$; $P = 0.24$; Fig. 4). At 30-min post-injection, corticosterone was significantly higher in ACTH-injected birds than in controls ($F_{(1,40)} = 7.07$; $P = 0.01$; Fig. 4).

There was no significant difference in baseline corticosterone among controls ($n = 46$) and any of the other injection groups (CRF ($n = 8$); AVT ($n = 7$), AVT + CRF ($n = 8$); $F_{(3,46)} = 0.19$; $p = 0.90$; Fig. 4). Similarly, corticosterone levels at 30 min were not different among treatment and control birds ($F_{(3,49)} = 2.35$; $P = 0.08$; Fig. 4).

Arriving male snow buntings in Greenland had significantly higher integrated corticosterone than snow buntings that arrived on breeding grounds in Alaska ($t = -2.12$; $P = 0.05$; Fig. 5). As well, arriving Lapland longspurs in Greenland had significantly higher integrated corticosterone ($F_{(2,29)} = 15.08$; $P < 0.001$) compared to birds arriving in Toolik Field station, Alaska (Tukey's HSD— $P < 0.001$) and Barrow, Alaska (Tukey's HSD— $P < 0.004$; Fig. 5).

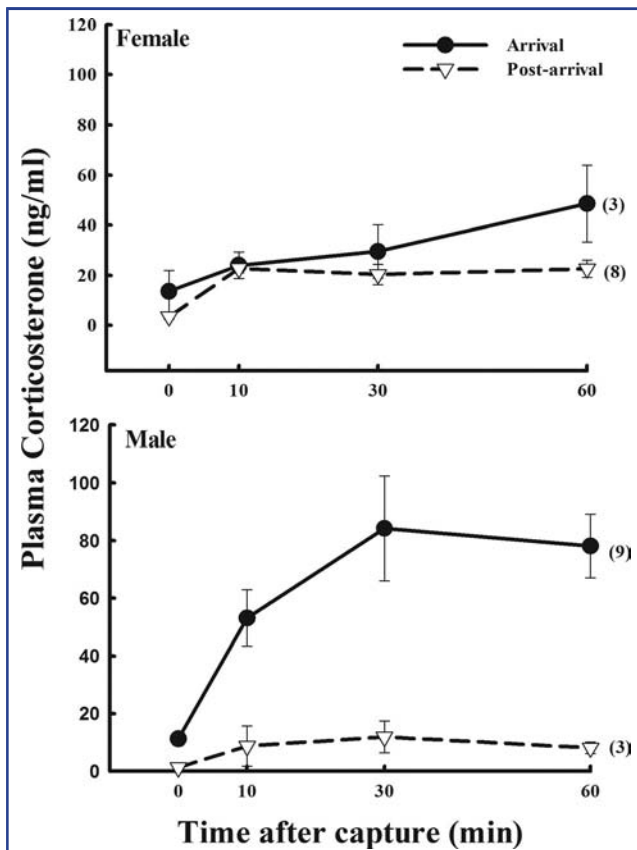


Figure 3. The corticosterone stress response in female and male Lapland longspurs at Thule, Greenland following capture. Baseline corticosterone was similar between the sexes ($P = 0.37$), but higher in arrival compared to post arrival for both sexes ($P < 0.001$). While integrated corticosterone (area under the curve) was not different between sexes ($P = 0.77$), integrated corticosterone was higher during arrival for males ($P < 0.001$) but females showed no differences between stages ($P = 0.29$). Sample sizes are given in parentheses.

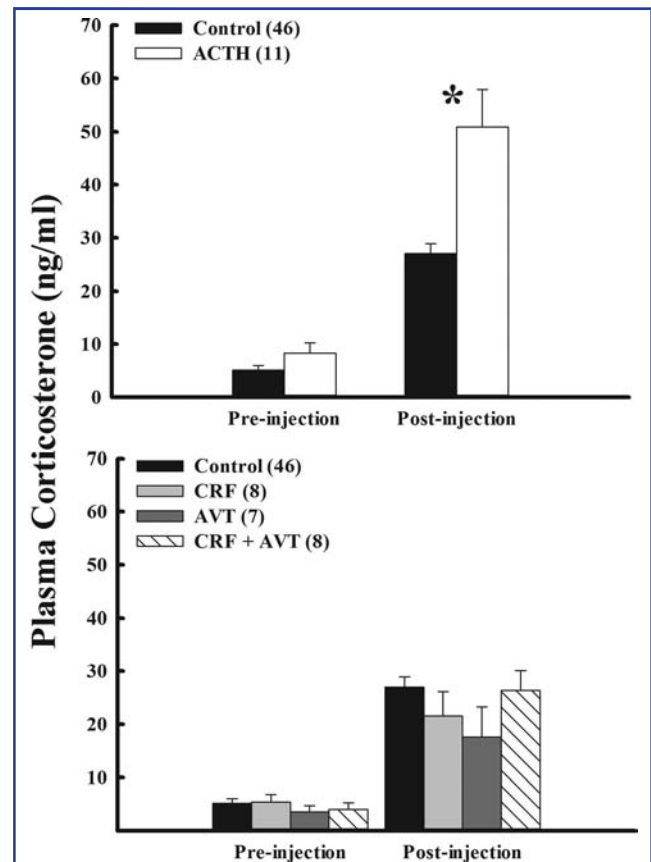


Figure 4. Effect of injections of adrenocorticotropin (ACTH), corticotropin releasing factor (CRF), arginine vasotocin (AVT), and combination (CRF + AVT) on plasma corticosterone in snow bunting adults in Thule, Greenland. There was no difference in pre-injection corticosterone for ACTH-injected and control birds ($P = 0.24$; top panel), but corticosterone was significantly higher in ACTH birds 30-min post-injection (* $P = 0.01$; top panel). There were no differences in corticosterone at either pre-injection ($P = 0.90$) or 30-min post-injection between control and any of the other injection groups (CRF, AVT, CRF + AVT; $P = 0.08$; lower panel). Sample sizes are given in parentheses.

DISCUSSION

Over a decade ago Wingfield and Sapolsky (2003) suggested that animals breeding at high latitudes, where the breeding season is extremely short, might decrease sensitivity to acute stressors to increase reproductive success, even though this may potentially reduce survival in the face of local perturbations. Evidence to date indicates that several species nesting at the northern limit of their range do indeed suppress the adrenocortical responses to a standardized stressor, but only during the later stages of breeding (Wingfield, '94; Wingfield et al., '95, 2004). This attenuation is thought to be regulated by a decrease in mineralocorticoid receptor expression in the hippocampus (Krause et al., 2015).

On arrival, male snow buntings and Lapland longspurs exhibited a higher glucocorticoid stress response (Figs. 1 and 3) as compared to later in the breeding season. Furthermore, this stress response is decreased in males and females of both species as nesting ensues, and in particular for Lapland longspurs, at the onset of molt (Figs. 1 and 3). This decrease as breeding season progresses has been demonstrated in populations breeding at lower latitudes in the Arctic (Wingfield et al., '94a,b). More importantly, male snow buntings and Lapland longspurs breeding in Northwest Greenland show greater adrenocortical responses to

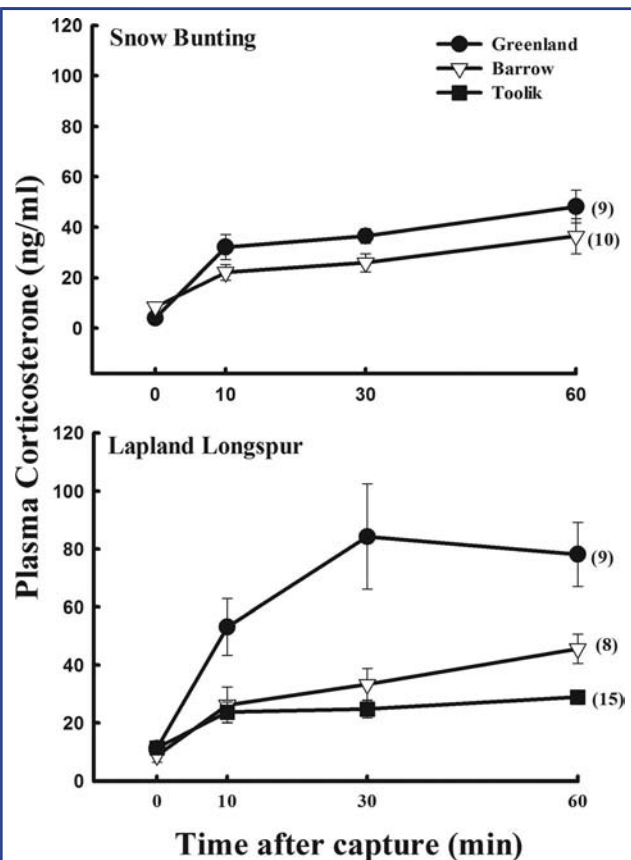


Figure 5. Comparison of adrenocortical responses to stress in male snow buntings and Lapland longspurs in Alaska, USA (Toolik Field Station, 67°N and Barrow, 71°N), and Thule, Greenland (76°N). For both species, the corticosterone stress response was greater in the more northerly study site—Greenland (snow buntings $P=0.05$; Lapland longspurs $P<0.005$). Females showed no differences in corticosterone profiles according to latitude (data not shown). (Alaska data from Wingfield et al., '94b; Astheimer et al., '95).

stress on arrival from migration and prior to onset of nesting compared with populations in Barrow Alaska (Fig. 5). These data are consistent with the hypothesis posited by Wingfield et al. (2004) which states that a greater adrenocortical response to stress at arrival to the breeding grounds in spring could be adaptive in allowing birds to be more reactive to variable conditions and to respond quickly and effectively if conditions are not ideal. However, once committed to nesting, these birds should then become more resistant to perturbations so as to enhance reproductive success. Additionally, the down regulation of the stress response later on in the breeding season may be a pattern in support of the brood-value hypothesis (i.e., Heidinger et al., 2006; Lendvai et al., 2007). Specifically, as postulated by Wingfield and

Sapolsky (2003), if the value in current reproduction is high, as compared to reproductive attempts in the future, then suppression of the stress response should occur, decreasing the probability of immediate nest abandonment and concomitant increased chick mortality.

Interestingly, in Lapland longspurs (Fig. 3), and in contrast to snow buntings (Fig. 1), the baseline corticosterone upon arrival was higher than at any other time in the breeding season for both males and females. Perhaps elevated corticosterone in the synchronously arriving Lapland longspurs relates to their later arrival and their need for elevated energy in order to immediately commence breeding activities. High baseline corticosterone levels have previously been reported in the red knot (*Calidris canutus islandica*), a long-distance High Arctic migrant (Reneerkens et al., 2002).

Female birds show patterns in corticosterone secretion that are much less affected by limits to northern range, as seen in the white-crowned sparrow, American tree sparrow, and Smith's longspur (*Calcarius pictus*) breeding at the northern edge of their ranges on the North Slope of Alaska (Holberton and Wingfield, 2003; Meddle et al., 2003; Krause et al., 2015). It is not clear why females, unlike males, do not show a higher acute stress response after arrival from migration as compared to the rest of the breeding season. In the High Arctic, females arrive within a few days of males and, thus, are exposed to the same environmental conditions, but males do establish territories on arrival and generally accompany females closely. By playing a sentry role (i.e., looking out for predators) and defending a territory, males may allow females to feed more efficiently so they accumulate greater reserves for egg laying and can spend greater time incubating (JCW, unpublished observations).

In contrast to our prediction, it was surprising to discover that snow bunting fledglings still dependent on parents for food had a high adrenocortical response to stress (Fig. 2). Moreover, independent fledglings—with no evidence of parental care or begging—had stress responses similar to adults. Previous studies in lower latitudes have shown that chicks at or near fledging have a normal, adult like stress response (Walker et al., 2005; Wada et al., 2007; Wada and Breuner, 2008; Rensel et al., 2010). Perhaps the new experience of being out of the nest, begging for food from their parents and competing for food with their siblings, greatly affected the HPA axis of these fledglings. Indeed, studies have shown that corticosterone and begging behavior can be correlated in birds (Kitaysky et al., 2001; Quillfeldt et al., 2006). We had predicted that the independent fledglings, completely independent from their parents, might have been more susceptible to the stress of having to find their own food. In reality, these independent young had a plethora of food available to them (Wingfield, unpublished data), so having learned how to obtain their own food relieved some of the need for a higher stress response elicited by the still dependent and slightly younger fledglings that are begging and competing for food with their nest-mates.

At 30 min post-injection, ACTH-injected snow buntings showed significantly higher corticosterone levels than controls (Fig. 4). This indicates that the modulation of corticosterone release is occurring above the level of the adrenocortical tissue. We further tested regulatory mechanisms above the adrenal tissue by injecting snow buntings with CRF, AVT, or CRF + AVT. None of the injection treatments resulted in increased corticosterone titers as compared to controls. Thus, modulation of the adrenocortical response is most likely occurring at the level of the pituitary gland in snow buntings. This is different from results from Alaskan snow buntings where AVT successfully augmented corticosterone release (Romero et al., '98b), presumably via increased endogenous ACTH release.

Latitudinal Differences

A comparison of the corticosterone profiles collected here (Northwest Greenland; 76°N) with those from studies in Alaska (67–71°N) (Wingfield et al., '94b; Astheimer et al., '95) reveal that male snow buntings and Lapland longspurs have a markedly higher corticosterone stress response upon arrival in Greenland (Fig. 5). Hormone analyses from previous studies compared here were conducted in the Wingfield laboratory under similar protocols and conditions. Thus, we feel confident in our ability to include data from previous studies as our long-term data set on Arctic breeding passerines makes such comparisons possible.

These findings extend our knowledge of when and how the adrenocortical response to acute stress is modulated and confirms that males of some species at the northern extremes of their breeding range enhance their stress responses at arrival. It is also likely that such flexibility in modulation of stress responses may be typical of nesting birds at their upper altitudinal range and at the leading edge of range expansion into urban areas (Bonier et al., 2007; Addis et al., 2011; Liebl and Martin, 2012). These latitudinal correlations are similar to those reported in a recent across-avian-species analysis of stress response vs. latitude (Jessop et al., 2013). The relationship, however, does not appear universal, as Quirici et al. (2014) found no association between latitude and the stress response in another bird species, the thorn-tailed rayadito (*Aphrastura spinicauda*).

How an individual's stress response relates to an individual's fitness is a topic of intense interest and discussion among stress physiologists (e.g., Breuner et al., 2008; Bonier et al., 2009; Crespi et al., 2013). How large scale and abiotic environmental factors affect stress expression are also significant considerations, especially as concern over global climate change increases (Jessop et al., 2013; Wingfield, 2013). In the present studies, we were unable to measure direct fitness outcomes because the patterns of stress response expression seem to show high variability in some instances (i.e., the pattern of stress expression during the breeding chronology varies among species), while in others, there appears to be a more consistent pattern (i.e., latitudinal expression patterns). As such, further studies are required. In particular, the

question of how global climate change and other anthropogenic impacts on the environment will affect the overall fitness in many different bird species is a particularly compelling question.

ACKNOWLEDGMENTS

We are indebted to Kurt Burnham and the rest of the staff at the High Arctic Institute for local guidance, permits and use of a vehicle. We thank E. Addis, A. Clark, A. Coverdill, K. McPhail and D. Wacker for intellectual discussions and comments on earlier drafts of this manuscript. The research was supported by grant numbers OPP 9702594 to P. Dee Boersma and J.C. Wingfield; and OPP-9911333 to J.C. Wingfield from the National Science Foundation, Office of Polar Programs. J.C. Wingfield acknowledges vital support from the Russell F. Stark University Professorship from the University of Washington. S.L. Meddle acknowledges Roslin Institute Strategic Grant funding from the BBSRC. B.G. Walker thanks the Dean of the College of Arts & Sciences at Fairfield University for travel support during final completion of manuscript.

LITERATURE CITED

- Addis EA, Davis JE, Miner BE, Wingfield JC. 2011. Variation in circulating corticosterone levels is associated with altitudinal range expansion in a passerine bird. *Oecologia* 167:369–378.
- Astheimer LB, Buttemer WA, Wingfield JC. 1995. Seasonal and acute changes in adrenocortical responsiveness in an Arctic-breeding bird. *Horm Behav* 29:442–457.
- Bonier F, Martin PR, Moore IT, Wingfield JC. 2009. Do baseline glucocorticoids predict fitness? *Trends Ecol Evol* 24:634–642.
- Bonier F, Martin PR, Sheldon KS, et al. 2007. Sex-specific consequences of life in the city. *Behav Ecol* 18:121–129.
- Breuner CW, Patterson SH, Hahn TP. 2008. In search of relationships between the acute adrenocortical response and fitness. *Gen Comp Endocrinol* 157:288–295.
- Crespi EJ, Williams TD, Jessop TS, Delepanty B. 2013. Life history and the ecology of stress: how do glucocorticoid hormones influence life-history variation in animals? *Funct Ecol* 27:93–106.
- DesRochers DW, Reed JM, Awerman J, et al. 2009. Exogenous and endogenous corticosterone alter feather quality. *Comp Biochem Physiol A Physiol* 152:46–52.
- Gaston AJ, Gilchrist HG, Hipfner JM. 2005. Climate change, ice conditions and reproduction in an arctic nesting marine bird: Brunnich's guillemot (*Uria lomvia* L.) *J Anim Ecol* 74:832–841.
- Heidinger BJ, Nisbet ICT, Ketterson ED. 2006. Older parents are less responsive to a stressor in a long-lived seabird: a mechanism for increased reproductive performance with age? *Proc R Soc Lond B Biol Sci* 273:2227–2231.
- Holberton RL, Wingfield JC. 2003. Modulating the corticosterone stress response: a mechanism for balancing individual risk and reproductive success in arctic-breeding sparrows? *Auk* 120:1140–1150.

- Hoye TT, Post E, Meltofte H, Schmidt NM, Forchhammer MC. 2007. Rapid advancement of spring in the high Arctic. *Curr Biol* 17:R449–R451.
- Irving L. 1960. *Birds of Anaktuvuk Pass, Kobuk, and Old Crow*. Washington, DC: Smithsonian Institution. p 409
- Jessop TS, Woodford R, Symonds MRE. 2013. Macrostress: do large-scale ecological patterns exist in the glucocorticoid stress response of vertebrates? *Funct Ecol* 27:120–130.
- Kitaysky AS, Wingfield JC, Piatt JF. 2001. Corticosterone facilitates begging and affects resource allocation in the black-legged kittiwake. *Behav Ecol* 12:619–625.
- Krause JS, McGuigan MA, Bishop VR, Wingfield JC, Meddle SL. 2015. Decreases in mineralocorticoid but not glucocorticoid receptor mRNA expression during the short Arctic breeding season in free living gambel's white-crowned sparrow (*Zonotrichia leucophrys gambelii*). *J Neuroendocrinol* 27:66–75.
- Lendvai AZ, Giraudeau M, Chastel O. 2007. Reproduction and modulation of the stress response: an experimental test in the house sparrow. *Proc R Soc Lond B Biol Sci* 274:391–397.
- Liebl AL, Martin LB. 2012. Exploratory behaviour and stressor hyper-responsiveness facilitate range expansion of an introduced songbird. *Proc R Soc B Biol Sci* 279:4375–4381.
- Martin K, Wiebe KL. 2004. Coping mechanisms of alpine and arctic breeding birds: extreme weather and limitations to reproductive resilience. *Integr Comp Biol* 44:177–185.
- Meddle SL, Owen-Ashley NT, Richardson MI, Wingfield JC. 2003. Modulation of the hypothalamic-pituitary-adrenal axis of an Arctic-breeding polygynandrous songbird, the smith's longspur, *Calcarius pictus*. *Proc R Soc B Biol Sci* 270:1849–1856.
- Meddle SL, Romero LM, Astheimer LB, et al. 2002. Steroid hormone interrelationships with territorial aggression in an Arctic-breeding songbird, gambel's white-crowned sparrow, *Zonotrichia leucophrys gambelii*. *Horm Behav* 42:212–221.
- Olsson PQ, Sturm M, Racine CH, Romanovsky V, Liston GE. 2003. Five stages of the Alaskan Arctic cold season with ecosystem implications. *Arctic Antarctic Alpine Res* 35:74–81.
- Post E, Forchhammer MC, Stenseth NC, Callaghan TV. 2001. The timing of life-history events in a changing climate. *Proc R Soc B Biol Sci* 268:15–23.
- Quillfeldt P, Masello JF, Strange IJ, Buchanan KL. 2006. Begging and provisioning of thin-billed prions, *Pachyptila belcheri*, are related to testosterone and corticosterone. *Anim Behav* 71:1359–1369.
- Quirici V, Venegas CI, Gonzalez-Gomez PL, et al. 2014. Baseline corticosterone and stress response in the thorn-tailed rayadito (*Aphrastura spinicauda*) along a latitudinal gradient. *Gen Comp Endocrinol* 198:39–46.
- Reneerkens J, Morrison RIG, Ramenofsky M, Piersma T, Wingfield JC. 2002. Baseline and stress-induced levels of corticosterone during different life cycle substages in a shorebird on the high Arctic breeding grounds. *Physiol Biochem Zool* 75:200–208.
- Rensel MA, Boughton RK, Schoech SJ. 2010. Development of the adrenal stress response in the Florida scrub-jay (*Aphelocoma coerulescens*). *Gen Comp Endocrinol* 165:255–261.
- Romero LM. 2002. Seasonal changes in plasma glucocorticoid concentrations in free-living vertebrates. *Gen Comp Endocrinol* 128:1–24.
- Romero LM, Ramenofsky M, Wingfield JC. 1997. Season and migration alters the corticosterone response to capture and handling in an arctic migrant, the white-crowned sparrow (*Zonotrichia leucophrys gambelii*). *Comp Biochem Physiol C Pharmacol Toxicol Endocrinol* 116C:171–177.
- Romero LM, Reed J. 2005. Collecting baseline corticosterone samples in the field: is under 3 min good enough? *Comp Biochem Physiol A Physiol* 140:73–79.
- Romero LM, Reed JM, Wingfield JC. 2000. Effects of weather on corticosterone responses in wild free-living passerine birds. *Gen Comp Endocrinol* 118:113–122.
- Romero LM, Soma KK, O'Reilly KM, Suydam R, Wingfield JC. 1998a. Hormones and territorial behavior during breeding in snow buntings (*Plectrophenax nivalis*): an Arctic-breeding songbird. *Horm Behav* 22:40–47.
- Romero LM, Soma KK, Wingfield JC. 1998b. Changes in pituitary and adrenal sensitivities allow the snow bunting (*Plectrophenax nivalis*), an Arctic-breeding song bird, to modulate corticosterone release seasonally. *J Comp Physiol B* 168:353–358.
- Romero LM, Soma KK, Wingfield JC. 1998c. Hypothalamic-pituitary-adrenal axis changes allow seasonal modulation of corticosterone in a bird. *Am J Physiol* 274:R1338–R1344.
- Romero LM, Soma KK, Wingfield JC. 1998d. The hypothalamus and adrenal regulate modulation of corticosterone release in redpolls (*Carduelis flammea* – an Arctic-breeding song bird). *Gen Comp Endocrinol* 109:347–355.
- Romero LM, Storchlic D, Wingfield JC. 2005. Corticosterone inhibits feather growth: potential mechanism explaining seasonal down regulation of corticosterone during molt. *Comp Biochem Physiol A Physiol* 142:65–73.
- Romero LM, Wingfield JC. 1998. Seasonal changes in adrenal sensitivity alter corticosterone levels in Gambel's white-crowned sparrows (*Zonotrichia leucophrys gambelii*). *Comp Biochem Physiol C Pharmacol Toxicol Endocrinol* 119C:31–36.
- Sapolsky RM, Romero LM, Minck AU. 2000. How do glucocorticoids influence stress responses? Integrating permissive, suppressive, stimulatory, and preparative actions. *Endocr Rev* 21:55–89.
- Serreze MC, Walsh JE, Chapin FS, et al. 2000. Observational evidence of recent change in the northern high-latitude environment. *Clim Change* 46:159–207.
- Sturm M, McFadden JP, Liston GE, et al. 2001. Snow-shrub interactions in arctic tundra: a hypothesis with climatic implications. *J Clim* 14:336–344.
- Tinbergen N. 1939. The behavior of the snow bunting in spring. *Trans Linn Soc N Y* 5:1–94.

- Wada H, Breuner CW. 2008. Transient elevation of corticosterone alters begging behavior and growth of white-crowned sparrow nestlings. *J Exp Biol* 211:1696–1703.
- Wada H, Hahn T, Breuner CW. 2007. Development of stress reactivity in the white-crowned sparrow nestlings: total corticosterone response increases with age, while free corticosterone response remains low. *Gen Comp Endocrinol* 150:405–413.
- Walker BG, Wingfield JC, Boersma PD. 2005. Age and food deprivation affects expression of the glucocorticosteroid stress response in magellanic penguin (*Spheniscus magellanicus*) chicks. *Physiol Biochem Zool* 78:78–89.
- Walsh JE, Shapiro I, Shy TL. 2005. On the variability and predictability of daily temperatures in the Arctic. *Atmosphere Ocean* 43: 213–230.
- Weatherhead E, Gearheard S, Barry RG. 2010. Changes in weather persistence: insight from Inuit knowledge. *Glob Env Change Hum Policy Dimens* 20:523–528.
- Wingfield JC. 1994. Modulation of the adrenocortical response to stress in birds. In: Davey KG, Peter RE, Tobe SS, editors. *Perspectives in comparative endocrinology*. Ottawa: National Research Council of Canada. p 520–528.
- Wingfield JC. 2013. Ecological processes and the ecology of stress: the impacts of abiotic environmental factors. *Funct Ecol* 27:37–44.
- Wingfield JC, Deviche P, Sharbaugh S, et al. 1994a. Seasonal changes of the adrenocortical responses to stress in redpolls, *Acanthis flammea*, in alaska. *J Exp Zool* 270:372–380.
- Wingfield JC, Farner DS. 1976. Avian endocrinology – field investigations and methods. *Condor* 78:570–573.
- Wingfield JC, Farner DS. 1978. The endocrinology of a naturally breeding population of the white-crowned sparrow (*Zonotrichia leucophrys pugetensis*). *Physiol Zool* 51:188–205.
- Wingfield JC, Hegner RE, Lewis DM. 1991. Circulating levels of luteinizing hormone and steroid hormones in relation to social status in the cooperatively breeding white-browed sparrow weaver, *Plocepasser mahali*. *J Zool* 225:43–58.
- Wingfield JC, Hunt KE. 2002. Arctic spring: hormone–behavior interactions in a severe environment. *Comp Biochem Physiol B Biochem Mol Biol* 132:275–286.
- Wingfield JC, O'Reilly KM, Astheimer LB. 1995. Modulation of the adrenocortical responses to acute stress in arctic birds: a possible ecological basis. *Am Zool* 35:285–294.
- Wingfield JC, Owen–Ashley N, Benowitz–Fredericks ZM, Lynn SE, Hahn TP, Wada H, Breuner C, Meddle SL, Romero LM. 2004. Arctic spring: the arrival biology of migrant birds. *Acta Zool Sin* 50:948–960.
- Wingfield JC, Ramenofsky M. 2011. Hormone–behavior interrelationships of birds in response to weather. *Adv Study Behav* 43:93–188.
- Wingfield JC, Sapolsky RM. 2003. Reproduction and resistance to stress: when and how. *J Neuroendocrinol* 15:711–724.
- Wingfield JC, Suydam R, Hunt K. 1994b. The adrenocortical responses to stress in snow buntings (*Plectrophenax nivalis*) and Lapland longspurs (*Calcarius lapponicus*) at Barrow, Alaska. *Comp Biochem Physiol C Pharm Toxicol Endocrinol* 108:299–306.