

Lawrence Berkeley National Laboratory

Lawrence Berkeley National Laboratory

Title

Beam energy spread in FERMI@elettra gun and linac induced by intrabeam scattering

Permalink

<https://escholarship.org/uc/item/73n543w6>

Author

Zholents, Alexander A

Publication Date

2008-09-03

Beam energy spread in FERMI@elettra gun and linac induced by intrabeam scattering

Alexander A. Zholents and Max S. Zolotarev
Lawrence Berkeley National Laboratory, University of California,
Berkeley, California 94720

Giuseppe Penco
Sincrotrone Trieste, Italy

June 2008

Disclaimer

This document was prepared as an account of work sponsored by the United States Government. While this document is believed to contain correct information, neither the United States Government nor any agency thereof, nor The Regents of the University of California, nor any of their employees, makes any warranty, express or implied, or assumes any legal responsibility for the accuracy, completeness, or usefulness of any information, apparatus, product, or process disclosed, or represents that its use would not infringe privately owned rights. Reference herein to any specific commercial product, process, or service by its trade name, trademark, manufacturer, or otherwise, does not necessarily constitute or imply its endorsement, recommendation, or favoring by the United States Government or any agency thereof, or The Regents of the University of California. The views and opinions of authors expressed herein do not necessarily state or reflect those of the United States Government or any agency thereof, or The Regents of the University of California.

Ernest Orlando Lawrence Berkeley National Laboratory is an equal opportunity employer.

1. Introduction

Intrabeam scattering (IBS) of electrons in the pre-cathode area in the electron guns known in the literature as Boersch effect (see [1] and also textbook [2]) is responsible for a growth of the electron beam energy spread there. Albeit most visible within the electron gun where the electron beam density is large and the energy spread is small, the IBS acts all along the entire electron beam pass through the Linac. In this Note we calculate the energy spread induced by IBS in the FERMI@elettra gun [3,4] and also estimate its further growth through the linac up to the Laser Heater area. In our calculations we used actual beam sizes obtained via particle tracking with GPT code [5] for the part of the gun beginning right next to the cathode and up to approximately 5 MeV beam energy and applied Piwinski formalism [6] to obtain energy spread induced by IBS. In the rest analysis performed for the electron beam pass from 5 MeV and up to 100 MeV we used constant beta-function of 5 m and applied simplified expression derived from [6].

2. Results

Figure 1 shows the evolution of the electron beam energy in the FERMI@elettra electron gun beginning from the cathode. Figure 2 and 3 show the evolution of the rms horizontal and vertical beam size $\sigma_{x,y}$ and rms horizontal and vertical beam divergence $\sigma'_{x,y}$. Figure 4 shows the evolution of the rms bunch length σ_z . In our case we deal with a cylindrical beam with equal horizontal and vertical sizes and Gaussian transverse distribution. We also assume Gaussian longitudinal distribution with the same rms beam size equal to the rms size obtained in simulations for distribution which is closer to a parabolic distribution [3]. Assuming bunch charge of 0.8 nC and carrying out calculations beginning from approximately 3 mm after the cathode and using formalism [6], we obtain approximately $\sigma_e=55$ eV for the rms electron beam energy spread induced by IBS.

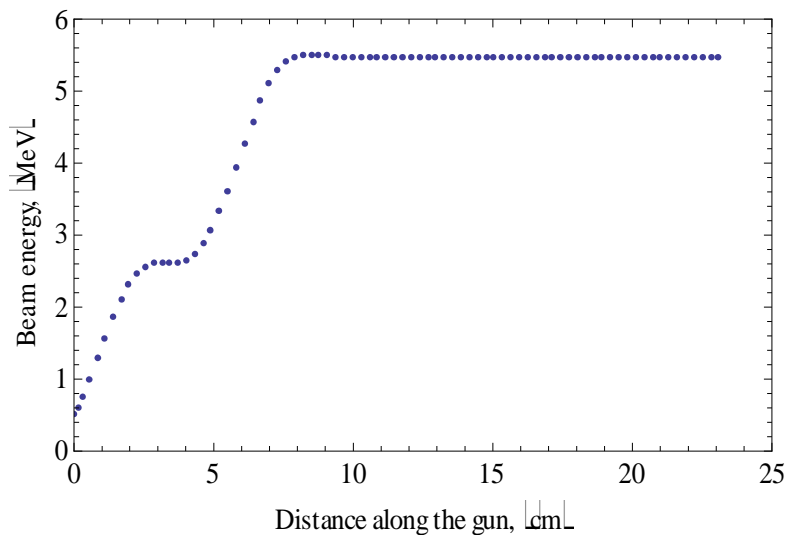


Figure 1. The evolution of the electron beam energy along the electron gun.

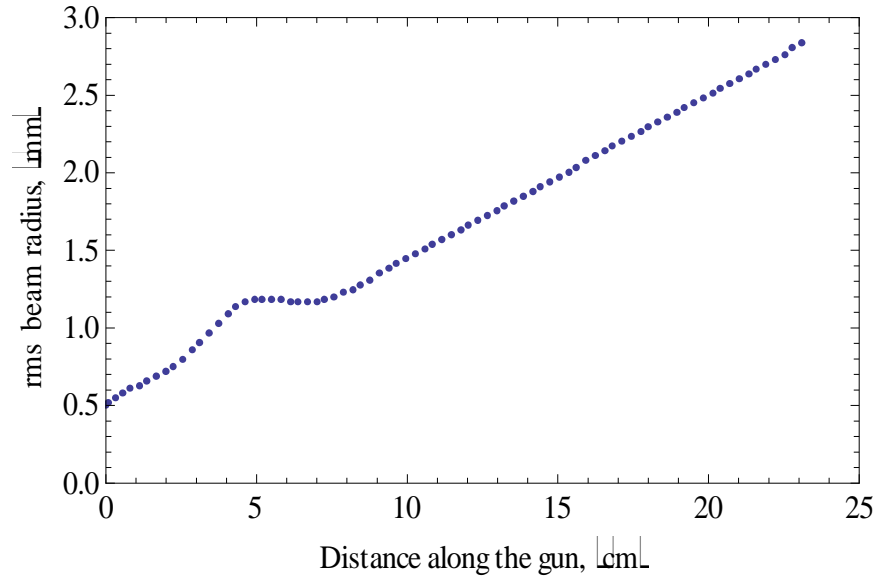


Figure 2. RMS beam horizontal and vertical size at various locations along the electron gun.

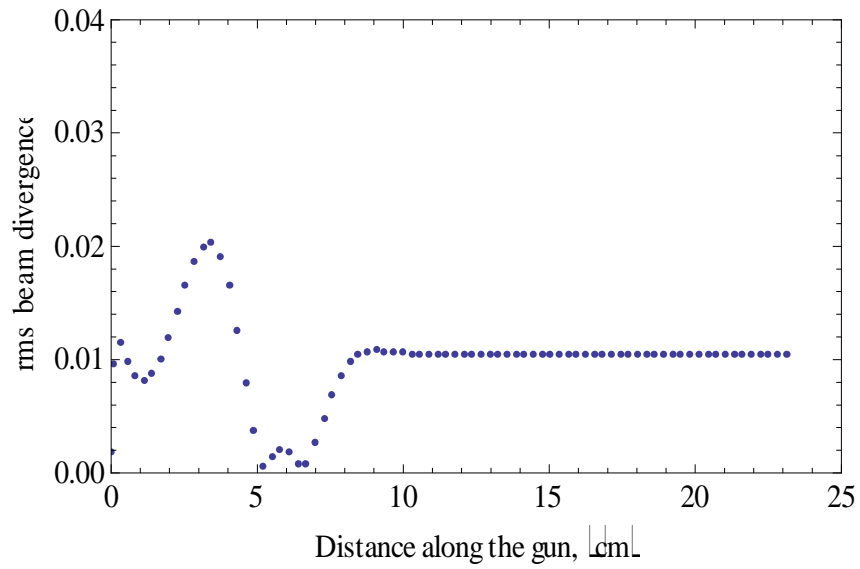


Figure 3. RMS beam horizontal and vertical divergence at various locations along the electron gun.

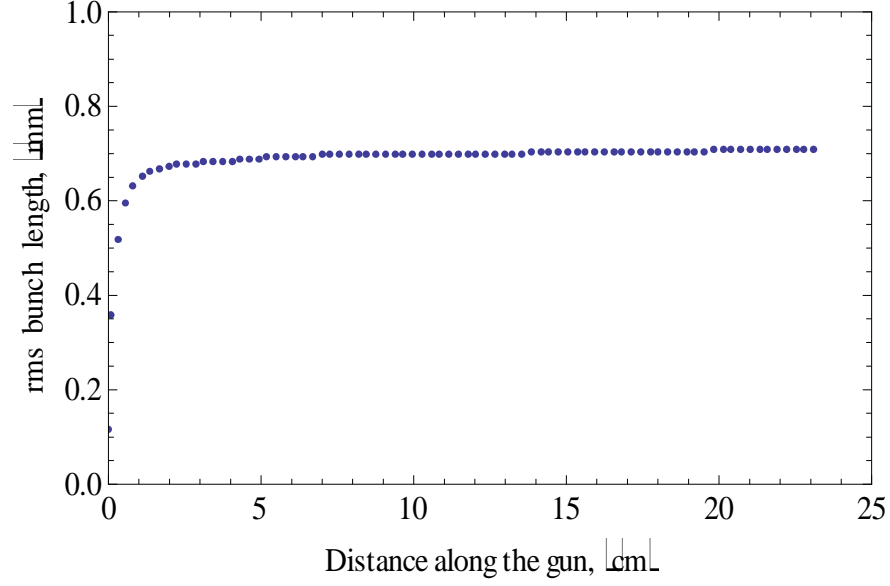


Figure 4. RMS bunch length at various locations along the electron gun.

For the rest of the analysis we use the following expression derived from [6] to estimate the energy spread growth induced by IBS:

$$\frac{d\sigma_e^2}{dz} = \frac{r_e^2 N \Lambda \gamma^{1/2}}{8 \sigma_z \varepsilon_\perp^{3/2} \beta^{1/2}}$$

Here r_e is the classical electron radius, N is the number of electrons in the bunch, ε_\perp is the normalized transverse emittance (cylindrical beam with equal horizontal and vertical emittance and equal horizontal and vertical beam sizes is assumed), β is the beta-function, γ is the Lorentz factor, and $\Lambda \approx 14$ is Coulomb logarithm. We also assume that the electron beam gains energy continuously with the energy gain of 10 MeV/m up to total energy of 100 MeV (the final point in our analysis) and that the beta-function remains constant over the length of the accelerator and equal to 5 m. Other parameters are: $\sigma_z = 0.7$ mm and $\varepsilon_\perp = 1.5$ mm-mrad. Figure 5 shows the growth of the energy spread induced by IBS beginning from $\sigma_e = 55$ eV. The energy spread at the last point where beam energy is 100 MeV is approximately 750 eV. According to a design of FERMI@elettra linac [7], at this point the electron beam enters the Laser Heater.

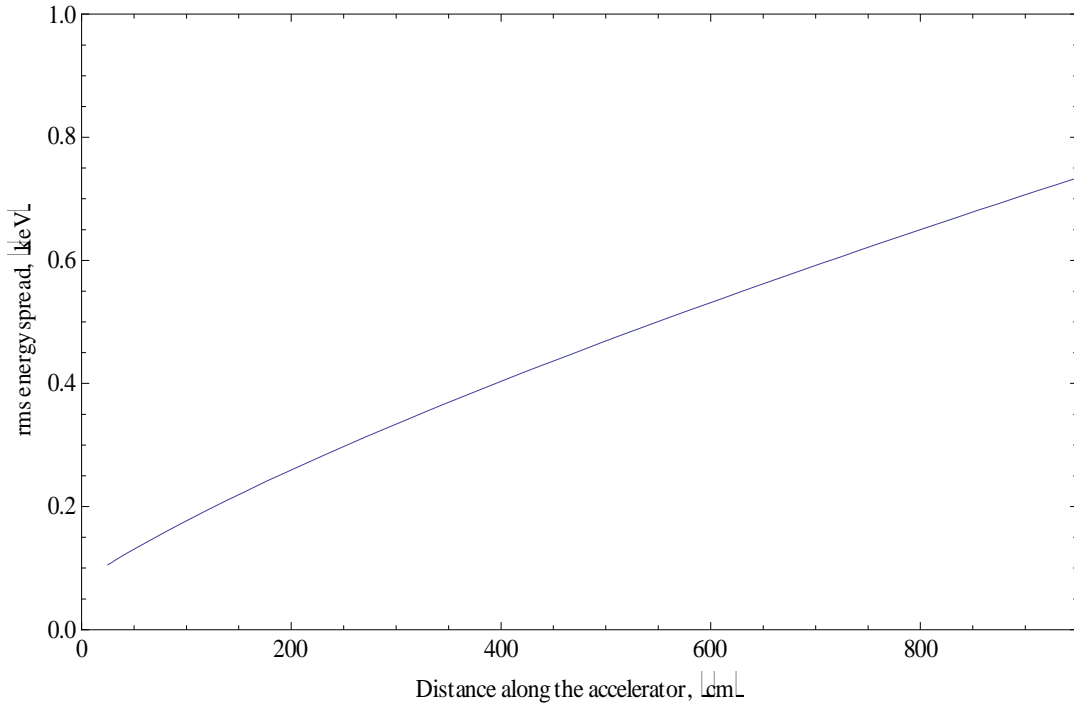


Figure 5. RMS energy spread induced by IBS at various locations along the accelerator.

Acknowledgement. Work supported by Department of Energy Contract No. DE-AC02-05CH11231.

References:

- [1] H. Boersh, Z. Phys. , **139**, 115(1954).
- [2] M. Reiser, “Theory and Design of Charged Particle Beams”, Wiley-VCH, Second edition, (2008).
- [3] M. Trovò et al., “Status of the FERMI@Elettra Photoinjector”, Proc of the EPAC 2008 conference.
- [4] G.Penco, M.Trovo’ and S.Lidia, “Optimization studies of the FERMI@ELETTRA photoinjector”, Proc of the EPAC 2006 conference.
- [5] S.B. Van der Geer et al., “General Particle tracer Overview”, <http://www.pulsar.nl/gpt/index/html>.
- [6] A. Chao and M. Tigner, “Handbook of Accelerator Physics and Engineering”, World Scientific, (1998) p.126; see also A. Piwinski, CERN Accelerator School Advanced Accelerator Physics, CERN 87-03, p.402 (1987).
- [7] Conceptual Design Report (CDR) for the FERMI@Elettra project, Sincrotrone Trieste, ST/F-TN-07/12 (2007).