

# Lawrence Berkeley National Laboratory

## Recent Work

### Title

MULTIPLE IONIZATION IN RELATIVISTIC HEAVY-ION ATOM COLLISIONS

### Permalink

<https://escholarship.org/uc/item/7c75x3h4>

### Author

Meyerhof, W.E.

### Publication Date

1987

c2



# Lawrence Berkeley Laboratory

UNIVERSITY OF CALIFORNIA

## Materials & Chemical Sciences Division

Submitted to Physical Review A

RECEIVED COPY

FEB 22 1987

LIBRARY AND  
DOCUMENTS SECTION


### MULTIPLE IONIZATION IN RELATIVISTIC HEAVY-ION ATOM COLLISIONS

W.E. Meyerhof, R. Anholt, X.-Y. Xu,  
H. Gould, B. Feinberg, R.J. McDonald,  
H.E. Wegner, and P. Thieberger

January 1987

**TWO-WEEK LOAN COPY**

*This is a Library Circulating Copy  
which may be borrowed for two weeks.*



LBL-22186  
c2

## **DISCLAIMER**

This document was prepared as an account of work sponsored by the United States Government. While this document is believed to contain correct information, neither the United States Government nor any agency thereof, nor the Regents of the University of California, nor any of their employees, makes any warranty, express or implied, or assumes any legal responsibility for the accuracy, completeness, or usefulness of any information, apparatus, product, or process disclosed, or represents that its use would not infringe privately owned rights. Reference herein to any specific commercial product, process, or service by its trade name, trademark, manufacturer, or otherwise, does not necessarily constitute or imply its endorsement, recommendation, or favoring by the United States Government or any agency thereof, or the Regents of the University of California. The views and opinions of authors expressed herein do not necessarily state or reflect those of the United States Government or any agency thereof or the Regents of the University of California.

MULTIPLE IONIZATION IN RELATIVISTIC HEAVY-ION ATOM COLLISIONS

W.E. Meyerhof, R. Anholt, and Xiang-Yuan Xu<sup>(a)</sup>

Department of Physics, Stanford University, Stanford, California 94305

Harvey Gould

Materials and Molecular Research Division, Bldg. 71-259

Lawrence Berkeley Laboratory,

University of California, Berkeley, California 94720

B. Feinberg and R.J. McDonald

Accelerator and Fusion Research Division,

Lawrence Berkeley Laboratory, University of California,

Berkeley, California 94720

H.E. Wegner and P. Thieberger

Department of Physics,

Brookhaven National Laboratory,

Upton, New York 11973

## Abstract

We show that in relativistic heavy-ion collisions the independent-electron model can be used to predict cross sections for multiple inner-shell ionization in a single collision. Charge distributions of 430- and 955-MeV/amu  $U^{90+}$ ,  $U^{89+}$ ,  $U^{83+}$ , and  $U^{68+}$  beams emerging from thin solid targets were used to obtain single- and multiple-electron stripping cross sections. The probabilities of stripping electrons from the K, L, or M shells were calculated using the semiclassical approximation and Dirac hydrogenic wavefunctions. The data generally agree with theory. An influence of the Auger effect is seen in  $U^{68+}$  collisions.

The transition from the two-body to the many-body system is one of the important areas of study physics. Since the two-body problem is largely solved in atomic physics, it is advantageous to investigate the atomic few-body problem, statically and dynamically. Theoretically, the simplest model to use is the independent particle model (IPM), which ignores interaction between the electrons and uses only single-particle wave functions.

We show that in relativistic heavy ion collisions the IPM can be used to predict cross sections for multiple ionization in a single collision with good accuracy, although some systematic deviations are found which may point to electron correlation effects.<sup>1,2</sup> According to the IPM, multiple ionization and multiple excitation should follow a binomial distribution. This distribution has been observed in satellite K x-ray spectra (simultaneous K- and L-vacancy production),<sup>3</sup> hypersatellite spectra (simultaneous double K-vacancy production),<sup>4</sup> in multiple-ionization and multiple capture,<sup>5-7</sup> and in recoil ion measurements.<sup>8,9</sup> To date, detailed comparisons between calculated and measured multiple-ionization or excitation cross sections have been hampered by various side effects. In K-L satellite experiments, the interpretation of the measurements is sensitive to uncertainties in the fluorescence yields for each multiple-hole configuration. In many charge changing experiments, where outer-shell ionization is dominant, one cannot use hydrogenic wave functions to describe the initial and final electron states. Also, at ion velocities generally used, wave function distortion effects such as binding and polarization are present.<sup>10</sup> These effects, themselves the subject of much investigation,<sup>11</sup> tend to obscure possible electron correlation effects in multiple ionization. Recoil ion measurements have been analyzed by a statistical approach.<sup>12</sup>

At relativistic energies, charge changing collisions can be well described by relatively simple theories, such as the plane-wave Born approximation (PWBA) for single-electron ionization<sup>13</sup> and the eikonal approximation for single-electron capture.<sup>14,15</sup> Wave function distortion, target-electron screening, and relativistic effects on ionization are present, but can be calculated accurately.<sup>11</sup> For high-Z ions, Dirac hydrogenic wave functions can be used. Hence, one should be able to compute relativistic multiple-ionization cross sections with a high degree of accuracy.

A recent upgrade of the Lawrence Berkeley Laboratory BEVALAC provides uranium ions with any desired charge state up to 1000 MeV/amu.<sup>16</sup> The method we used to determine single- and multiple-stripping cross sections is described in Ref. 17. Uranium ions with incident charge states 90<sup>+</sup>, 89<sup>+</sup>, 83<sup>+</sup>, and 68<sup>+</sup> (2, 3, 9, and 24 electrons) accelerated to 955 MeV/amu and with charge states 90<sup>+</sup> and 83<sup>+</sup> accelerated to 430 MeV/amu were passed through thin Be, C, mylar (My), Al, Cu, Ag, and Au foils. For each combination of energy, incident charge state and target material, charge distributions were determined as a function of target thickness. The stripping cross sections were determined by least squares fits of the integrated rate equations to the data.<sup>6</sup> Only the near linear part of the charge state population dependence on target thickness<sup>18</sup> was used in order to avoid excited-state effects.<sup>19</sup> Thin targets of Cu, Ag, and Au were deposited on 50- $\mu\text{g}/\text{cm}^2$  C backings; the effect of the backing was taken into account in the cross section analysis. Target thicknesses were determined (to  $\pm 10$  percent) by alpha particle energy loss or by x-ray attenuation.

Figures 1 to 3 show our measured results for single- and multiple-electron stripping cross sections divided by  $Z_t^2$ . For 955-MeV/amu  $\text{U}^{6+}$  ions,

up to sixfold ionization in a single collision ionization could be observed. The  $U^{90+}$  and  $U^{91+}$  single-ionization cross sections agree with measurements of Gould et al<sup>20</sup> made at 437 and 962 MeV/amu. The solid curves in Figs. 1, 2 and 3a were calculated using the IPM. If  $p_s(b)$  is the one-electron ionization probability in shell  $s$  at an impact-parameter  $b$ , the probability of ionizing  $n$  electrons out of a total of  $N$  electrons in the shell is given by the binomial distribution<sup>7</sup>

$$P_S(n,N) = \frac{N!}{n!(N-n)!} p_S^n (1-p_S)^{N-n} . \quad (1)$$

If electrons can be ejected from more than one shell, e.g. from three shells, the cross section for stripping  $m$  electrons is given by<sup>1,2</sup>

$$\sigma_m = \sum_{n_1+n_2+n_3=m} \int_0^{\infty} P_1(n_1,N_1) P_2(n_2,N_2) P_3(n_3,N_3) 2\pi b db, \quad (2)$$

where the subscripts 1, 2, and 3 refer to the three shells considered.

To compute  $\sigma_m$ , for  $p_s$  we use the semiclassical approximation (SCA) formulation of Hansteen et al.<sup>21</sup> In this theory, at a given reduced projectile velocity  $v/v_s$  ( $v_s$  is the Bohr velocity in shell  $s$ ) and reduced impact parameter  $b/a_s$  ( $a_s$  is the Bohr radius of shell  $s$ ),  $p_s$  scales approximately as  $(Z_t/Z_s)^2$ , where in the present case of projectile ionization,  $Z_t$  and  $Z_s$  are the target atomic number and the screened-projectile atomic number, respectively. In applying the tables of Hansteen et al<sup>21</sup> to the ionization of already highly stripped U ions, we use the electron binding energies computed by Carlson et al<sup>22</sup> and Slater screened charges  $Z_s$ .<sup>23</sup>



Instead of using the cross section scaling correction factor  $\mu$  defined by Hansteen et al.,<sup>21</sup> we simply normalize the calculated SCA cross sections to the PWBA.<sup>13</sup>

As shown in Ref. 11, at relativistic-projectile velocities ( $\beta = v/c \gtrsim 0.3$ ), relativistic wavefunction effects on the ionization cross section become quite small. On the other hand, Amundsen and Aashamar<sup>24</sup> have shown that relativistic-velocity effects on the impact parameter dependence of the ionization probability are also small as long as  $\beta \lesssim 0.9$ . Hence, in the present regime, the use of normalized non-relativistic SCA probabilities should be valid. Binding effects and screening effects are also negligible here.<sup>25</sup>

As is well known, for large values of  $Z_t$  the SCA breaks down, giving values of  $p_s$  that can exceed unity. Although the probabilities at small impact parameters are very large (which results in large multiple-ionization cross sections), for relativistic  $U$  they never exceed unity, partly because  $Z_t/Z_s$  never exceeds unity. In the actual calculations, ionization from the 1s, 2s, 2p, 3s, 3p, and 3d shells are taken into account.

The data shown in Figs. 1 and 2 are overall in good agreement with the IPM for multiple ionization in the K and L shells. In  $U^{6e+}$  (Fig. 3a), where M-shell ionization is dominant, the measured cross sections exceed the IPM cross sections, especially at low  $Z_t$ . We attribute the discrepancy to the LMM Auger effect, as discussed below.

Major evidence of multiple-ionization effects in these collisions is found not only in the multiple-ionization cross sections themselves but also in the fall-off of the reduced single-electron ionization cross section  $\sigma_1/Z_t^2$  with increasing  $Z_t$ . We emphasize that binding and other perturbing fields

effects are nearly negligible in these collisions (especially for L- and M-shell ionization); therefore the single-ionization cross sections should vary, as in the PWBA, as  $Z_t^3$  and  $\sigma_1/Z_t^2$  should be a constant for a given degree of ionization.<sup>11,13</sup> The fall-off in  $\sigma_1/Z_t^2$  is mainly due to the role of the un-ionized electrons. Requiring that only one electron be ionized e.g., in a nine-electron ion ( $U^{8+}$ ), requires that 8 electrons not be ionized, so that one has terms such as  $(1-p_K)^2 \times (1-p_L)^6$  for the K and L electrons. Since  $p_L$  and  $p_K$  are close to unity at large  $Z_t$ , these factors become quite small. If more electrons are present initially, the terms  $(1-p_s)$  are raised to even higher powers, so that the cross-section fall-off becomes even more significant, in agreement with the observed results (in 955-MeV/amu  $U^{8+}$ ,  $U^{83+}$ , and  $U^{6+}$ ,  $\sigma_1/Z_t^2$  drops by factors  $\sim 1/1.3$ ,  $\sim 1/3$ , and  $\sim 1/4$ , respectively, over the  $Z_t$  range investigated).

Disagreement with the IPM for multiple ionization is most apparent in  $U^{6+}$  collisions at low  $Z_t$ . Here, L-shell ionization followed by LMM Auger transitions can occur, giving an apparent increase in the multiple ionization cross sections. The theoretical cross sections for single K- or L-shell ionization accompanied by any degree of M-shell multiple ionization in 955-MeV/amu  $U^{6+}$  collisions are shown in Fig. 3b. The single-ionization cross section for creating a K- or L-shell vacancy in  $U^{6+}$  collisions is smaller than the overall single-electron loss cross section, mainly due to the M shell. The relative multiple-ionization cross sections are similar to those found in K x-ray satellite experiments:<sup>3,4</sup> the large probability  $p_M(b=0)$  comes into play and the factors  $p_M^n (1-p_M)^{N-n}$  in Eq. (1) can cause double and triple ionization to be more likely than single ionization.

The calculated double-ionization cross section in  $U^{68+}$  collisions must be incremented by the theoretical single K- or L-shell ionization cross section multiplied by the L-shell Auger yield  $\omega_A$ , and similarly for the other multiple-ionization cross sections. (The K-shell vacancy contribution to the inner-shell electron loss cross section is small, and converts mostly to L vacancies.) In the present case, only LMM Auger transitions<sup>26</sup> and LM x-ray transitions<sup>27</sup> can occur, all other electrons being absent from  $U^{69+}$  ions. Assuming that vacancies in the 14-electron M shell are statistically distributed, we use Larkin's prescription<sup>28</sup> to correct the Auger yield for fewer M-shell electrons, and obtain  $\omega_A = 0.386$  for single L-shell ionization, instead of the average value 0.455 for a fully populated U ion with a single L vacancy.<sup>26</sup> The total multiple-electron loss cross sections, including Auger transitions, are shown by the dashed lines in Fig. 3a, and are in better agreement with experiment. For  $U^{89+}$  and  $U^{90+}$  (Figs. 1a and 2a), Auger transitions can make no contribution. For  $U^{83+}$  collisions (Figs. 1b and 2b), the reduced K-shell cross section is only about 2 barns and the K-shell Auger yield is less than 5 percent, so the Auger contribution is below the scale of the figures. Nevertheless, systematic deviations from the calculations remain for  $m = 2$  at low  $Z_t$ . These deviations may point to possible correlation effects.<sup>1,2</sup>

In conclusion, multiple-electron ionization in charge-changing collisions has been observed for the first time in collisions that are amenable to calculations. Overall, the present data are in good agreement with the independent-electron approximation, suggesting that electron correlation effects must be small, at least for high-Z targets, where larger cross sections make the data most accurate. The data at low  $Z_t$  for  $U^{68+}$  provide an

opportunity for measuring Auger yields in systems where one can specify that only one shell is active, instead of summing over all shells, as is done in single-vacancy atoms.

### ACKNOWLEDGMENTS

We thank the operators and the staff and management of the BEVALAC for making experiments with relativistic few-electron U ions possible. This work was supported in part by National Science Foundation Grant No. PHY-83-13676 (Stanford University), by the Director, Office of Energy Research, Office of Basic Energy Sciences, Chemical Sciences Division, and the Office of High Energy and Nuclear Physics, Division of Nuclear Physics of the U.S. Department of Energy under Contract No. DE-AC03-76SF00098 (Lawrence Berkeley Laboratory) and Contract No. DE-AC02-76CH00016 (Brookhaven National Laboratory).

(a) Permanent address: Department of Physics, Tsinghua University, Beijing, Peoples' Republic of China

### REFERENCES

1. J.H. McGuire and L. Weaver, Phys. Rev. A16, 41 (1977).
2. R.L. Becker, A.L. Ford, and J.F. Reading, Phys. Rev. A29, 3111 (1984) and Nucl. Instr. Meth. in Phys. Res. B4, 271 (1984).
3. R.L. Kaufman, J.H. McGuire, P. Richard, and C.F. Moore, Phys. Rev. A8, 1233 (1973).
4. P. Richard in Atomic Inner-Shell Processes, edited by B. Crasemann (Academic Press, New York, 1975), Vol. I, p. 73.
5. J.R. MacDonald and F.W. Martin, Phys. Rev. A4, 1965 (1971).
6. H.D. Betz, Rev. Mod. Phys. 44, 465 (1972), and in Applied Atomic Collision Physics, Vol. 4, Condensed Matter, ed. by S. Datz (Academic Press, New York, 1984), p. 1.
7. I.S. Dimitriev, V.S. Nikolaev, L.N. Fateeva, and Ya.A. Teplova, JETP (USSR) 43, 361 (1962) [Soviet Phys. JETP 16, 259 (1963)].
8. S. Kelbch, J. Ullrich, R. Mann, P. Richard, and H. Schmidt-Böcking, J. Phys. B18, 323 (1985); see also S. Kelbch et al, J. Phys. B19, L47 (1986).
9. S.B. Elston, J.P. Forrester, P.M. Griffin, D.J. Pegg, R.S. Petersen, I.A. Sellin, R.S. Thoe, C.R. Vane, J.J. Wright, K.O. Groeneveld, R. Laubert, and F. Shen, Phys. Lett. 61A, 107 (1977).
10. G. Basbas, W. Brandt, and R. Laubert, Phys. Rev. A17, 1655 (1978).
11. R. Anholt, W.E. Meyerhof, H. Gould, Ch. Munger, J. Alonso, P. Thieberger, and H.E. Wegner, Phys. Rev. A32, 3302 (1985).
12. M. Horbatsch and R.M. Dreizler, Phys. Lett. 113A, 251 (1985); M. Horbatsch, Z. Phys. A (in press).
13. R. Anholt, Phys. Rev. A19, 1004 (1979).

14. J. Eichler, Phys. Rev. A32, 112 (1985).
15. For a review of this topic, see R. Anholt and H. Gould, in Advances in Atomic and Molecular Physics, ed. by B. Bederson (1987), to be published.
16. J.R. Alonso, R.T. Avery, T. Elioff, R.S. Force, H.A. Grunder, H.D. Lancaster, J.R. Meneghetti, F.B. Selph, R.R. Stevenson, and R.B. Jourd, Science 217, 1135 (1982).
17. W.E. Meyerhof, R. Anholt, J. Eichler, H. Gould, Ch. Munger, J. Alonso, P. Thieberger, and H.E. Wegner, Phys. Rev. A32, 3291 (1985).
18. V.S. Nikolaev, Usp. Fiz. Nauk 85, 679 (1965) (Sov. Phys. - Usp. 8, 269 (1965)).
19. R. Anholt and W.E. Meyerhof, Phys. Rev. A33, 1556 (1986).
20. H. Gould, D. Greiner, P. Lindstrom, T.J.M. Symons, and H. Crawford, Phys. Rev. Lett. 52, 180 and 1654 (1984).
21. J.M. Hansteen, O.M. Johnson, and L. Kocbach, Ato. Data Nucl. Data Tables, 15, 305 (1975). We thank Dr. Kocbach for giving us a copy of his SCA program.
22. T.A. Carlson, C.W. Nestor, N. Wasserman, and J.D. McDowell, At. Data 2, 63 (1970).
23. J.C. Slater, Quantum Theory of Atomic Structure, Vol. I, (McGraw Hill, New York, 1960), p. 369.
24. A. Amundsen and K. Aashamar, J. Phys. B14, 4047 (1981).
25. R. Anholt, W.E. Meyerhof, X.-Y. Yu, H. Gould, B. Feinberg, R.J. McDonald, H.E. Wegner, and P. Thieberger, to Phys. Rev. A., in press.
26. E.J. McGuire, Phys. Rev. A3, 587 (1971).
27. J.M. Scofield, Phys. Rev. 179, 9 (1969).
28. F.P. Larkins, J. Phys. B4, L29 (1971).

Figure Captions

Fig. 1. Single and multiple stripping cross sections for 955-MeV/amu  $U^{89+}$  (one L-shell electron) and  $U^{83+}$  (7 L-shell electrons) projectiles passing through various target foils as a function of the target atomic number ( $Z_t$ ).

The cross sections in barns have been divided by  $Z_t^2$ . On each curve,  $m$  indicates the multiplicity of the stripping process. The solid curves show the independent-electron approximation results.

Fig. 2. Same as Fig. 1, for 430-MeV/amu  $U^{90+}$  and  $U^{83+}$  projectiles.

Fig. 3(a) Same as Fig. 1, for 955-MeV/amu  $U^{68+}$  ions. The dashed curves include the computed influence of the LMM Auger effect. (b) Theoretical cross sections for multiple ionization if one vacancy is in the K or L shell.



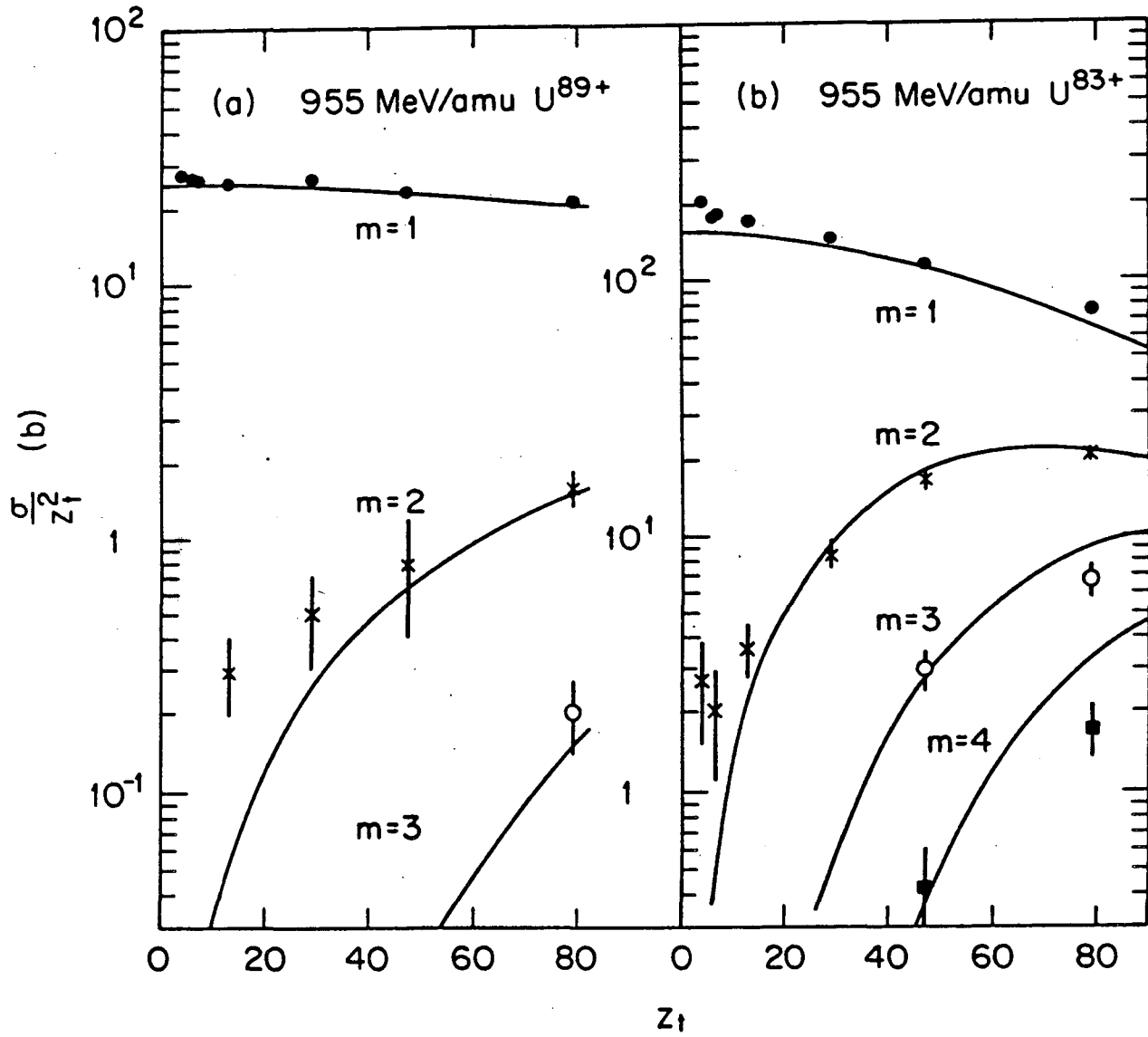


Fig. 1

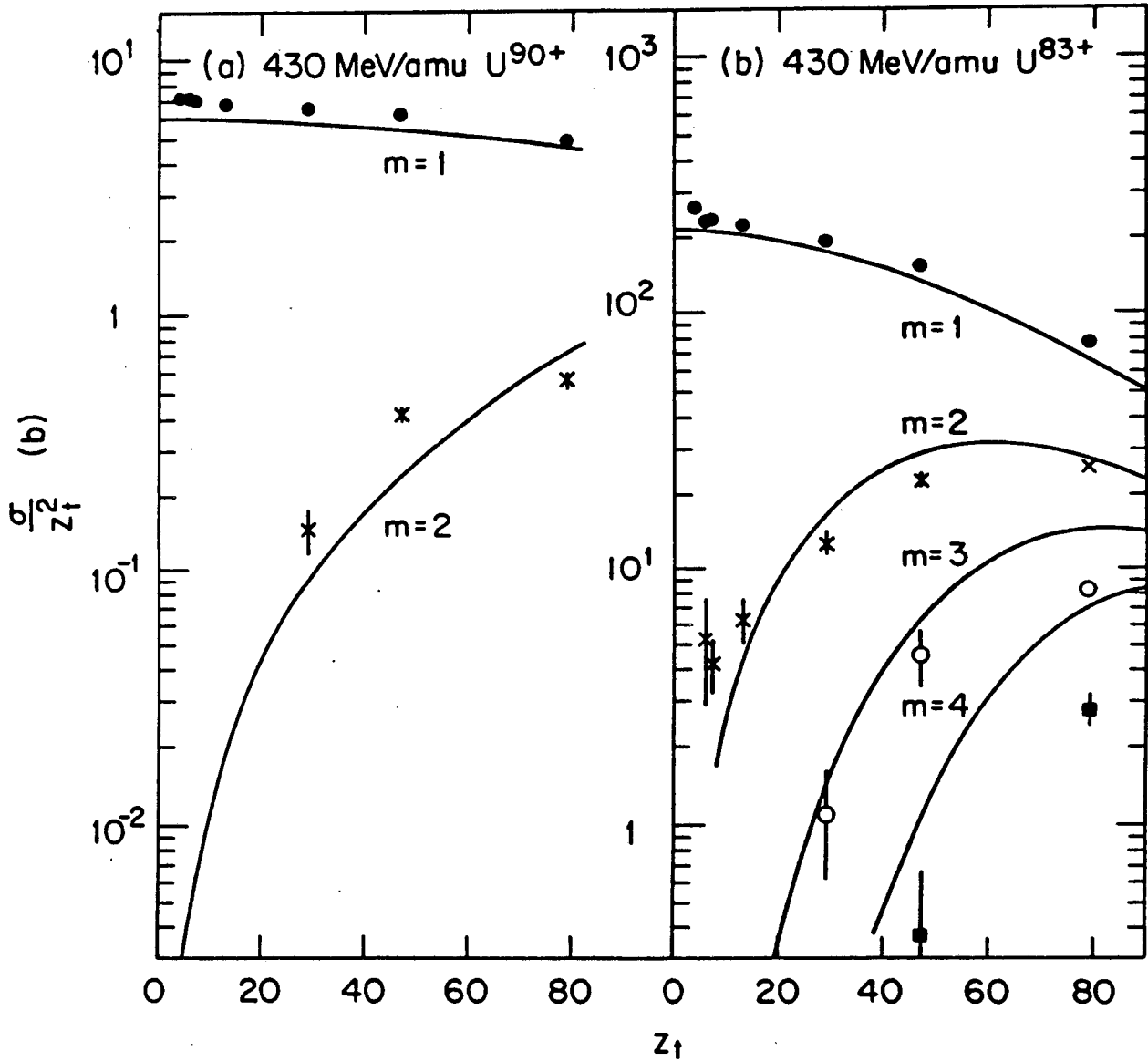


Fig. 2

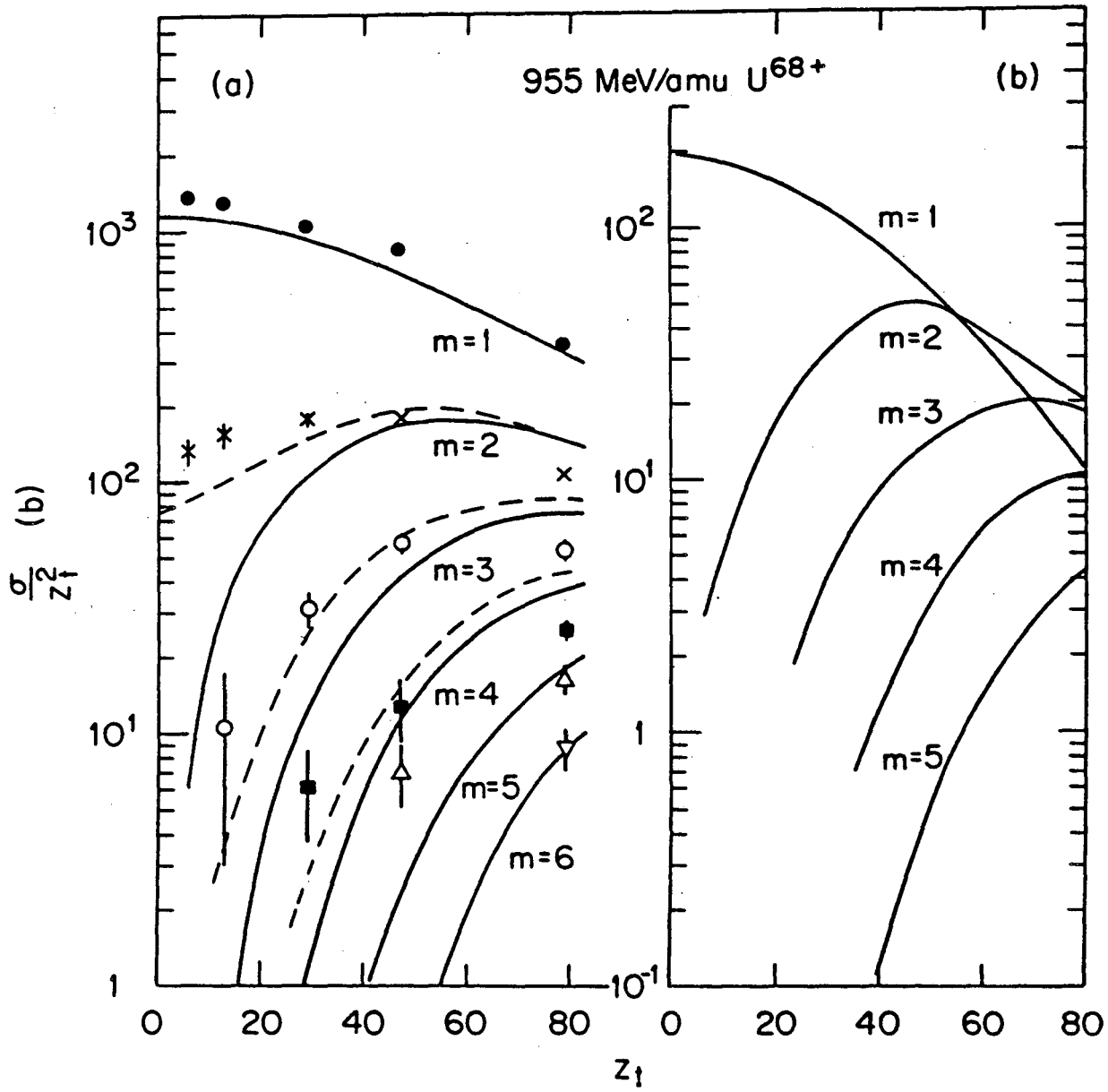


Fig. 3

This report was done with support from the Department of Energy. Any conclusions or opinions expressed in this report represent solely those of the author(s) and not necessarily those of The Regents of the University of California, the Lawrence Berkeley Laboratory or the Department of Energy.

Reference to a company or product name does not imply approval or recommendation of the product by the University of California or the U.S. Department of Energy to the exclusion of others that may be suitable.

*LAWRENCE BERKELEY LABORATORY  
TECHNICAL INFORMATION DEPARTMENT  
UNIVERSITY OF CALIFORNIA  
BERKELEY, CALIFORNIA 94720*