

UC Berkeley

UC Berkeley Previously Published Works

Title

Bioinspired Diversification Approach Toward the Total Synthesis of Lycodine-Type Alkaloids

Permalink

<https://escholarship.org/uc/item/7d07z6v3>

Journal

Journal of the American Chemical Society, 143(12)

ISSN

0002-7863

Authors

Haley, Hannah MS
Payer, Stefan E
Papidocha, Sven M
et al.

Publication Date

2021-03-31

DOI

10.1021/jacs.1c00457

Peer reviewed

Bioinspired Diversification Approach Toward the Total Synthesis of Lycodine-Type Alkaloids

Hannah M. S. Haley,¹ Stefan E. Payer,¹ Sven M. Papidocha, Simon Clemens, Jonathan Nyenhuis, and Richmond Sarpong*



Cite This: *J. Am. Chem. Soc.* 2021, 143, 4732–4740



Read Online

ACCESS |



Metrics & More

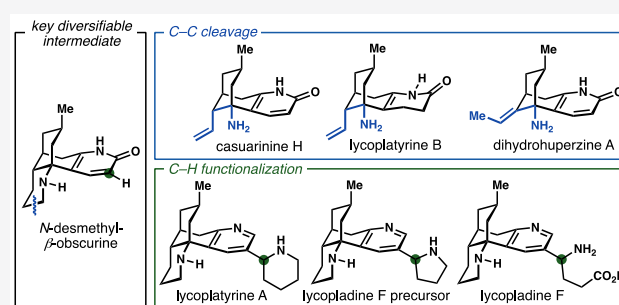


Article Recommendations



Supporting Information

ABSTRACT: Nitrogen heterocycles (azacycles) are common structural motifs in numerous pharmaceuticals, agrochemicals, and natural products. Many powerful methods have been developed and continue to be advanced for the selective installation and modification of nitrogen heterocycles through C–H functionalization and C–C cleavage approaches, revealing new strategies for the synthesis of targets containing these structural entities. Here, we report the first total syntheses of the lycodine-type *Lycopodium* alkaloids casuarinine H, lycoplapyrine B, lycoplapyrine A, and lycopladyne F as well as the total synthesis of 8,15-dihydrohuperzine A through bioinspired late-stage diversification of a readily accessible common precursor, *N*-desmethyl- β -obscurine. Key steps in the syntheses include oxidative C–C bond cleavage of a piperidine ring in the core structure of the obscure intermediate and site-selective C–H borylation of a pyridine nucleus to enable cross-coupling reactions.



INTRODUCTION

The *Lycopodium* alkaloids are a diverse group of natural products found in plants of the widely distributed *Lycopodium* genus, commonly known as clubmosses.^{1,2} Since the isolation of the first of these alkaloids, lycopodine, in 1881,³ a wealth of biosynthetically related alkaloids have also been isolated and characterized. These natural products are organized into four main classes (lycodine, lycopodine, fawcettimine, and a miscellaneous class) on the basis of their distinct carbon backbones, which arise as a consequence of C–C bond formation and rearrangement events during their putative biosyntheses.² Many *Lycopodium* alkaloids possess intriguing and complex molecular architectures, and also display promising bioactivity profiles. The archetypical lycodine alkaloid huperzine A (**1**, Figure 1a), for example, is a potent and selective acetylcholinesterase (AChE) inhibitor and also demonstrates noncholinergic neuroprotective effects.^{4–6} This bioactivity is of interest for the symptomatic treatment of Alzheimer's disease and other neurodegenerative disorders.^{2,4–6} The combination of interesting structural features and noteworthy bioactivity continue to drive synthetic studies toward *Lycopodium* alkaloids and their analogues.^{7–12}


Synthetic strategies that enable late-stage structural modification and diversification of a common advanced intermediate can provide versatility that facilitates efficient access to a range of products that might otherwise each require significant synthetic investment. A rapidly growing catalog of C–H bond functionalization technologies has powerfully

expanded the processes available for such structural alterations, typically elaborating around the periphery of a molecule.¹³ Alternatively, C–C bond cleavage and functionalization strategies represent a key complementary approach which can be applied to remodel not only the periphery but also the core carbon skeleton of organic compounds.¹⁴ Although C–C cleavage tactics typically result in a decrease in molecular complexity—in contrast to Corey's retrosynthetic paradigm¹⁵—they can lead to the identification of new retrosynthetic disconnections. In turn, such methods could enable rapid access to a diverse range of natural products or bioactive agents from a single compound, which, albeit more structurally complex, is easily obtained through chemical synthesis, biosynthesis, or synthetic biology.

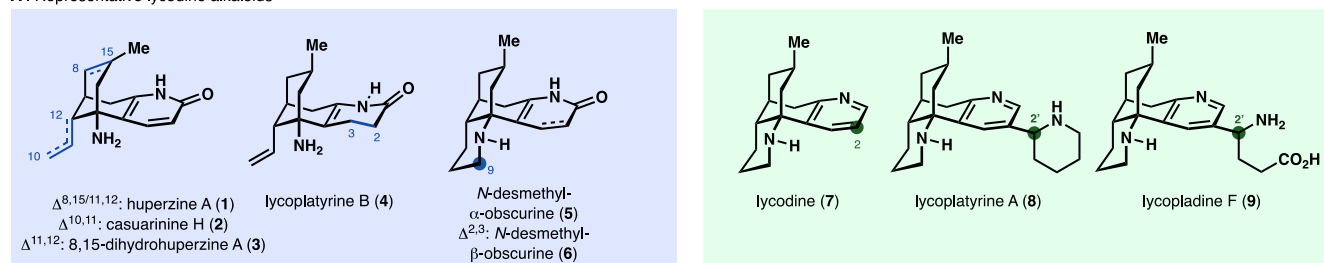
The ubiquity of nitrogen heterocycles in pharmaceuticals,¹⁶ agrochemicals, and alkaloids¹⁷ render them attractive structural motifs for diversification to efficiently access underexplored chemical space.¹⁸ Therefore, a variety of methods for both the introduction and selective functionalization of azacycles continue to be reported.^{19–21} Inspired by these contributions, we envisioned nitrogen heterocycles as versatile synthetic

Received: January 14, 2021

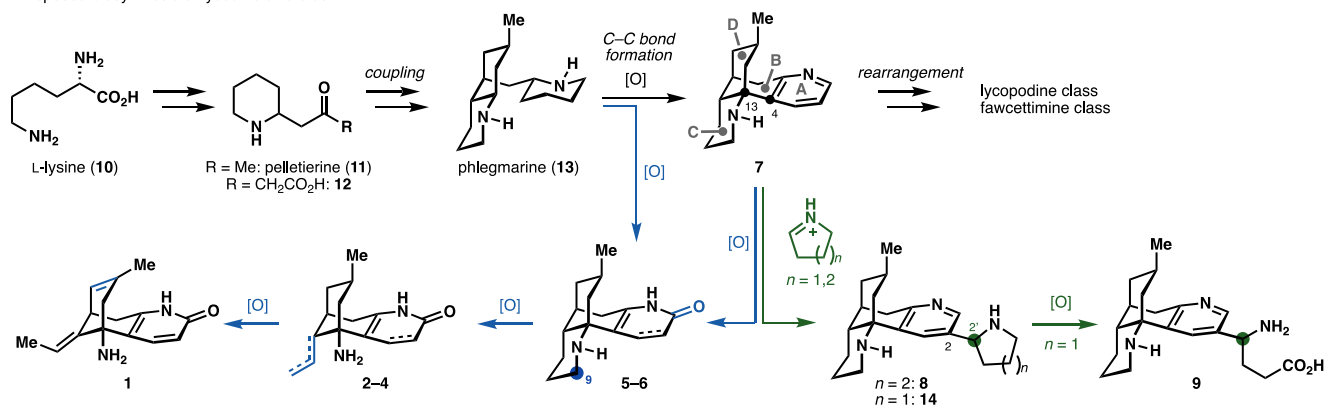
Published: March 17, 2021



A | Representative lycodine alkaloids



B | Proposed biosynthesis of lycodine alkaloids



C | Bioinspired retrosynthesis

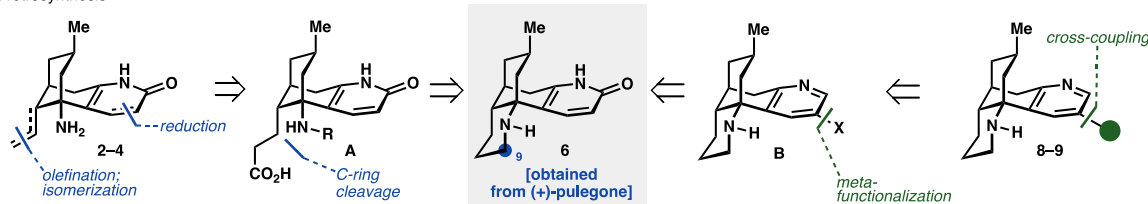


Figure 1. Bioinspired plans for the synthesis of lycodine alkaloids.

handles that would enable the expedient preparation of a collection of lycodine-type alkaloids (2–4, 8, 9, Figure 1a) from a common, readily prepared, precursor through a series of programmed oxidation and C–C bond cleavage events in analogy to their biosynthesis.^{2,22}

Although the complete biosynthetic pathways to the *Lycopodium* alkaloids remain to be fully elucidated,²³ biochemical studies have suggested that these compounds derive from phlegmarine (13), which arises from the coupling of pelletierine (11) and 4-(2-piperidyl) acetoacetate (12), both of which originate from L-lysine (10, Figure 1b).²

Subsequent closure of ring B through bond formation between C13 and C4 furnishes the characteristic [3.3.1]-bicyclic scaffold of the lycodine class. A series of oxidative modifications, which include oxidation of the A-ring to the corresponding pyridone (e.g., in *N*-desmethyl- β -obscurine, 6) or pyridine (e.g., in lycodine, 7), C-ring cleavage, and excision of C9 further diversifies the parent scaffold, yielding a range of alkaloids including 1–6 (Figure 1b, blue arrows).

On the basis of these presumed biosynthetic events, we envisioned a retrosynthesis (Figure 1c) in which 8,15-dihydrohuperzine A (3)²⁴ could arise from casuarinine H (2)²⁵ through olefin isomerization, whereas lycoplaryrine B (4)²⁶ could be accessed from 2 through semireduction of the pyridone. Casuarinine H (2) was traced back to functionalized tricyclic intermediate A through decarboxyolefination. In turn, A could be formed from the readily accessible key precursor *N*-

desmethyl- β -obscurine (6) through oxidative functionalization and cleavage of the C9–N bond.

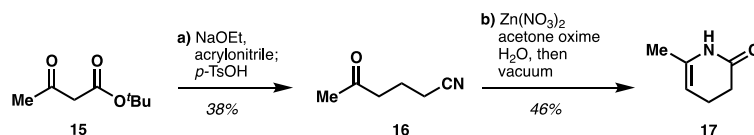
Another small set of structurally unique lycodine alkaloids bearing substitution at the C2 position of the pyridine A-ring (e.g., lycoplaryrine A,²⁶ 8, and lycopladyne F,²⁷ 9) is proposed to arise biosynthetically through electrophilic substitution on lycodine (7) or the corresponding dihydropyridine by a Δ^1 -piperidinium or Δ^1 -pyrrolinium cation (or the corresponding imines; Figure 1b, green arrows).^{26,27} Subsequent oxidative cleavage of the pyrrolidine ring in 14 is suggested to provide lycopladyne F (9), analogous to the oxidative ring cleavage pathway that leads to metabolic products of nicotine.²⁸ Overall, we envisioned lycoplaryrine A (8) and lycopladyne F (9) could be accessed through cross-coupling of appropriate C(*sp*³) nucleophiles with a functionalized lycodine analog (B), which again would be prepared from the key obscurine scaffold 6. The required deoxygenation of precursor 6 and site-selective functionalization at C2 would rely upon precedent demonstrated by our laboratories in the total synthesis of the dimeric lycodine alkaloids complanadine A and B.^{29,30}

RESULTS AND DISCUSSION

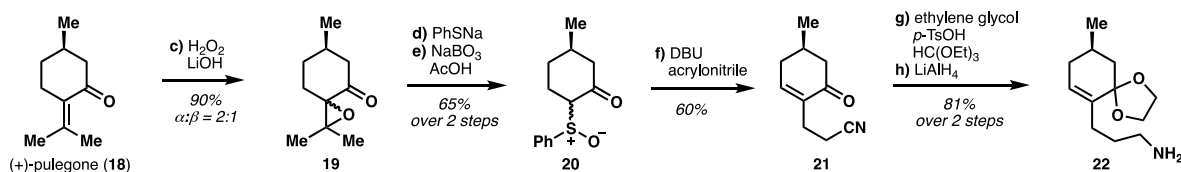
Preparation of the Key Diversifiable Precursor. Our investigations commenced with the development of a robust synthesis of *N*-desmethyl- β -obscurine (6), the late-stage common intermediate for the synthesis of all of the alkaloids described here. A convergent route featuring a diastereose-

Scheme 1. Synthesis of the Bicyclo[3.3.1]nonane Core in *N*-Desmethyl- α -obscurine through Formal (3 + 3)-Cycloaddition^a

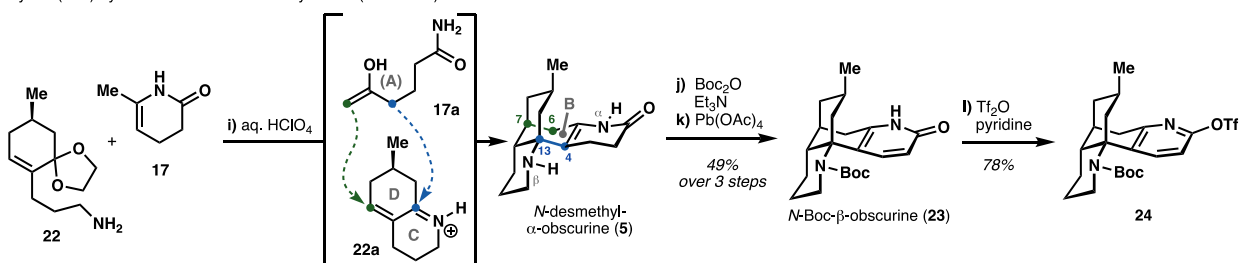
A I Preparation of the A-ring precursor



B I Preparation of the C/D-ring precursor



C I Acid-catalyzed (3+3)-cycloaddition furnishes the lycodine (obscurine) scaffold



^aReagents and conditions: (a) NaOEt, EtOH, 21 °C, then acrylonitrile, 0 to 21 °C, then TsOH, 145 °C (38%, > 13 g scale); (b) Zn(NO₃)₂·6H₂O, acetone oxime, H₂O, 90 °C, then vacuum, 120 °C (46%, > 2 g scale); (c) aq. H₂O₂, LiOH·H₂O, MeOH, H₂O, 21 °C (90%, 30 g scale); (d) PhSH, Na, THF, 21 °C, then 19, 85 °C; (e) NaBO₃·H₂O, AcOH, 40 °C (65%, 2 steps, > 17 g scale); (f) DBU, ^tPrOH, 0 °C, then acrylonitrile, 0 to 40 °C (60%, > 7 g scale); (g) ethylene glycol, *p*-TsOH, HC(OEt)₃, 75 °C (97%); (h) LiAlH₄, Et₂O, 0 °C (84%, > 2 g scale); (i) aq. HClO₄, 1,4-dioxane, 105 °C; (j) Boc₂O, Et₃N, THF, 60 °C (54%, 2 steps); (k) Pb(OAc)₄, CHCl₃, 21 °C (90%); (l) Tf₂O, pyridine, CH₂Cl₂, -78 to 21 °C (78%).

lective formal (3 + 3)-cycloaddition to form the three contiguous stereocenters and two C–C bonds in ring B of **6**³¹ was adapted from literature protocols by Schuster,³² Caine,³³ Dake,³⁴ and Jung³⁵ as well as our own previous studies.²⁹

The coupling partner that would lead to ring A, dihydropyridone **17**, was prepared from β -ketoester **15** through a Michael addition into acrylonitrile followed by decarboxylation to give nitrile **16**. Subsequent nitrile hydration and cyclization in vacuo delivered **17** in 18% overall yield (Scheme 1a).^{29,31}

The C/D ring cycloaddition partner **22** was prepared from (+)-pulegone (**18**) in six steps and 28% overall yield (Scheme 1b).^{32,33} The sequence was initiated by Weitz–Scheffer-type epoxidation of the exocyclic olefin group of **18**, which provided a 1:2 mixture of epoxide isomers (**19**).^{38,39} Subsequent nucleophilic opening of the epoxide with sodium thiophenolate and concomitant retro-aldol reaction delivered the phenylthioether,³³ which was selectively oxidized to sulfoxide **20** with sodium perborate.³⁴ α -Alkylation of **20** with acrylonitrile, followed by thermal *syn*-elimination of phenylsulfenic acid gave enone **21**,^{35,36} which was protected as the ethylene glycol ketal and reduced with LiAlH₄ to deliver primary amine **22**.³² The two building blocks (**17** and **22**) were ultimately coupled upon heating with perchloric acid (Scheme 1c). Under these conditions, oxygen-sensitive α,β -unsaturated iminium ion **22a** and the open-chain enolamide **17a** are presumably formed in situ and undergo the desired formal cycloaddition to furnish *N*-desmethyl- α -obscurine (**5**).^{29,31,37} Boc-protection of the piperidine nitrogen in **5** and dehydrogenation of the dihydropyridone ring using lead(IV)

acetate provided *N*-Boc- β -obscurine (**23**) in 49% yield over three steps.

As an alternative to the oxidation of Boc-protected **5** using stoichiometric lead(IV) acetate, we investigated a photocatalytic dehydrogenation protocol.^{40,41} Our preliminary results demonstrated that *N*-Boc-**5** was readily oxidized to **23** (57% yield) in the presence of an iridium(III) photoredox catalyst (Ir[dFCF₃ppy]₂(dtbbpy)PF₆) with potassium persulfate as the terminal oxidant upon irradiation with blue light ($\lambda = 450$ nm) under anoxic conditions. In the absence of light or the photoredox catalyst, only traces of product (6%) were formed in the best case, whereas under aerobic conditions complete decomposition of the substrate was noted (see Section S3.1 in the Supporting Information, SI). Despite attempts to optimize this reaction, we were unable to obtain yields comparable with those achieved with lead(IV) acetate (90%). Therefore, the latter conditions were employed for the preparation of large quantities of material. Finally, pyridone *O*-triflation of **23** delivered fully protected β -obscurine scaffold **24** in 78% yield.²⁹

Synthesis of (–)-Casuarinine H, (–)-8,15-Dihydrohuperzine A, and (+)-Lycoplatriyne B. Our envisioned route toward the lycodine alkaloids casuarinine H (**2**), 8,15-dihydrohuperzine A (**3**), and lycoplatriyne B (**4**) required the identification of suitable conditions to effect the bioinspired oxidative cleavage of the C9–N bond in protected tetracycle **24** or a related obscurene congener. To this end, we pursued several conditions for C–N cleavage and functionalization that included biocatalytic and transition metal-mediated approaches.

Biocatalytic methods were explored as a means to achieve a protecting group-free oxidation of the C9–N bond, reminis-

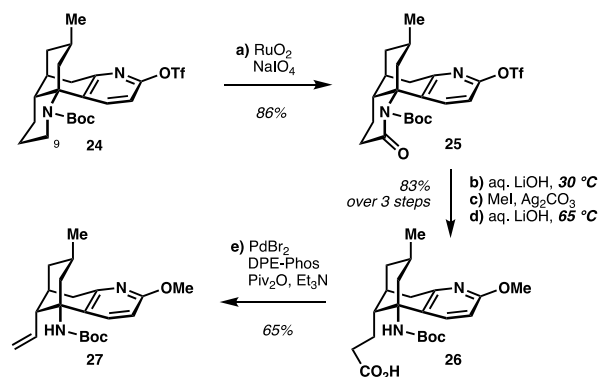
cent of the proposed biosynthetic tailoring process. Although the requisite biosynthetic enzymes have not been identified, we posited that other established biocatalysts capable of oxidizing C-heteroatom bonds could accept the bicyclo[3.3.1]nonane scaffold of **5** as a substrate while retaining site-selectivity. A screening set composed of 14 commercial and in-house heterologously expressed copper-^{42,43} and flavin-dependent oxidases,^{44–46} a pyrroloquinoline (PQQ) dependent dehydrogenase,⁴⁷ a horseradish peroxidase (HRP),⁴⁸ and a laccase/TEMPO redox mediator system⁴⁹ was assembled. However, overview screenings under representative conditions did not identify any oxidation activity with unprotected substrate **5** (see SI Section S3.2 for details).

We therefore sought to examine other established chemical conditions for the oxidation of carbamate-protected saturated nitrogen heterocycles. While methods employing iron⁵⁰ and copper⁵¹ redox mediators in combination with peroxides failed to generate the anticipated enamine or enamide products, we observed that substoichiometric quantities of RuO₂ with sodium periodate as stoichiometric oxidant in a mixture of ^tBuOH and water resulted in piperidine oxidation to yield **25** (Scheme 2a).^{52,53} Although oxidation under these conditions by the presumed in situ generated RuO₄ catalyst was expected to give the corresponding amino acid (i.e., following hydrolysis of an intermediate C-ring iminium ion and oxidation of the resulting aldehyde), cyclic imide **25** was obtained in 86% yield. Additional experiments demonstrated that the electronically deactivating triflyl group on the pyridone oxygen was critical to the success of the piperidine oxidation—oxidation of derivatives of **25** bearing methyl, benzyl, or SEM groups instead of the triflyl moiety proved unsuccessful under identical conditions.

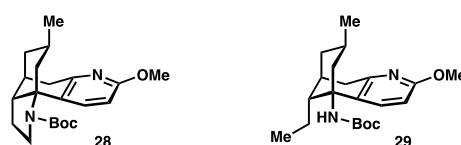
We envisioned that hydrolysis of imide **25** followed by decarboxyolefination of the resulting carboxylic acid could offer an attractive strategy to excise C9 and install the required unsaturation at C10–C11. Treatment of **25** with aqueous LiOH at the elevated temperatures required for imide hydrolysis resulted in undesired concomitant triflate cleavage. Therefore, a methyl ether was introduced in place of the triflate prior to imide hydrolysis to yield carboxylic acid **26**. Unfortunately, subjecting **26** to classic Kochi oxidative decarboxylation conditions⁵⁴ failed to deliver alkene **27**. Additionally, an attempted Hunsdiecker-type decarboxyhalogenation⁵⁵ resulted in the C-ring contracted pyrrolidine **28** (Scheme 2b), presumably the result of an S_N2 displacement of the intermediate alkyl halide. While more recently developed decarboxyolefination conditions using metallo-organo-⁵⁶ or organo-photocatalysts⁵⁷ in combination with cobalt-based dehydrogenation catalysts furnished olefin **27** in 50% yield, a competing protodemetalation pathway leading to ethyl derivative **29** hindered further optimization of this process. Alternatively, desired terminal olefin **27** was obtained in higher yield (65%) through a Pd(0)-catalyzed decarbonylative elimination of an in situ-generated mixed anhydride of **26**.⁵⁸ Deprotection of **27** using TMSI¹² completed the first total synthesis of the neuroprotective compound (–)-casuarinine H (**2**, Scheme 2c).²⁵ Semireduction of the pyridone moiety in **2** with samarium metal in aqueous HCl⁵⁹ cleanly yielded (+)-lycoplatryrine B (**4**)²⁶ in 84% yield, also constituting the first total synthesis of this *Lycopodium* alkaloid. Furthermore, treatment of terminal olefin **27** with an in situ-generated palladium hydride catalyst effected isomerization to the internal (*E*)-alkene in 81% yield.⁶⁰ A subsequent TMSI-

Scheme 2. Synthesis of C-Ring Cleaved Lycodine Alkaloids from Protected β -Obscurine.^a

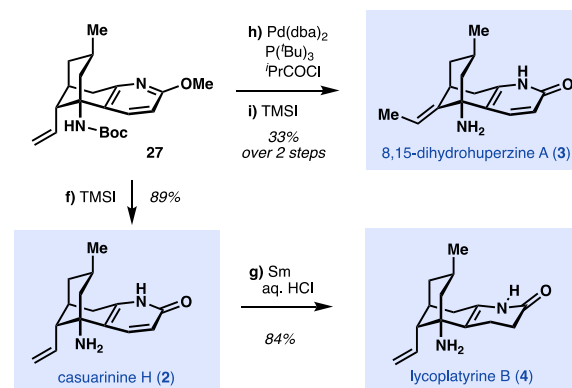
A I Excision of C9 through α -oxidation, hydrolysis, and decarboxyolefination



B I Off-pathway products



C I Final transformations of olefin 27



^aReagents and conditions: (a) RuO₂·H₂O, NaIO₄, H₂O, 21 °C, then ^tBuOH, 60 °C (86%); (b) aq. 1 M LiOH, THF, 30 °C; (c) MeI, Ag₂CO₃, CHCl₃, 75 °C (86%, 2 steps); (d) aq. 1 M LiOH, THF, 65 °C (97%); (e) PdBr₂, DPE-Phos, Piv₂O, Et₃N, DMPU, 130 °C (65%); (f) TMSI, CHCl₃, 65 °C (89%); (g) Sm, aq. 3 M HCl, 0 to 21 °C (84%); (h) Pd(dba)₂, P(^tBu)₃, ⁱPrCOCl, toluene, 90 °C (81%); (i) TMSI, CHCl₃, 65 °C (41%).

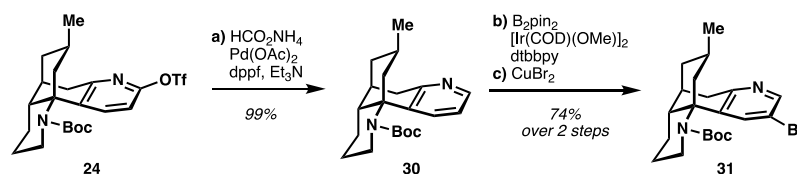
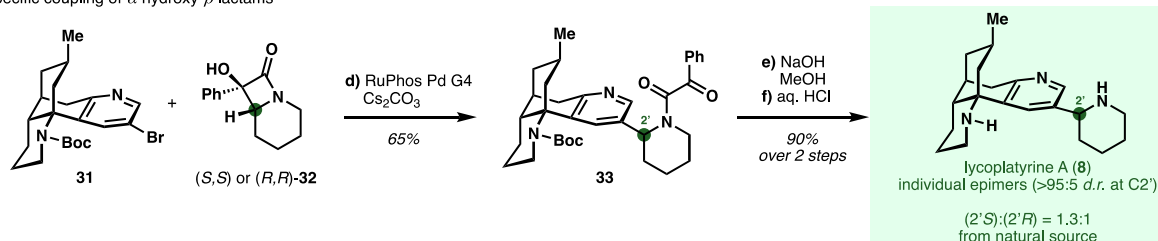
mediated deprotection delivered (–)-8,15-dihydrohuperzine A (**3**).^{24,61}

The spectroscopic data for synthetic (–)-casuarinine H (**2**), (+)-lycoplatryrine B (**4**), and (–)-8,15-dihydrohuperzine A (**3**) were in full agreement with those reported upon isolation of these natural products from the producing organisms.^{24–26} Taking advantage of this late-stage diversification approach, the target alkaloids **2–4** were prepared in 16 to 17 steps (longest linear sequence, LLS) and 1.7–4.5% overall yield from (+)-pulegone.

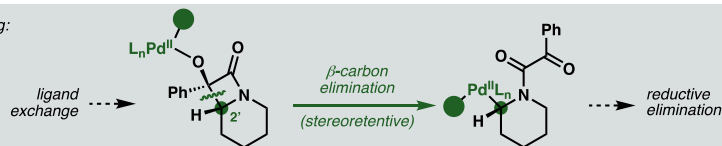
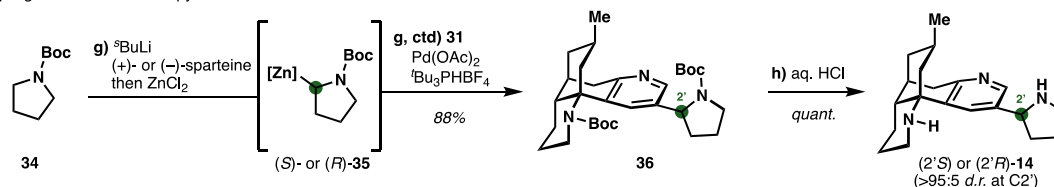
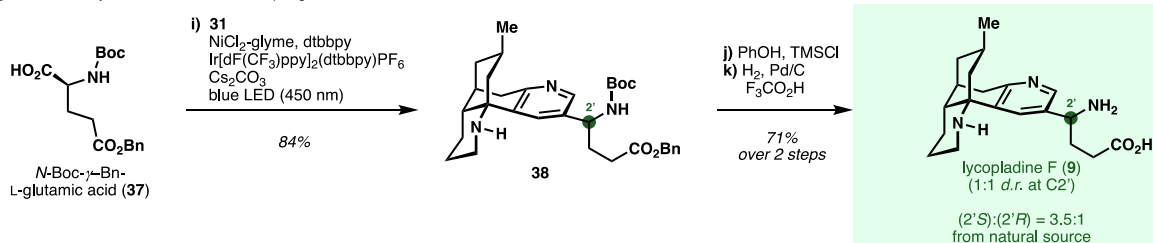
Synthesis of Lycoplatryrine A and Lycopladine F. For the synthesis of *Lycopodium* alkaloids bearing substituents at C2 (i.e., **8–9**), we envisioned a cross-coupling approach in which the key β -obscurine intermediate **24** would be elaborated to a selectively C2-functionalized lycodine derivative to serve as a common coupling partner. Accordingly, protected β -obscurine **24** was deoxygenated in the presence of

Scheme 3. Couplings of a Site-Selectively Functionalized Lycodine Congener in the Syntheses of C2-Substituted Alkaloids^a

A I Preparation of 2-bromolycodine

B I Stereospecific coupling of α -hydroxy- β -lactams

stereochemical course of the coupling:

C I Stereospecific coupling of *ortho*-metallated pyrrolidineD I Photocatalytic, decarboxylative α -amino acid coupling

^aReagents and Conditions: (a) HCO_2NH_4 , $\text{Pd}(\text{OAc})_2$, dppf, Et_3N , DMF, 60 °C (99%); (b) B_2pin_2 , $[\text{Ir}(\text{COD})(\text{OMe})_2]$, dtbbpy, THF, 80 °C; (c) CuBr_2 , MeOH, H₂O, 80 °C (74%, 2 steps); (d) RuPhos Pd G4 , Cs_2CO_3 , toluene, 70 °C [(2'S)-**33**: 65%, (2'R)-**33**: 65%, **33** as epimeric mixture at C2' with *rac*-**32**: 72%]; (e) NaOH, MeOH, 1,4-dioxane, 70 °C (f) aq. 6 M HCl, 70 °C [(2'S)-**8**: 90%, (2'R)-**8**: 68%; 2 steps]; (g) $^t\text{BuLi}$, (+) or (-)-sparteine, MTBE, -78 °C, then ZnCl_2 , THF, -78 to 21 °C, then **31**, $\text{Pd}(\text{OAc})_2$, $^t\text{Bu}_3\text{PHBF}_4$, MTBE, 60 °C [(2'S)-**36**: 55%, (2'R)-**36**: 88%]; (h) aq. 6 M HCl, 21 °C [(2'S)-**14**: quantitative, (2'R)-**14**: 70%]; (i) **31**, NiCl_2 -glyme, dtbbpy, $[\text{Ir}(\text{dF}(\text{CF}_3)\text{ppy})_2(\text{dtbbpy})\text{PF}_6]$, Cs_2CO_3 , DMF, 450 nm LED, 21 °C (84%); (j) PhOH, TMSCl, CH_2Cl_2 , 21 °C; (k) 500 psi H_2 , Pd/C, $\text{CF}_3\text{CO}_2\text{H}$, MeOH, 21 °C (71%, 2 steps).

a palladium catalyst and ammonium formate as reductant to deliver N-Boc lycodine (**30**). Subsequent iridium-catalyzed *meta*-selective C–H borylation^{29,62} of the pyridine A-ring and bromoborylation⁶³ furnished 2-bromolycodine (**31**) (Scheme 3a).

Lycoplatryrine A (**8**) features a C2 piperidine substituent as an epimeric mixture of undetermined absolute configuration,²⁶ which we anticipated could be installed through the coupling of **31** with an α -functionalized piperidine derivative (Scheme 3b). We specifically envisioned the application of a method recently disclosed by our laboratory in which α -hydroxy- β -lactams such as **32** serve as surrogates for α -metallated N-heterocycles in a palladium-catalyzed coupling with aryl halides.²⁰ This method was particularly attractive due to the mild and stereospecific nature of the cross-coupling, although the use of pyridyl bromides had not been previously demonstrated. As proposed, the coupling of **31** with racemic

lactam **32**, prepared from the corresponding piperidine-derived 2-oxophenylacetamide through a Norrish–Yang reaction,²⁰ delivered **33** as a mixture of epimers at C2'. Cleavage of the 2-oxophenylacetamide and Boc-protecting groups under sequential basic and acidic conditions yielded lycoplatryrine A (**8**) as a 1:1.5 mixture of the anticipated C2' epimers.

According to the previously proposed mechanism for this coupling, the hydroxy group of the lactam coordinates to the palladium center before irreversible C–C bond cleavage (β -carbon elimination) driven by the release of ring strain in **32** delivers a C2'-palladated species in a stereoretentive manner (Scheme 3b, gray box).^{20,64} We therefore anticipated that the use of enantiomerically pure lactams (2'S)- and (2'R)-**32** would enable the stereospecific piperidinylation of the lycodine scaffold at C2, and thus allow the assignment of absolute configurations at C2' in naturally occurring alkaloid **8**.

To obtain α -hydroxy- β -lactam **32** in enantioenriched form, we first investigated enzymatic resolution methods. Despite extensive reaction engineering, selectivity for an enzymatic hydrolytic kinetic resolution^{65,66} of acetylated tertiary alcohol **32** with pig liver esterase (PLE) and lipase A from *C. antarctica* (CaLA) was poor and therefore not synthetically useful ($E \leq 7$) (see SI Section S3.5). Alternatively, enantiomerically resolved lactams (2'S)- and (2'R)-**32** were obtained from preparative chiral supercritical fluid chromatography (SFC).²⁰ Coupling of lactams (2'S)- and (2'R)-**32** with lycodine bromide **31** gave single epimers of **33** in 65% yield, which were deprotected to provide single epimers of lycoplaryrine A (**8**) in 4.7% overall yield over 16 steps from (+)-pulegone (LLS). Comparison of the spectral data of single epimers of synthetic **8** with data for naturally derived **8** revealed a slight excess of the (2'S)-**8** epimer in material isolated from natural sources (*d.r.* 1.3:1).²⁶ The cross-coupling product obtained using racemic **32** was also enriched in the same epimer (*d.r.* 1.5:1, *vide supra*), suggesting that the chiral lycodine scaffold exerts a low level of enantiodiscrimination and enantiotopic face discrimination in both the synthetic and natural coupling processes.

Indeed, our success in preparing single epimers of lycoplaryrine A (**8**) rested on the stereospecific coupling of α -hydroxy- β -lactams as surrogates for α -metalated piperidines, which otherwise typically suffer from low yields and poor stereoselectivities in the metalation step.^{67,68} Although an analogous β -lactam-based cross-coupling for five-membered nitrogen heterocycles is precluded due to the inaccessibility of the five-membered analogues of **32** with established photochemical methods,⁶⁹ α -metalated pyrrolidines are excellent stereoselective coupling partners. These reagents set the stage for the preparation of the pyrrolidine analog of lycoplaryrine A ("pyrrolo-lycoplaryrine A", **14**), which is hypothesized to be an intermediate in the biosynthesis of other lycodine-derived congeners including lycopladyne F (**9**).²⁷ For the synthesis of *N*-Boc pyrrolo-lycoplaryrine A (**36**), we turned to a method by Campos and co-workers⁷⁰ for the stereoselective α -arylation of *N*-Boc-pyrrolidine (**34**) (Scheme 3c). Enantioselective *ortho*-lithiation of **34** in the presence of either (+)- or (-)-sparteine,⁷¹ transmetalation to form the corresponding organozinc species (**35**), and subsequent palladium-catalyzed coupling to lycodine bromide (**31**) delivered single C2'-epimers of the desired product (**36**) in high yield (88%). Subsequent deprotection provided each of the two C2'-epimers of pyrrolo-lycoplaryrine A (**14**) in 15 steps from (+)-pulegone (7% overall, LLS).

We sought to similarly access lycopladyne F (**9**) via a direct coupling approach where the necessary amino acid moiety is appended at C2 of lycodine bromide (**31**, Scheme 3d). To this end, iridium-catalyzed photoredox conditions effected activation of bis-protected glutamic acid **37** through single-electron oxidation of the cesium carboxylate, followed by decarboxylative C–C bond scission and nickel-catalyzed C(*sp*³)–C(*sp*²) coupling with aryl bromide **31** to deliver protected lycopladyne F (**38**) in 84% yield.⁷² A low nickel loading (1 mol %) was necessary to attenuate consumption of bromide **31** in a nonproductive protodehalogenation pathway and achieve good yields of **38**. Removal of both Boc protecting groups followed by hydrogenolytic cleavage of the benzyl ester in the presence of trifluoroacetic acid yielded lycopladyne F (**9**) in 71% yield as a 1:1 mixture of epimers (4.8% yield over 16 steps LLS). The analytical data obtained for the synthetic material matched those reported for the natural material, which was isolated

from *Lycopodium complanatum* as a 3.5:1 mixture of (2'S): (2'R)-epimers.²⁷ We expect access to pyrrolo-lycoplaryrine A (**14**) and lycopladyne F (**9**) to set the stage for studies into the biosynthesis of the latter natural product.²⁷

CONCLUSIONS

In summary, we have developed the first total syntheses of lycodine alkaloids casuarinine H (**2**), lycoplaryrine B (**4**), lycoplaryrine A (**8**), and lycopladyne F (**9**) and a total synthesis of 8,15-dihydrohuperzine A (**3**) employing the readily accessible tetracycle *N*-desmethyl- β -obscurine (**6**) as a common intermediate. A series of bioinspired modifications of the piperidine C-ring in **6**, including oxidative ring cleavage, C–C bond scission with carbon atom excision, and olefin isomerization delivered tricyclic congeners **2–4**. Conversion of the pyridone A-ring in **6** to the corresponding pyridine (**7**) and site-selective C–H functionalization to ultimately afford bromopyridine **31** enabled direct cross-couplings with saturated azacycles or an amino acid to complete the syntheses of C2'-derivatized lycodine alkaloids lycoplaryrine A (**8**) and lycopladyne F (**9**). The general late-stage peripheral derivatization and C–C functionalization strategies outlined herein may provide a basis for synthetic access to an even wider range of *Lycopodium* alkaloids. Our synthetic studies toward these compounds should also set the stage for a broader, more systematic assessment of their biosynthesis and bioactivity.^{25,26,61} Biological activities exerted by these natural products may include a range of neuroprotective effects such as those observed for huperzine A,^{4,5} for example the attenuation of both glutamate-induced neurotoxicity and free radical-mediated oxidative stress.

ASSOCIATED CONTENT

Supporting Information

The Supporting Information is available free of charge at <https://pubs.acs.org/doi/10.1021/jacs.1c00457>.

Experimental procedures, additional experimental results, and compound characterization (PDF)

AUTHOR INFORMATION

Corresponding Author

Richmond Sarpong – Department of Chemistry, University of California, Berkeley, California 94720, United States;
orcid.org/0000-0002-0028-6323; Email: rsarpong@berkeley.edu

Authors

Hannah M. S. Haley – Department of Chemistry, University of California, Berkeley, California 94720, United States
Stefan E. Payer – Department of Chemistry, University of California, Berkeley, California 94720, United States
Sven M. Papidocha – Department of Chemistry, University of California, Berkeley, California 94720, United States
Simon Clemens – Department of Chemistry, University of California, Berkeley, California 94720, United States
Jonathan Nyenhuis – Department of Chemistry, University of California, Berkeley, California 94720, United States

Complete contact information is available at: <https://pubs.acs.org/doi/10.1021/jacs.1c00457>

Author Contributions

[†]These authors contributed equally to this work.

Notes

The authors declare no competing financial interest.

ACKNOWLEDGMENTS

This research was funded in part by the Austrian Science Fund (FWF) [J 4227-B21]. S.E.P. acknowledges funding by the Austrian FWF through an Erwin Schrödinger fellowship. J.N. and S.C. acknowledge funding through a PROMOS-scholarship by the DAAD (Deutscher Akademischer Austauschdienst). Financial support for this research was provided to R.S. by the National Institutes of General Medical Sciences (NIGMS R35 GM130345A). Prof. Nick Turner (University of Manchester), Prof. Marco Fraaje (University of Groningen), Prof. Kurt Faber (University of Graz), and Prof. Wolfgang Kroutil (University of Graz) are thanked for the donation of plasmids for various oxidase enzymes. We are grateful to Prof. John F. Hartwig (UC Berkeley) and Prof. Jon Rittle (UC Berkeley) for generously sharing their equipment for the preparation of biocatalysts. We are grateful to Frederick M. Tomlin and James N. Newton (UC Berkeley) for early contributions on the RuO₄ oxidation chemistry. We thank Dr. Charles Yeung and colleagues at Merck Research Laboratories for the chiral SFC separation of the enantiomers of **32**. We thank Dr. Hasan Celik and UC Berkeley's NMR facility in the College of Chemistry (CoC-NMR) for spectroscopic assistance. Instruments in CoC-NMR are supported in part by NIH S10OD024998. We are also grateful to Dr. Miao Zhang (DOE Catalysis Facility, UC Berkeley) for support with the acquisition of HRMS and IR data.

REFERENCES

- (1) Siengalewicz, P.; Mulzer, J.; Rinner, U. Chapter 1: *Lycopodium* Alkaloids—Synthetic Highlights and Recent Developments. In *The Alkaloids: Chemistry and Biology*; Knölker, H.-J., Ed.; Academic Press: Cambridge, MA, 2013; Vol. 72, pp 1–151.
- (2) Ma, X. Q.; Gang, D. R. The *Lycopodium* alkaloids. *Nat. Prod. Rep.* **2004**, *21*, 752–772.
- (3) Bödeker, K. *Lycopodin*, das erste Alkaloid der Gefäßkryptogamen. *Liebigs Ann.* **1881**, *208*, 363–367.
- (4) Herzon, S. B.; Tun, M. K. M. The pharmacology and therapeutic potential of (–)-huperzine A. *J. Exp. Pharmacol.* **2012**, *4*, 113–123.
- (5) Qian, Z. M.; Ke, Y. Huperzine A: Is it an Effective Disease-Modifying Drug for Alzheimer's Disease? *Front. Aging Neurosci.* **2014**, *6*, 216.
- (6) Kozikowski, A. P.; Tuckmantel, W. Chemistry, pharmacology, and clinical efficacy of the Chinese nootropic agent huperzine A. *Acc. Chem. Res.* **1999**, *32*, 641–650.
- (7) Takayama, H. Total Syntheses of *Lycopodium* and Monoterpenoid Indole Alkaloids Based on Biosynthesis-Inspired Strategies. *Chem. Pharm. Bull.* **2020**, *68*, 103–116.
- (8) Kaneko, H.; Takahashi, S.; Kogure, N.; Kitajima, M.; Takayama, H. Asymmetric Total Synthesis of Fawcettimine-Type *Lycopodium* Alkaloid, Lycopoclavamine-A. *J. Org. Chem.* **2019**, *84*, 5645–5654.
- (9) Vertorano, M. C.; Johnson, K. L.; He, P.; Wei, Z.; Wang, Z. A transannular approach toward lycopodine synthesis. *J. Antibiot.* **2019**, *72*, 494–497.
- (10) Burtea, A.; DeForest, J.; Li, X. T.; Rychnovsky, S. D. Total Synthesis of (–)-Himeradine A. *Angew. Chem., Int. Ed.* **2019**, *58*, 16193–16197.
- (11) Shao, H.; Fang, K.; Wang, Y.-P.; Zhang, X.-M.; Ding, T.-M.; Zhang, S.-Y.; Chen, Z.-M.; Tu, Y.-Q. Total Synthesis of Fawcettimine-Type Alkaloid, Lycojaponicum A. *Org. Lett.* **2020**, *22*, 3775–3779.
- (12) White, J. D.; Li, Y.; Kim, J.; Terinek, M. Cyclobutane synthesis and fragmentation. A cascade route to the *Lycopodium* alkaloid (–)-huperzine A. *J. Org. Chem.* **2015**, *80*, 11806–11817.
- (13) Hartwig, J. F. Catalyst-Controlled Site-Selective Bond Activation. *Acc. Chem. Res.* **2017**, *50*, 549–555.
- (14) Wang, B.; Perea, M. A.; Sarpong, R. Transition Metal-Mediated Cleavage of C–C Single Bonds: Making the Cut in Total Synthesis. *Angew. Chem., Int. Ed.* **2020**, *59*, 18898–18919.
- (15) Corey, E. J.; Cheng, X.-M. *The Logic of Chemical Synthesis*; Wiley: New York, 1995; pp 2–3.
- (16) Vitaku, E.; Smith, D. T.; Njardarson, J. T. Analysis of the Structural Diversity, Substitution Patterns, and Frequency of Nitrogen Heterocycles Among US FDA Approved Pharmaceuticals. *J. Med. Chem.* **2014**, *57*, 10257–10274.
- (17) O'Hagan, D. Pyrrole, pyrrolidine, pyridine, piperidine and tropane alkaloids. *Nat. Prod. Rep.* **2000**, *17*, 435–446.
- (18) Campos, K. R.; Coleman, P. J.; Alvarez, J. C.; Dreher, S. D.; Garbaccio, R. M.; Terrett, N. K.; Tillyer, R. D.; Truppo, M. D.; Parmee, E. R. The importance of synthetic chemistry in the pharmaceutical industry. *Science* **2019**, *363*, No. eaat0805.
- (19) Antermite, D.; Bull, J. A. Transition Metal-Catalyzed Directed C(sp³)–H Functionalization of Saturated Heterocycles. *Synthesis* **2019**, *51*, 3171–3204.
- (20) Roque, J. B.; Kuroda, Y.; Jurczyk, J.; Xu, L. P.; Ham, J. S.; Gottemann, L. T.; Roberts, C. A.; Adpressa, D.; Sauri, J.; Joyce, L. A.; Musaev, D. G.; Yeung, C. S.; Sarpong, R. C–C Cleavage Approach to C–H Functionalization of Saturated Aza-Cycles. *ACS Catal.* **2020**, *10*, 2929–2941.
- (21) Chen, W.; Paul, A.; Abboud, K. A.; Seidel, D. Rapid functionalization of multiple C–H bonds in unprotected alicyclic amines. *Nat. Chem.* **2020**, *12*, 545–550.
- (22) Yang, M.; You, W.; Wu, S.; Fan, Z.; Xu, B.; Zhu, M.; Li, X.; Xiao, Y. Global transcriptome analysis of *Huperzia serrata* and identification of critical genes involved in the biosynthesis of huperzine A. *BMC Genomics* **2017**, *18*, 245.
- (23) Wang, J.; Zhang, Z.-K.; Jiang, F.-F.; Qi, B.-W.; Ding, N.; Hnin, S. Y. Y.; Liu, X.; Li, J.; Wang, X.-H.; Tu, P.-F.; Abe, I.; Morita, H.; Shi, S.-P. Deciphering the Biosynthetic Mechanism of Pelletierine in *Lycopodium* Alkaloid Biosynthesis. *Org. Lett.* **2020**, *22*, 8725–8729.
- (24) Thorrold, S.; Worawittayanont, P.; Khunnawutmanotham, N.; Chimnoi, N.; Jumruksa, A.; Ruchirawat, S.; Thasana, N. Three new *Lycopodium* alkaloids from *Huperzia carinata* and *Huperzia squarrosa*. *Tetrahedron* **2014**, *70*, 8017–8022.
- (25) Tang, Y.; Fu, Y.; Xiong, J.; Li, M.; Ma, G.-L.; Yang, G.-X.; Wei, B.-G.; Zhao, Y.; Zhang, H.-Y.; Hu, J.-F. Casuarinines A–J, Lycodine-Type Alkaloids from *Lycopodiastrum casuarinoides*. *J. Nat. Prod.* **2013**, *76*, 1475–1484.
- (26) Yeap, J. S.-Y.; Lim, K.-H.; Yong, K.-T.; Lim, S.-H.; Kam, T.-S.; Low, Y.-Y. *Lycopodium* Alkaloids: Lycoplatryne A, an Unusual Lycodine-Piperidine Adduct from *Lycopodium platyrrhizoma* and the Absolute Configurations of Lycoplanine D and Lycogladine H. *J. Nat. Prod.* **2019**, *82*, 324–329.
- (27) Ishiuchi, K.; Kubota, T.; Hayashi, S.; Shibata, T.; Kobayashi, J. Lycopladines F and G, new C₁₆N₂-type alkaloids with an additional C₄N unit from *Lycopodium complanatum*. *Tetrahedron Lett.* **2009**, *50*, 4221–4224.
- (28) McKennis, H.; Turnbull, L. B.; Bowman, E. R. Metabolism of Nicotine to (+)-γ-(3-Pyridyl)-γ-methylaminobutyric Acid. *J. Am. Chem. Soc.* **1958**, *80*, 6597–6600.
- (29) Fischer, D. F.; Sarpong, R. Total Synthesis of (+)-Complanadine A Using an Iridium-Catalyzed Pyridine C–H Functionalization. *J. Am. Chem. Soc.* **2010**, *132*, 5926–5927.
- (30) Newton, J. N.; Fischer, D. F.; Sarpong, R. Synthetic Studies on Pseudo-Dimeric *Lycopodium* Alkaloids: Total Synthesis of Complanadine B. *Angew. Chem., Int. Ed.* **2013**, *52*, 1726–1730.
- (31) Schumann, D.; Naumann, A. Synthese des *Lycopodium*-alkaloids rac-α-Obcurin durch 1,3-Anellierung eines Enimins. *Liebigs Ann. Chem.* **1983**, *1983*, 220–225.
- (32) Schuster, E.; Jas, G.; Schumann, D. An Improved Synthesis of 2,3,4,6,7,8-Hexahydroquinolines. *Org. Prep. Proced. Int.* **1992**, *24*, 670–672.

- (33) Caine, D.; Procter, K.; Cassell, R. A. A Facile Synthesis of (–)-(R)-5-Methyl-2-cyclohexen-1-one and Related 2-Substituted Enones from (+)-Pulegone. *J. Org. Chem.* **1984**, *49*, 2647–2648.
- (34) Kozak, J. A.; Dake, G. R. Total Synthesis of (+)-Fawcettidine. *Angew. Chem., Int. Ed.* **2008**, *47*, 4221–4223.
- (35) Jung, M. E.; Chang, J. J. Enantiospecific Formal Total Synthesis of (+)-Fawcettimine. *Org. Lett.* **2010**, *12*, 2962–2965.
- (36) For a different preparation of **21** via radical addition into acrylonitrile see: Liu, K.-M.; Chau, C.-M.; Sha, C.-K. Intermolecular radical addition reactions of α -iodo cycloalkenones and a synthetic study of the enantiopure fawcettimine. *Chem. Commun.* **2008**, *1*, 91–93.
- (37) A similar cyclization via a hydroxylated derivative of **22a** was used in the synthesis of a huperzine-type alkaloid: Wu, B.; Bai, D. The First Total Synthesis of (\pm)-Huperzine B. *J. Org. Chem.* **1997**, *62*, 5978–5981.
- (38) Katsuhara, J. Absolute Configuration of Pulegone Oxide and Piperitenone Dioxide. *J. Org. Chem.* **1967**, *32*, 797–799.
- (39) Elgendy, E. M.; Khayyat, S. A. Oxidation Studies on Some Natural Monoterpenes: Citral, Pulegone, and Camphene. *Russ. J. Org. Chem.* **2008**, *44*, 814–822.
- (40) West, J. G.; Huang, D.; Sorensen, E. J. Acceptorless dehydrogenation of small molecules through cooperative base metal catalysis. *Nat. Commun.* **2015**, *6*, 10093.
- (41) Sadhu, P. S.; Ravinder, M.; Kumar, P. A.; Rao, V. J. Photochemical dehydrogenation of 3,4-dihydro-2-pyridones. *Photochem. Photobiol. Sci.* **2009**, *8*, 513–515.
- (42) Sun, L. H.; Bulter, T.; Alcalde, M.; Petrounia, I. P.; Arnold, F. H. Modification of Galactose Oxidase to Introduce Glucose 6-Oxidase Activity. *ChemBioChem* **2002**, *3*, 781–783.
- (43) Vilim, J.; Knaus, T.; Mutti, F. G. Catalytic Promiscuity of Galactose Oxidase: A Mild Synthesis of Nitriles from Alcohols, Air, and Ammonia. *Angew. Chem., Int. Ed.* **2018**, *57*, 14240–14244.
- (44) Ghislieri, D.; Green, A. P.; Pontini, M.; Willies, S. C.; Rowles, I.; Frank, A.; Grogan, G.; Turner, N. J. Engineering an Enantioselective Amine Oxidase for the Synthesis of Pharmaceutical Building Blocks and Alkaloid Natural Products. *J. Am. Chem. Soc.* **2013**, *135*, 10863–10869.
- (45) Gandomkar, S.; Jost, E.; Loidolt, D.; Swoboda, A.; Pickl, M.; Elaily, W.; Daniel, B.; Fraaije, M. W.; Macheroux, P.; Kroutil, W. Biocatalytic Enantioselective Oxidation of *Sec*-Allylic Alcohols with Flavin-Dependent Oxidases. *Adv. Synth. Catal.* **2019**, *361*, 5264–5271.
- (46) Schrittwieser, J. H.; Groenendaal, B.; Resch, V.; Ghislieri, D.; Wallner, S.; Fischereder, E. M.; Fuchs, E.; Grischek, B.; Sattler, J. H.; Macheroux, P.; Turner, N. J.; Kroutil, W. Deracemization by Simultaneous Bio-Oxidative Kinetic Resolution and Stereoinversion. *Angew. Chem., Int. Ed.* **2014**, *53*, 3731–3734.
- (47) Takeda, K.; Umezawa, K.; Varnai, A.; Eijsink, V. G. H.; Igarashi, K.; Yoshida, M.; Nakamura, N. Fungal PQQ-dependent dehydrogenases and their potential in biocatalysis. *Curr. Opin. Chem. Biol.* **2019**, *49*, 113–121.
- (48) Thiel, D.; Doknic, D.; Deska, J. Enzymatic aerobic ring rearrangement of optically active furylcarbinols. *Nat. Commun.* **2014**, *5*, 5278.
- (49) Diaz-Rodriguez, A.; Martinez-Montero, L.; Lavandera, I.; Gotor, V.; Gotor-Fernandez, V. Laccase/2,2,6,6-Tetramethylpiperidinooxyl Radical (TEMPO): An Efficient Catalytic System for Selective Oxidations of Primary Hydroxy and Amino Groups in Aqueous and Biphasic Media. *Adv. Synth. Catal.* **2014**, *356*, 2321–2329.
- (50) Takasu, N.; Oisaki, K.; Kanai, M. Iron-Catalyzed Oxidative C(3)–H Functionalization of Amines. *Org. Lett.* **2013**, *15*, 1918–1921.
- (51) Chen, C.; Kattanguru, P.; Tomashenko, O. A.; Karpowicz, R.; Siemiaszko, G.; Bhattacharya, A.; Calasans, V.; Six, Y. Synthesis of functionalised azepanes and piperidines from bicyclic halogenated aminocyclopropane derivatives. *Org. Biomol. Chem.* **2017**, *15*, 5364–5372.
- (52) Kaname, M.; Yoshifuji, S.; Sashida, H. Ruthenium tetroxide oxidation of cyclic *N*-acylamines by a single layer method: formation of *o*-amino acids. *Tetrahedron Lett.* **2008**, *49*, 2786–2788.
- (53) Nishikawa, K.; Noguchi, T.; Kikuchi, S.; Maruyama, T.; Araki, Y.; Yotsu-Yamashita, M.; Morimoto, Y. Tetrodotoxin Framework Construction from Linear Substrates Utilizing a Hg(OTf)₂-Catalyzed Cycloisomerization Reaction: Synthesis of the Unnatural Analogue 11-nor-6,7,8-Trideoxytetrodotoxin. *Org. Lett.* **2021**, *23*, 1703.
- (54) Bacha, J. D.; Kochi, J. K. Alkenes from acids by oxidative decarboxylation. *Tetrahedron* **1968**, *24*, 2215–2226.
- (55) Kulbitski, K.; Nisnevich, G.; Gandelman, M. Metal-Free Efficient, General and Facile Iododecarboxylation Method with Biodegradable Co-Products. *Adv. Synth. Catal.* **2011**, *353*, 1438–1442.
- (56) Sun, X.; Chen, J.; Ritter, T. Catalytic dehydrogenative decarboxyolefination of carboxylic acids. *Nat. Chem.* **2018**, *10*, 1229–1233.
- (57) Nguyen, V. T.; Nguyen, V. D.; Haug, G. C.; Dang, H. T.; Jin, S.; Li, Z.; Flores-Hansen, C.; Benavides, B. S.; Arman, H. D.; Larionov, O. V. Alkene Synthesis by Photocatalytic Chemoenzymatically Compatible Dehydrodecarboxylation of Carboxylic Acids and Biomass. *ACS Catal.* **2019**, *9*, 9485–9498.
- (58) Goossen, L. J.; Rodriguez, N. A mild and efficient protocol for the conversion of carboxylic acids to olefins by a catalytic decarboxylative elimination reaction. *Chem. Commun.* **2004**, *6*, 724–725.
- (59) Ding, R.; Fu, J.-G.; Xu, G.-Q.; Sun, B.-F.; Lin, G.-Q. Divergent total synthesis of the *Lycopodium* alkaloids huperzine A, huperzine B, and huperzine U. *J. Org. Chem.* **2014**, *79*, 240–250.
- (60) Gauthier, D.; Lindhardt, A. T.; Olsen, E. P. K.; Overgaard, J.; Skrydstrup, T. In Situ Generated Bulky Palladium Hydride Complexes as Catalysts for Efficient Isomerization of Olefins. Selective Transformation of Terminal Alkenes to 2-Alkenes. *J. Am. Chem. Soc.* **2010**, *132*, 7998–8009.
- (61) Kozikowski, A. P.; Miller, C. P.; Yamada, F.; Pang, Y. P.; Miller, J. H.; McKinney, M.; Ball, R. G. Delineating the Pharmacophoric Elements of Huperzine A: Importance of the Unsaturated Three-Carbon Bridge to Its AChE Inhibitory Activity. *J. Med. Chem.* **1991**, *34*, 3399–3402.
- (62) Ishiyama, T.; Takagi, J.; Ishida, K.; Miyaura, N.; Anastasi, N. R.; Hartwig, J. F. Mild Iridium-Catalyzed Borylation of Arenes. High Turnover Numbers, Room Temperature Reactions, and Isolation of a Potential Intermediate. *J. Am. Chem. Soc.* **2002**, *124*, 390–391.
- (63) Bromodeborylation of a Cbz-protected lycodine derivative was previously demonstrated: Zhao, L.; Tsukano, C.; Kwon, E.; Shirakawa, H.; Kaneko, S.; Takemoto, Y.; Hirama, M. Competent Route to Unsymmetric Dimer Architectures: Total Syntheses of (–)-Lycodine and (–)-Complanadines A and B, and Evaluation of Their Neurite Outgrowth Activities. *Chem. - Eur. J.* **2017**, *23*, 802–812.
- (64) Xu, L.-P.; Roque, J. B.; Sarpong, R.; Musaev, D. G. Reactivity and Selectivity Controlling Factors in the Pd/Dialkylbiarylphosphine-Catalyzed C–C Cleavage/Cross-Coupling of an *N*-Fused Bicyclo α -Hydroxy- β -Lactam. *J. Am. Chem. Soc.* **2020**, *142*, 21140–21152.
- (65) Muller, M. Enzymatic Synthesis of Tertiary Alcohols. *ChemBioEng Rev.* **2014**, *1*, 14–26.
- (66) Hari Krishna, S.; Persson, M.; Bornscheuer, U. T. Enantioselective transesterification of a tertiary alcohol by lipase A from *Candida antarctica*. *Tetrahedron: Asymmetry* **2002**, *13*, 2693–2696.
- (67) Bailey, W. F.; Beak, P.; Kerrick, S. T.; Ma, S.; Wiberg, K. B. An Experimental and Computational Investigation of the Enantioselective Deprotonation of Boc-piperidine. *J. Am. Chem. Soc.* **2002**, *124*, 1889–1896.
- (68) Coldham, I.; O'Brien, P.; Patel, J. J.; Raimbault, S.; Sanderson, A. J.; Stead, D.; Whittaker, D. T. E. Asymmetric deprotonation of *N*-Boc-piperidines. *Tetrahedron: Asymmetry* **2007**, *18*, 2113–2119.
- (69) Under the established photochemical conditions for generation of piperidine-derived α -hydroxy- β -lactam **32** (see ref 20), the

corresponding pyrrolidine-derived species is not formed. Alternatively, irradiation of the same pyrrolidine-derived phenyl keto amide substrate in solution with blue LEDs results in the formation of the corresponding pyrrolidine-fused 4-oxazolidinone (*N,O*-acetal) product.

(70) Campos, K. R.; Klapars, A.; Waldman, J. H.; Dormer, P. G.; Chen, C. Y. Enantioselective, Palladium-Catalyzed α -Arylation of *N*-Boc-pyrrolidine. *J. Am. Chem. Soc.* **2006**, *128*, 3538–3539.

(71) Nikolic, N.; Beak, P. (*R*)-(+)-2-(Diphenylhydroxymethyl) Pyrrolidine. *Org. Synth.* **1997**, *74*, 23–29.

(72) Zuo, Z.; Ahneman, D. T.; Chu, L.; Terrett, J. A.; Doyle, A. G.; MacMillan, D. W. C. Merging photoredox with nickel catalysis: Coupling of α -carboxyl sp^3 -carbons with aryl halides. *Science* **2014**, *345*, 437–440.