

UCRL-10920

**University of California**  
**Ernest O. Lawrence**  
**Radiation Laboratory**

**TWO-WEEK LOAN COPY**

*This is a Library Circulating Copy  
which may be borrowed for two weeks.  
For a personal retention copy, call  
Tech. Info. Division, Ext. 5545*

**ELECTRON REPULSIONS IN COMPOUNDS OF  
NITROGEN, OXYGEN AND FLUORINE**

**Berkeley, California**

## **DISCLAIMER**

This document was prepared as an account of work sponsored by the United States Government. While this document is believed to contain correct information, neither the United States Government nor any agency thereof, nor the Regents of the University of California, nor any of their employees, makes any warranty, express or implied, or assumes any legal responsibility for the accuracy, completeness, or usefulness of any information, apparatus, product, or process disclosed, or represents that its use would not infringe privately owned rights. Reference herein to any specific commercial product, process, or service by its trade name, trademark, manufacturer, or otherwise, does not necessarily constitute or imply its endorsement, recommendation, or favoring by the United States Government or any agency thereof, or the Regents of the University of California. The views and opinions of authors expressed herein do not necessarily state or reflect those of the United States Government or any agency thereof or the Regents of the University of California.

UNIVERSITY OF CALIFORNIA  
Lawrence Radiation Laboratory  
Berkeley, California

Contract No. W-7405-eng-48

ELECTRON REPULSIONS IN COMPOUNDS OF  
NITROGEN, OXYGEN AND FLUORINE

William L. Jolly

August 1963

## Electron Repulsions in Compounds of Nitrogen, Oxygen and Fluorine

By William L. Jolly

Department of Chemistry, and Inorganic Materials Research Division  
of the Lawrence Radiation Laboratory, University of California,  
Berkeley, California

By comparisons of bond energies and bond lengths, it is shown that single bonds of the type N-X, O-X, and F-X (where X is a very electronegative element) are abnormally weak, and that this weakening increases with increasing electronegativity of the atom X. It is pointed out that this bond weakening may be attributed to repulsions between the bonding electrons and lone-pair electrons.

Introduction

The abnormally low N-N, O-O, and F-F bond energies in the molecules  $N_2H_4$ ,  $H_2O_2$ , and  $F_2$  are usually explained in terms of the repulsions between the non-bonding valence electrons on adjacent atoms.<sup>1,2</sup> It has recently been shown that, in compounds of the type  $H_3M-X$  (where  $M = C, Si, \text{ or } Ge$ ), the M-H bonding electrons are repelled by the X atoms, and this repulsion increases as the X atoms are made more electronegative.<sup>3</sup> It therefore seemed reasonable that in single bonds of the type N-X, O-X, and F-X, the repulsions between the X atoms and the lone-pair electrons on the adjacent atoms should become very important for highly electronegative X atoms. We contend that N-X, O-X, and F-X bonds (where X is very electronegative) are weaker than one would predict from a comparison with other bonds and that this weakening increases with increasing electronegativity of the X atom. In this paper we shall show that two methods for measuring bond weakening bear out this contention. One method involves a comparison of the usual thermochemical bond energies; the other involves a comparison of bond lengths. We shall also discuss the possibility that an important cause of bond weakening is the repulsion between lone pair electrons and the bonding electrons.

Comparison of Bond Energies

If we exclude bonds between electronegative atoms and fluorine, oxygen, and nitrogen, it is usually found that, if  $E(M-A) > E(M-B)$ , then  $E(N-A) > E(N-B)$ . (Here  $E$  refers to the bond energy<sup>4</sup> — a quantity not necessarily equal to the bond dissociation energy.) Consequently a plot of  $M-X$  bond energies against the corresponding  $N-X$  bond energies yields a fairly smooth curve, in some cases a straight line. We show two plots of this type in Figure 1, in which both  $H-X$  and  $Cl-X$  bond energies are plotted against  $C-X$  bond energies. We believe the points for  $X = Si$  fall off the curves because of the tendency for silicon to form double bonds to electronegative elements and because of hyperconjugation in the case of the  $Si-CH_3$  bond. The  $H-H$  bond is weak because of poor overlap of the 1s orbitals.<sup>5</sup>

When  $F-X$ ,  $O-X$  and  $N-X$  bond energies are plotted against  $C-X$  bond energies (Figures 2-4), the points corresponding to very electronegative  $X$  atoms fall below the expected curve. In accordance with our contention that bond weakening increases with increasing electronegativity of the  $X$  atom, the points for  $X = F$  show the greatest discrepancies, the points for  $X = O$  show the next greatest discrepancies, and the points for  $X = Cl$  and  $N$  show relatively small discrepancies.

Comparison of Bond Lengths

Huggins<sup>5</sup> has shown that abnormally weak bonds are abnormally long.

Therefore, we expect to find that bonds of the type F-X, O-X, and N-X

(where X is a very electronegative element) are abnormally long (when

compared with the sums of the appropriate covalent radii as determined from

other bond lengths), and that this bond lengthening increases with increasing

electronegativity of X. Schomaker and Stevenson<sup>6</sup> have in effect shown that

this is true by showing that the lengths of bonds of this type may be

calculated by using abnormally long covalent radii for F, O and N and by

subtracting a term proportional to the difference in electronegativity of

the bonded atoms. However, their method predicts much too short bond lengths

for the C-Cl and C-Br bonds.

We find that if we use the normal single bond covalent radii as

tabulated by Pauling<sup>7</sup> (except we take 0.59 A as the radius for fluorine, so

as to obtain the correct C-F distance), and add a correction term to the F-X,

O-X and N-X bond lengths in order to account for electron repulsions, we can

predict bond lengths as well as by means of the Schomaker-Stevenson equation.

Our correction, in Angstrom units, is  $+ 0.07(X_x - 2.5)$ , where  $X_x$  is the

electronegativity of X. Two corrections are added when  $X = \text{F}, \text{O}, \text{or N}$ .

No correction is to be applied when  $X_x < 2.5$ . In Table I we have tabulated twenty bond lengths<sup>8</sup> together with the differences between the actual bond lengths and those calculated using the Pauling radii, the Schomaker-Stevenson equation, and our method.

It will be noted that, except for the Schomaker-Stevenson method, an enormous discrepancy occurs for the case of the H-H bond. (In the Schomaker-Stevenson method, the radius for hydrogen is taken as half the  $\text{H}_2$  bond length.) If we exclude this bond (which there is good reason to consider is anomalously long)<sup>9</sup>, the average deviation for our method becomes  $\pm .015\text{A}$  as compared with  $\pm .016\text{A}$  for the Schomaker-Stevenson method. None of the methods yields good results for bonds to second- and third-row elements such as Si, P and As without special corrections to account for double-bonding between these elements and electronegative elements.



Table I.

Experimental and Calculated Bond Lengths

Bond	$r_{\text{obs}}$	$r_{\text{obs}} - r_{\text{p}}$	$r_{\text{obs}} - r_{\text{ss}}$	$r_{\text{obs}} - r_{\text{calc}}$
FF	1.42	0.24	0.00	0.03
OF	1.42	.17	.01	.00
OO	1.48	.16	.00	.02
NF	1.36	.07	.01	-.07
NO	1.44	.08	.01	-.02
NN	1.46	.06	.00	-.01
ClF	1.63	.05	.02	+.01
ClO	1.70	.05	.01	.01
NCl	1.75	.06	.03	.02
BrF	1.76	.02	.02	.00
CF	1.36	.00	.02	.00
CCl	1.77	.01	.05	.01
CBr	1.94	.03	.06	.03
CO	1.43	.00	.01	.00
CN	1.47	.00	.01	.00
HF	.92	.03	.01	.03
HCl	1.27	-.02	-.01	-.02
NH	1.01	+.01	-.01	+.01
OH	.96	.00	-.02	.00
HH	.74	.14	.00	.14
Average $\Delta$ :		$\pm .060$	$\pm .016$	$\pm .022$

Discussion

The results, although confirming our expectations regarding the repulsive effects of highly electronegative atoms, do not tell us the principal cause of these repulsive effects. The repulsive effect of a bonded atom is generally attributed to the valence electrons of the atom other than those in the weakened bond itself. We wish to suggest that an appreciable fraction of the repulsive effect of a bonded atom arises from the electrons in the bond. The shorter the bond, the higher the density of bonding electrons and the stronger the repulsion. In the following paragraphs, we show that the bonding in  $\text{Cl}_2$  and  $\text{F}_2$  may be qualitatively discussed from this point of view, and thus, it is hoped, we point up a significant problem for theoreticians.

Consider the  $\text{Cl}_2$  molecule, whose bond energy is normal. Here the atoms are large enough that there is little repulsion between the non-bonding electrons and the bonding electrons. The bond is probably formed by the overlap of essentially pure  $p$  atomic orbitals,<sup>10</sup> and the non-bonding electrons may be thought of as existing in  $sp^2$  hybrid orbitals lying in a plane perpendicular to the molecular axis. Very little hybridization of the bonding atomic orbital occurs because the promotional energy required would not be compensated for

by the improved overlap of the orbitals.

In  $F_2$ , the bonding would be completely analogous to that in  $Cl_2$  were it not for the fact that the atoms are so small that there is strong repulsion between the non-bonding and bonding electrons. The non-bonding electrons bend back away from the bond (with a consequent shift of s character to the bonding orbital). Considerable energy is required to accomplish this rehybridization of the atomic orbitals, and consequently the bond energy is much less than it would be in the absence of electron repulsions.

Acknowledgment

This work was supported in part by the U.S. Atomic Energy Commission.

References

- (1) K. S. Pitzer, J. Am. Chem. Soc., 70, 2140 (1948).
- (2) L. Pauling, "The Nature of the Chemical Bond," 3rd edition, Cornell University Press, 1960, pp. 142-144.
- (3) W. L. Jolly, in press.
- (4) For a table of bond energies and methods of calculation see Ref. 2, pp. 83-87.
- (5) In molecular  $H_2$  the 1s orbitals of the atoms cannot overlap strongly because of the spherical symmetry of the orbitals and the proton-proton repulsion. However, when a hydrogen atom forms a bond to an atom which offers a highly directional bonding orbital (e.g., sp<sup>3</sup>), the hydrogen atom can "immerse itself" in the other atom's bonding orbital, and thus very strong orbital overlap can be achieved.
- (6) M. Huggins, J. Am. Chem. Soc., 75, 4123 (1953).
- (7) V. Schomaker and D. P. Stevenson, J. Am. Chem. Soc., 63, 37 (1941).
- (8) Reference 2, pp. 224 and 227.
- (9) Special Publication No. 11, "Interatomic Distances," L. E. Sutton, editor, The Chemical Society, London, 1958.
- (10) K. S. Pitzer, "Quantum Chemistry," Prentice-Hall, Inc., New York, N.Y., 1953, p. 510.

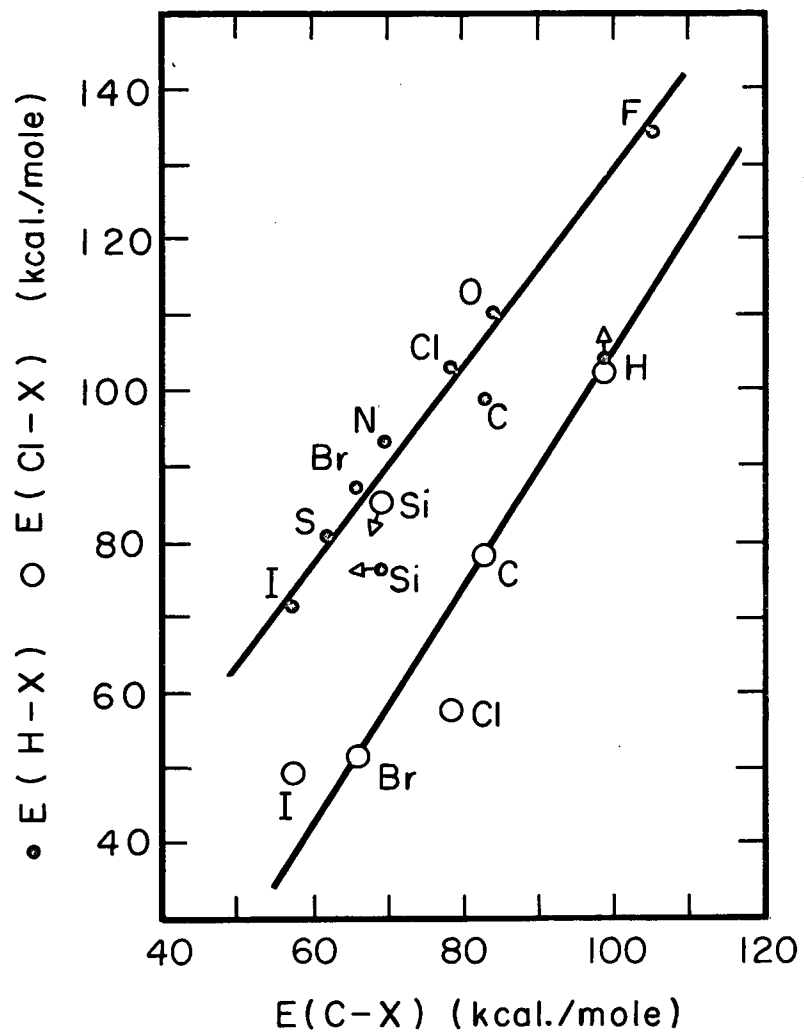
Figure Captions

Figure 1. H-X and Cl-X bond energies vs. C-X bond energies.

Figure 2. F-X bond energies vs. C-X bond energies.

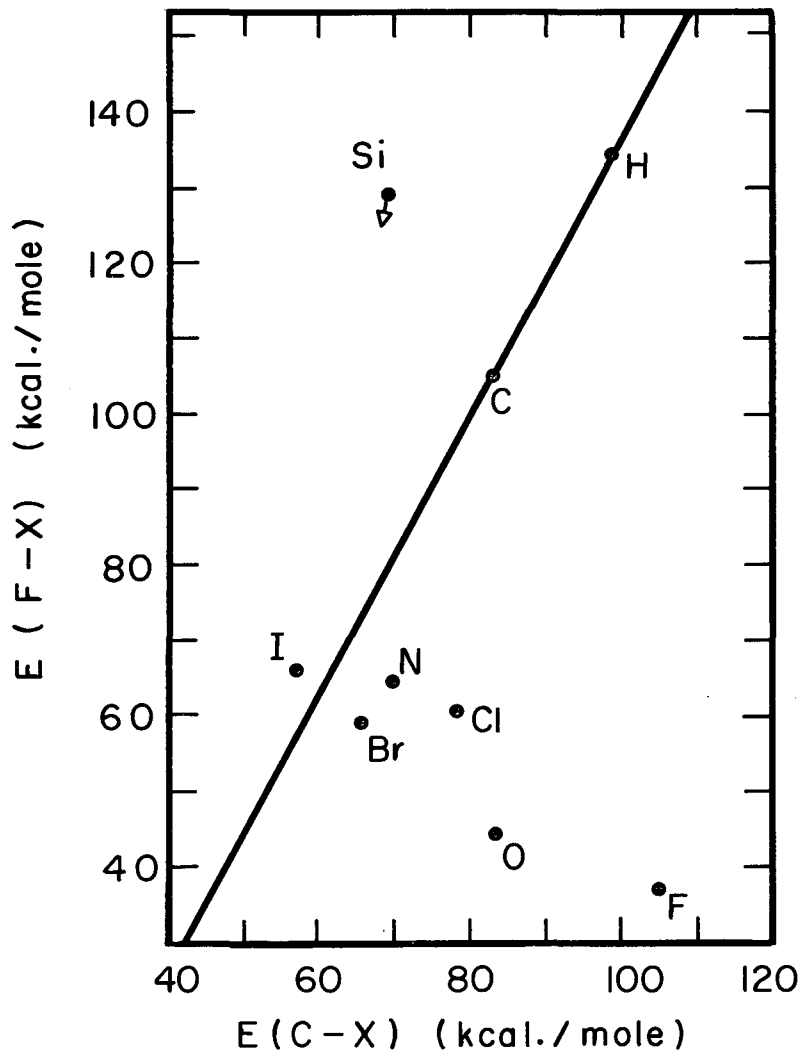
Figure 3. O-X bond energies vs. C-X bond energies.

Figure 4. N-X bond energies vs. C-X bond energies.



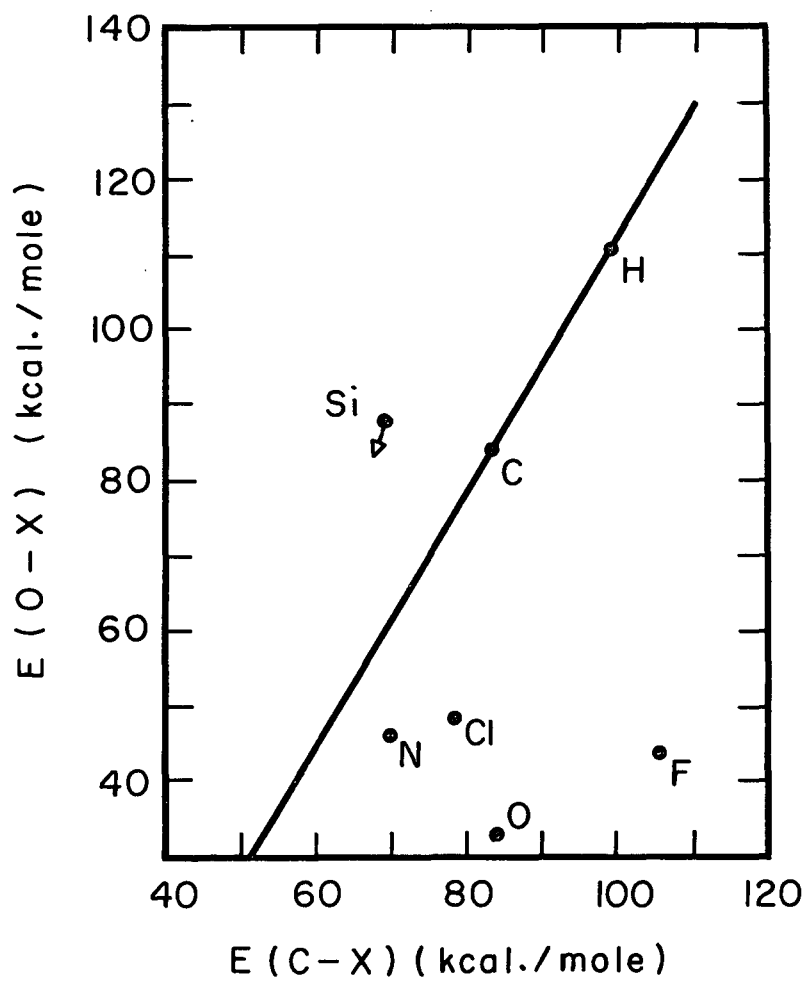
MU-31349

Fig. 1



MU-31350

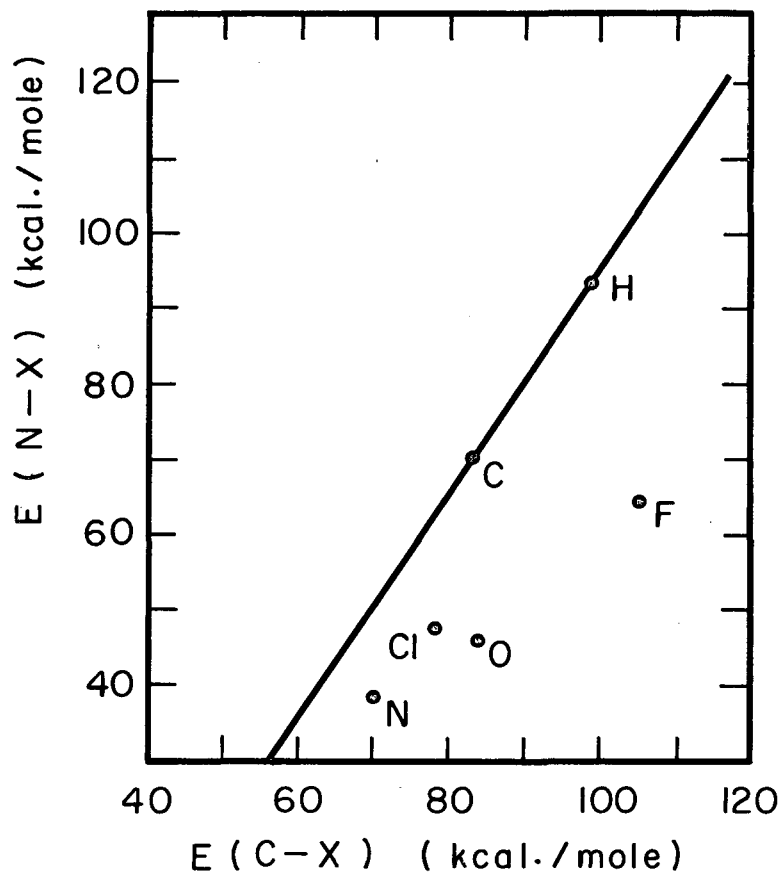
Fig. 2



MU-31347

Fig. 3





MU-31348

Fig. 4

This report was prepared as an account of Government sponsored work. Neither the United States, nor the Commission, nor any person acting on behalf of the Commission:

- A. Makes any warranty or representation, expressed or implied, with respect to the accuracy, completeness, or usefulness of the information contained in this report, or that the use of any information, apparatus, method, or process disclosed in this report may not infringe privately owned rights; or
- B. Assumes any liabilities with respect to the use of, or for damages resulting from the use of any information, apparatus, method, or process disclosed in this report.

As used in the above, "person acting on behalf of the Commission" includes any employee or contractor of the Commission, or employee of such contractor, to the extent that such employee or contractor of the Commission, or employee of such contractor prepares, disseminates, or provides access to, any information pursuant to his employment or contract with the Commission, or his employment with such contractor.

Faint, illegible text covering the majority of the page, possibly representing a list or document with multiple entries.

