

Lawrence Berkeley National Laboratory

Recent Work

Title

INCLUSIVE STUDIES OF D MESON DECAYS AT THE (3772)

Permalink

<https://escholarship.org/uc/item/7px4q8zc>

Author

Vuillemin, V.

Publication Date

1978-08-01

INCLUSIVE STUDIES OF D MESON DECAYS AT THE $\psi(3772)$

V. Vuillemin, G. J. Feldman, J. M. Feller, A. Fong,
A. Barbaro-Galtieri, R. Ely, B. Gobbi,
G. Hanson, J. A. Jaros, B. P. Kwan, P. Lecomte,
A. M. Litke, D. Lüke, R. J. Madaras, D. H. Miller
S. I. Parker, I. Peruzzi, M. Piccolo
T. P. Pun, P. A. Rapidis, M. T. Ronan, R. R. Ross, D. L. Scharre,
T. G. Trippe, and D. E. Yount


August, 1978

RECEIVED
LAWRENCE
BERKELEY LABORATORY

Prepared for the U. S. Department of Energy
under Contract W-7405-ENG-48

OCT 3 1978

LIBRARY AND
DOCUMENTS SECTION



TWO-WEEK LOAN COPY

*This is a Library Circulating Copy
which may be borrowed for two weeks.
For a personal retention copy, call
Tech. Info. Division, Ext. 6782*

*LBL-7575
c. 2*

DISCLAIMER

This document was prepared as an account of work sponsored by the United States Government. While this document is believed to contain correct information, neither the United States Government nor any agency thereof, nor the Regents of the University of California, nor any of their employees, makes any warranty, express or implied, or assumes any legal responsibility for the accuracy, completeness, or usefulness of any information, apparatus, product, or process disclosed, or represents that its use would not infringe privately owned rights. Reference herein to any specific commercial product, process, or service by its trade name, trademark, manufacturer, or otherwise, does not necessarily constitute or imply its endorsement, recommendation, or favoring by the United States Government or any agency thereof, or the Regents of the University of California. The views and opinions of authors expressed herein do not necessarily state or reflect those of the United States Government or any agency thereof or the Regents of the University of California.

INCLUSIVE STUDIES OF D MESON DECAYS AT THE $\psi(3772)$

V. Vuillemin, G. J. Feldman, J. M. Feller, A. Fong,
A. Barbaro-Galtieri, R. Ely, B. Gobbi,
G. Hanson, J. A. Jaros, B.P. Kwan, P. Lecomte,*
A. M. Litke, D. Lüke, R. J. Madaras, D. H. Miller,
S. I. Parker, I. Peruzzi,[†] M. Piccolo,[†]
T. P. Pun, P. A. Rapidis, M. T. Ronan, R. R. Ross, D. L. Scharre,
T. G. Trippe, and D. E. Yount

Lawrence Berkeley Laboratory and Department of Physics
University of California
Berkeley, California 94720

Stanford Linear Accelerator Center and Department of Physics
Stanford University
Stanford, California 94305

Department of Physics and Astronomy
Northwestern University
Evanston, Illinois 60201

and

Department of Physics and Astronomy
University of Hawaii
Honolulu, Hawaii 96822

ABSTRACT

We have measured charged multiplicities, inclusive branching ratios to states containing kaons, and average energy fractions in charged and neutral particles for decays of D mesons produced at the $\psi(3772)$ resonance. The average charged multiplicity is 2.3 ± 0.3 for both the neutral and the charged D. We find inclusive branching ratios $B(D^0 \rightarrow K^+X) = .35 \pm .10$ and $B(D^+ \rightarrow K^-X) = .10 \pm .07$ for decays into charged kaons.

In previous papers we have reported measurements of branching ratios for several exclusive hadronic decay channels of the D mesons¹⁻² and for inclusive semi-leptonic decays.³ These decay modes account for only a fraction of all D meson decays. The remaining modes are difficult to detect because of low acceptances and/or large backgrounds. Much can be learned, however, through inclusive studies of the final states in D decays. In this paper we report measurements of charged multiplicity distributions, inclusive branching ratios to states containing kaons, and the fraction of energy carried by charged and neutral particles in D^0 and D^\pm decays.

The $\psi(3772)$ resonance,⁴ recently discovered at SPEAR, lies just above the threshold for production of a pair of D mesons. The only allowed decay modes which contain charmed particles are $D^0\bar{D}^0$ and D^+D^- . Therefore, if a D^0 (D^+) is observed in an e^+e^- annihilation event at the $\psi(3772)$, the remaining particles in the event must be decay products of the \bar{D}^0 (D^-). Thus, these "tagged" events permit inclusive studies of the decays of D mesons.⁵

The data were collected with the SLAC-LBL magnetic detector at SPEAR.⁶⁻⁷ The $K^-\pi^+$ decay mode was used to tag $D^0\bar{D}^0$ events and the $K^-\pi^+\pi^+$ decay mode was used to tag D^+D^- events. (All references to a specific charge state also refer to the charge conjugate state.) These two decay modes are the only ones which have a sufficiently small background and a sufficiently large acceptance in the magnetic detector for our study. The analysis techniques used to extract both samples are similar to those described previously.¹ The mass spectra can be found in Ref. 1.

We find 141 $D^0 \rightarrow K^- \pi^+$ events and 107 $D^+ \rightarrow K^- \pi^+ \pi^+$ events in ± 8 MeV bands about the D^0 and D^+ masses. We estimate the background by extrapolating from the 1.75-1.85 GeV mass region to the signal region. We find expected backgrounds of 22 ± 2 D^0 events and 27 ± 2 D^+ events.

The charged multiplicity distributions for the decays of the recoil D's are obtained by simply counting the number of additional tracks in each event. Background multiplicity distributions are determined from events in the 1.75-1.85 GeV mass region and are subtracted from the data. For the multiplicity analysis K_S^0 's are not identified, so charged pions from their decay are included in the number of charged particles. The produced multiplicity distributions are unfolded from the observed multiplicity distributions by a Monte Carlo technique simulating $D^0 \bar{D}^0$ and $D^+ D^-$ production at the $\psi(3772)$. The unfold includes a correction to remove the contribution of $e^+ e^-$ pairs from photon conversions in the detector.

The observed and unfolded multiplicity distributions are displayed in Fig. 1. We observe that the D^0 decays primarily into two charged particles, while the D^+ decays roughly equally into states containing one and three charged particles. The average unfolded multiplicities for the D^0 and for the D^+ are found to be the same. They are:

$$\langle n_c \rangle_{D^0} = 2.3 \pm 0.3$$

$$\langle n_c \rangle_{D^+} = 2.3 \pm 0.3$$

The D mesons are expected to decay predominantly into channels including one kaon. We measure the kaon content of D decays by counting the number of charged and neutral kaons in the recoil

system of the tagged events. Charged kaons are identified by their time-of-flight for a 1.5-2.0 meter flight path in the magnetic detector. The time resolution is $\sigma_T = 0.4$ ns. For momenta below 450 MeV/c the separation between pions and kaons is unambiguous. For momenta greater than 450 MeV/c, the number of kaons is determined by fits to the time-of-flight spectrum in narrow momentum bins. For each momentum bin the spectrum is fitted to the sum of two Gaussians, kaons and pions. The means and widths of the two Gaussians are known. The only fitted parameters are the numbers of kaons and pions. In most cases (including all of the D^\pm fits), the results thus obtained are virtually the same as would result from a simple momentum-dependent cut on the time-of-flight. The advantages of the fitting procedure are that it resolves those few cases where there are tracks in the overlap region between the kaon and pion Gaussians and it provides an estimate of the error arising from K- π ambiguity as well as the statistical error. We find that the statistical error is dominant.

Neutral kaons are identified by measurement of the dipion mass and the consistency of the dipion vertex position with the direction of the kaon momentum.⁸

The numbers of charged and neutral kaons found in the D^0 and D^\pm recoil systems are shown in Table I. For the charged kaons in the D^\pm events we make a distinction between "right-sign" and "wrong-sign" kaons. Right-sign kaons have the opposite charge from the kaon in the observed D^\pm . Wrong-sign kaons have the same charge as the kaon in the observed D^\pm . In the GIM model,⁹ decays containing wrong-sign kaons are suppressed by a factor of $\tan^2(\theta_c)$, where θ_c is the Cabibbo angle ($\sim 13^\circ$). Such a distinction has not been made for the charged kaons in the D^0 events because in the observed decay $D^0 \rightarrow K^\mp \pi^\pm$ the momentum of the kaon and the pion are too high to reliably distinguish them by time-of-flight on an event-by-event basis, so there is an ambiguity between D^0 and \bar{D}^0 .

Table I also shows the number of kaons in each category expected from background events (as determined from events in the 1.75-1.85 GeV mass region), and, for K^0 's, from random two-pion combinations. After subtracting the background we correct for geometrical acceptance, losses due to two charged particles in the same time-of-flight counter, tracking efficiency, decays in flight of charged kaons, neutral decays of K_S^0 , and unseen K_L^0 's, to obtain the branching fractions shown in the last column of Table I.

A somewhat surprising result is the low branching fraction, $.10 \pm .07$, for the decay of a charged D into a right-sign charged kaon. This implies that if the majority of charged D decays contain a kaon, then decays into neutral kaons must dominate by a large factor.¹⁰ Unfortunately, our low acceptance for neutral kaons and the small number of events do not permit a sufficiently accurate measurement to test this hypothesis.

An alternate method of studying the kaon content of D decays is to measure the inclusive kaon rate on and off the $\psi(3772)$ resonance.¹¹ By subtracting the latter from the former, we obtain the contribution of the resonance. We then determine the average number of kaons per D decay assuming that the only important decay mode of the $\psi(3772)$ is $D\bar{D}$. The advantage of this technique is that the number of kaons detected is large ($\sim 1000 K_S^0$ and $\sim 8000 K^\pm$). The principle disadvantage is that the contributions of neutral and charged D's, and of right-sign and wrong-sign kaons, are not separated. The results of this analysis are that there are $.52 \pm .14$ neutral kaons and $.42 \pm .12$ charged kaons per D decay, where the errors are due primarily to systematic effects. Assuming that the $D^0:D^+$ production ratio at the $\psi(3772)$ is 56:44,¹ these values should be

compared to $.49 \pm .19$ neutral kaons and $.27 \pm .07$ charged kaons per D decay determined from the tagged events.

Another question that can be investigated by our inclusive studies is the average division of the available energy in D decays between kaons, charged pions, electrons and muons, and photons (most of which presumably come from neutral pion decays).

The energy carried by charged particles and by K_S^0 's (as seen by the $\pi^+\pi^-$ decay mode) is determined by momentum measurement in the magnetic detector with a resolution $\sigma_p/p = .013 p$ (p in GeV/c). Charged kaons are identified by time-of-flight, as described above. No attempt has been made to separate electrons and muons from pions in these tagged events. Instead, their contribution is computed from the average semi-leptonic branching ratio of the D mesons and the electron momentum spectrum, previously published.³ The electron and muon contribution is then subtracted from the measured charged pion contribution. We have assumed equality between semi-leptonic decays into electrons and muons as well as equality between D^0 and D^+ semi-leptonic branching ratios.

Photons are detected using an array of lead-glass counters added to one side of the magnetic detector and covering a solid angle of $.053 \times 4\pi$ sr.¹² The photon energy resolution is $\sigma_E/E = .09/\sqrt{E}$ (E in GeV).

After background subtraction and efficiency corrections we obtain the fractions of energy carried by pions, kaons, electrons and muons, and photons shown in Table II. The energy carried by pairs of pions from K_S^0 decays has been explicitly subtracted from the charged pion and photon fractions.

The measured fraction of energy carried by photons is approximately

the same in the D^0 and D^\pm decays and the average is equal to $.22 \pm .08$. This average is consistent with being equal to half the total energy carried by charged pions, averaged over the D^0 and D^\pm ($.28 \pm .03$). To the extent that these photons come from π^0 's, the energy fraction of D meson decays found in π^0 's is thus consistent with half that found in charged pions.

This work was supported primarily by the High Energy Physics Division of the Department of Energy. Individual support was provided by the listed institutions plus the Deutsche Forschungsgemeinschaft (D.L.), the Laboratori Nazionali di Frascati dell'INFN (I.P. and M.P.), and the Swiss National Science Foundation (V.V.).

FOOTNOTES AND REFERENCES

* Present address: DESY, Hamburg, Germany.

† Permanent address: Lab. Nazionali di Frascati, Rome, Italy.

1. I. Peruzzi et al., Phys. Rev. Lett. 39, 1301 (1977).
2. D. L. Scharre et al., Phys. Rev. Lett. 40, 74 (1978).
3. J. M. Feller et al., Phys. Rev. Lett. 40, 274 (1978).
4. P. A. Rapidis et al., Phys. Rev. Lett. 39, 526 (1977),
W. Bacino et al., Phys. Rev. Lett. 40, 671 (1978).
5. With limited statistics, these "tagged" events can also be used to measure exclusive decay branching ratios. The results are in agreement with those presented in Ref. 1.
6. F. Vannucci et al., Phys. Rev. D15, 1814 (1977).
7. A. Barbaro-Galtieri et al., Phys. Rev. Lett. 39, 1058 (1977).
8. V. Lüth et al., Phys. Lett. 70B, 120 (1977).
9. S. L. Glashow, J. Iliopoulos, and L. Maiani, Phys. Rev. D2, 1285 (1970).
10. Predominance of neutral over charged kaons from charged D decay is expected, although not to the extent implied by this measurement. Since, in the GIM model, the charged D decays to a charged kaon of the opposite sign, its decay is inhibited by the necessity of producing two additional charged particles to conserve charge. One can try to estimate the expected magnitude of this inhibition by constructing a statistical model which reproduces our observed average multiplicity. Such a model predicts about three times as many neutral kaons as charged kaons in charged D decays. See J. L. Rosner in Institute for Advanced Study Report COO-2220-102 (1977) for a discussion of statistical models.

11. Details of this measurement, along with measurements of D and K production at other center-of-mass energies, can be found in I. Peruzzi et al., "Inclusive D and K Production in e^+e^- Annihilation", Lawrence Berkeley Laboratory Report LBL-7935 (1978), in preparation.
12. J. M. Feller et al., IEEE Trans. Nucl. Sci. NS-25, 304 (1978).

TABLE I.

Fractions of charged and neutral kaons in D^0 and D^+ decays.

Mode	#Found	#Expected background	Efficiency	Branching fraction
$D^0 \rightarrow K^+ X$	21.2 ± 5.1	2.4 ± 0.6	.46	$.35 \pm .10$
$D^0 \rightarrow K^0 X$	7 ± 2.6	1.1 ± 0.8	.09	$.57 \pm .26$
$D^+ \rightarrow K^- X$	4.8 ± 2.2	1.4 ± 0.5	.42	$.10 \pm .07$
$D^+ \rightarrow K^+ X$	2.8 ± 1.7	1.1 ± 0.4	.39	$.06 \pm .06$
$D^+ \rightarrow K^0 X$	4 ± 2.0	1.3 ± 0.8	.09	$.39 \pm .29$

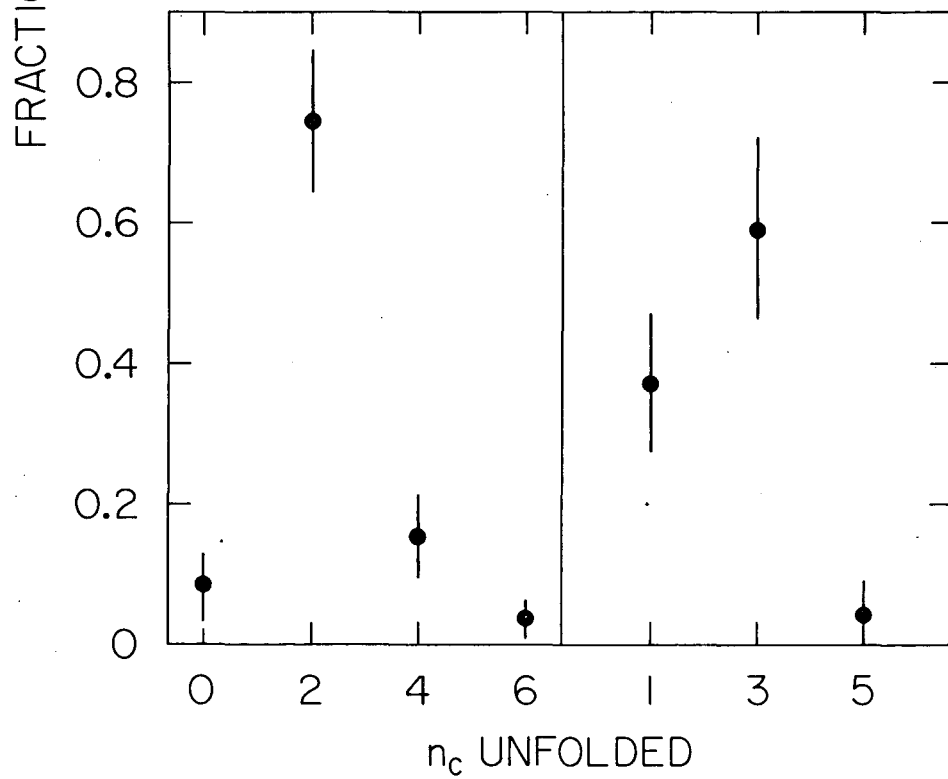
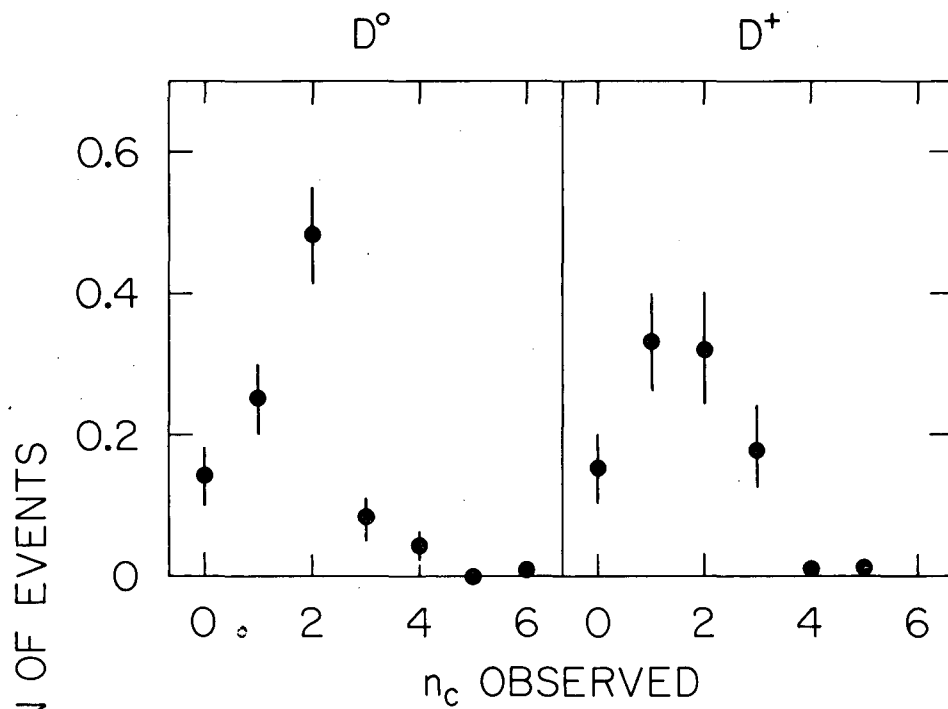
TABLE II.

Fractions of D^0 and D^\pm energy going into pions, kaons, electrons and muons, and photons. The errors are statistical errors only.

	π^\pm	K^\pm	K^0	$e^\pm + \mu^\pm$	γ	Total (excluding ν 's)
D^0	$.53 \pm .06$	$.15 \pm .04$	$.21 \pm .11$	$.03 \pm .01$	$.23 \pm .10$	1.15 ± 0.16
D^\pm	$.57 \pm .08$	$.06 \pm .04$	$.16 \pm .14$	$.03 \pm .01$	$.20 \pm .12$	1.02 ± 0.21

Figure Caption

Fig. 1. Observed and produced (unfolded) charged multiplicity distributions for D^0 and D^+ decays. Errors are statistical only.



This report was done with support from the Department of Energy. Any conclusions or opinions expressed in this report represent solely those of the author(s) and not necessarily those of The Regents of the University of California, the Lawrence Berkeley Laboratory or the Department of Energy.

TECHNICAL INFORMATION DIVISION
LAWRENCE BERKELEY LABORATORY
UNIVERSITY OF CALIFORNIA
BERKELEY, CALIFORNIA 94720