

UCLA

Census Snapshots

Title

Idaho Census Snapshot: 2010

Permalink

<https://escholarship.org/uc/item/7rh044fn>

Authors

Gates, Gary J.

Cooke, Abigail M.

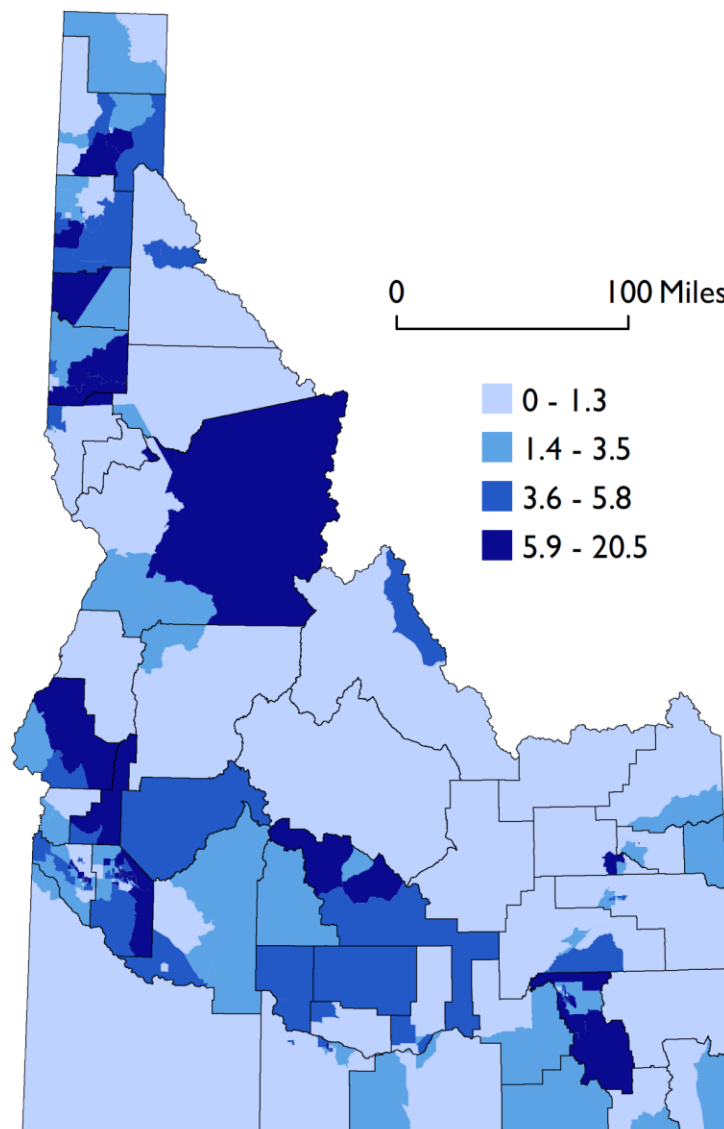
Publication Date

2011-09-01

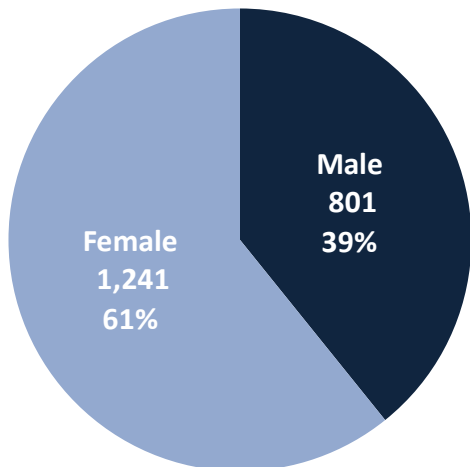


Same-sex couples	2,042	Same-sex couples per 1,000 households	3.5
Husband/wife	446	Same-sex "husband/wife" couples per 1,000 "husband/wife" couples	1.4
Unmarried partner	1,596	Same-sex "unmarried partner" couples per 1,000 "unmarried partner" couples	45.7

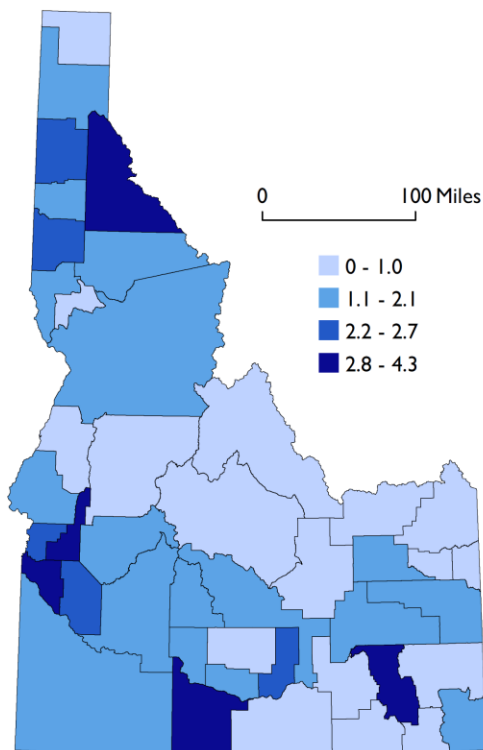
**Same-sex couples per 1,000 households
by Census tract (adjusted)**



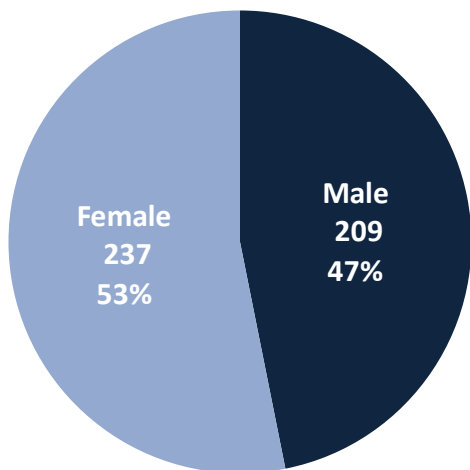
All Same-sex Couples



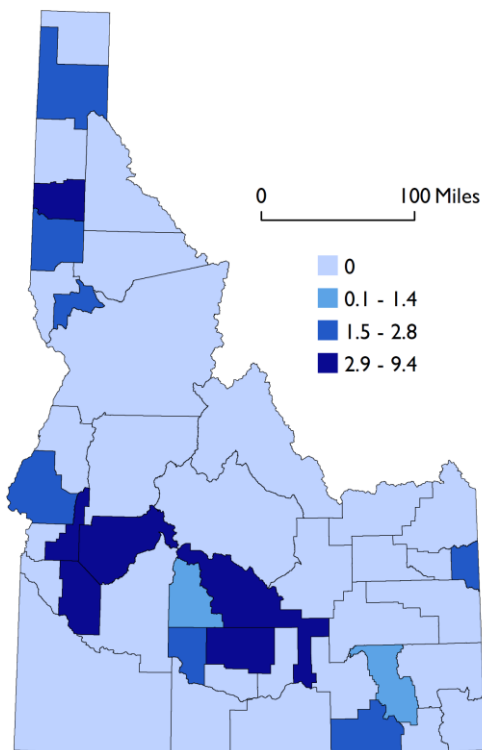
Same-sex female couples per 1,000 households by county (adjusted)



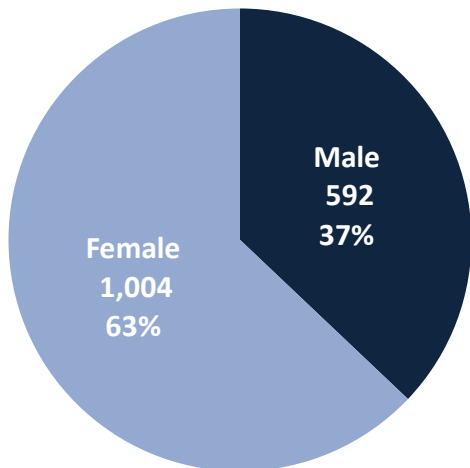
Same-sex couples who identify as spouses



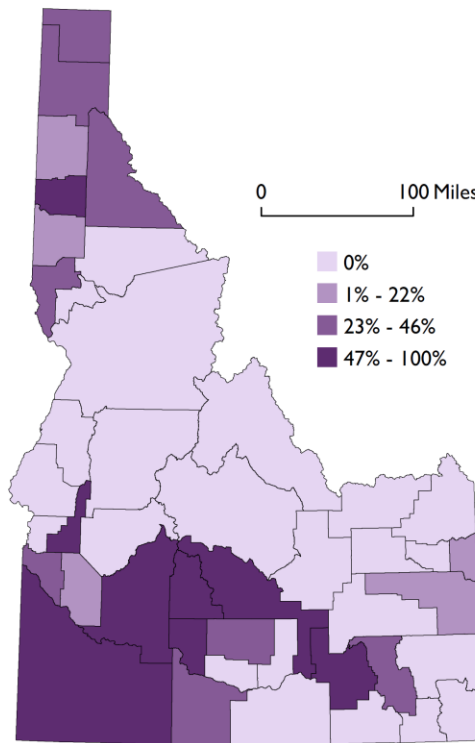
Same-sex male couples per 1,000 households by county (adjusted)



Same-sex couples who identify as unmarried partners

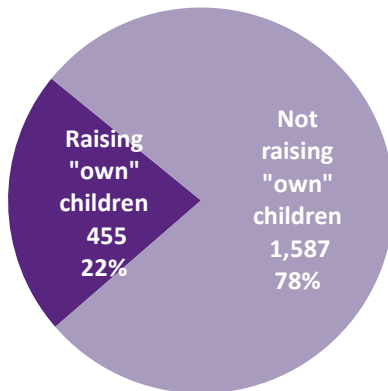


Percent of same-sex couples raising “own” children* by county (adjusted)

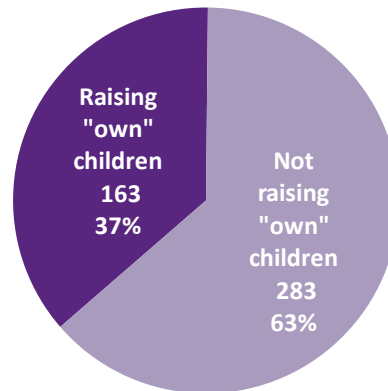


*“Own” children are never-married children under 18 who are sons or daughters of one partner or spouse (Person 1) by birth, marriage (stepchild), or adoption.

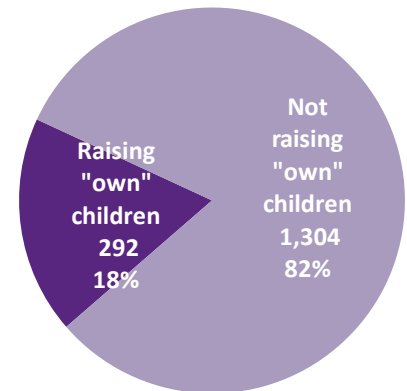
All Same-sex Couples



Same-sex couples who identify as spouses



Same-sex couples who identify as unmarried partners



Data and methodology

Data are compiled using the US Census Bureau’s state-level preferred estimates for same-sex couples found [here](#). Same-sex couples are identified in households where Person 1 describes his or her relationship with another adult of the same sex as either a “husband/wife” or “unmarried partner”. The Census Bureau preferred estimates adjust original Census tabulations reported in the Census 2010 SF-1, PCT15 to account for the likelihood that a small portion of different-sex couples miscode the sex of a spouse or partner and are incorrectly counted as a same-sex couple.

Adjusted data

The Census Bureau only released preferred estimates for states. County, city, and tract data used in this report are adjusted by the authors and do not represent official Census Bureau tabulations. Like the Census Bureau preferred estimates, the adjustment procedure accounts for the likelihood that a small portion of different-sex couples miscode the sex of a spouse or partner and are incorrectly counted as a same-sex couple.

Undercount

The adjusted figures do not take into account the possibility that some same-sex couples may not be counted in Census tabulations due to concerns about confidentiality or because neither partner was Person 1 in the household.

Go [here](#) for a complete description of the adjustment procedure.

Counties with 50+ same-sex couples ranked by same-sex couples per 1,000 households

State rank	US rank among 1,142 counties with 50+ same-sex couples	County	Same-sex couples (adjusted)	Same-sex couples per 1,000 households (adjusted)	Same-sex male couples (adjusted)	Same-sex female couples (adjusted)	% Raising "own" children among same-sex couples (adjusted)
1	224	Blaine	51	5.82	38	13	55%
2	265	Ada	819	5.52	459	360	19%
3	461	Bannock	138	4.49	6	131	34%
4	608	Latah	58	3.97	23	35	2%
5	682	Bonner	64	3.76	39	25	35%
6	708	Canyon	235	3.70	0	235	46%
7	868	Twin Falls	94	3.29	0	94	46%
8	1045	Kootenai	146	2.69	0	146	15%
9	1121	Bonneville	75	2.05	0	75	15%

Counties with <50 same-sex couples

		Adams	0	0.00	0	0	0%
		Bear Lake	4	1.65	0	4	0%
		Benewah	42	11.04	36	6	47%
		Bingham	18	1.23	0	18	0%
		Boise	14	4.66	11	3	0%
		Boundary	4	0.96	0	4	45%
		Butte	0	0.00	0	0	0%
		Camas	1	2.41	1	1	100%
		Caribou	1	0.57	0	1	0%
		Cassia	2	0.26	0	2	0%
		Clark	0	0.00	0	0	0%
		Clearwater	7	1.79	0	7	0%
		Custer	0	0.00	0	0	0%
		Elmore	16	1.62	0	16	48%
		Franklin	4	0.96	0	4	0%
		Fremont	0	0.00	0	0	0%
		Gem	39	5.98	21	18	57%
		Gooding	24	4.38	13	11	80%
		Idaho	8	1.21	0	8	0%
		Jefferson	15	1.84	0	15	0%
		Jerome	13	1.77	0	13	0%
		Lemhi	3	0.95	0	3	0%
		Lewis	4	2.32	3	0	0%
		Lincoln	7	4.28	7	1	45%
		Madison	6	0.54	0	6	0%
		Minidoka	16	2.29	0	16	0%
		Nez Perce	33	2.00	0	33	28%
		Oneida	5	2.93	4	0	0%
		Owyhee	8	1.86	0	8	100%
		Payette	20	2.45	0	20	0%
		Power	2	0.77	0	2	100%
		Shoshone	19	3.31	0	19	30%
		Teton	8	2.10	5	2	5%

	Valley	0	0.00	0	0	0%
	Washington	17	4.17	11	6	0%

**Cities with 50+ same-sex couples
ranked by same-sex couples per 1,000 households**

State rank	US rank among 1,415 cities with 50+ same-sex couples	City	Same-sex couples (adjusted)	Same-sex couples per 1,000 households (adjusted)
1	456	Boise City	608	7.10
2	910	Pocatello	103	4.93
3	959	Twin Falls	80	4.76
4	1084	Nampa	119	4.30
5	1147	Caldwell	61	4.10
6	1376	Idaho Falls	61	2.90
7	1400	Meridian	59	2.34

About the authors

Gary J. Gates, PhD is the Williams Distinguished Scholar at the Williams Institute, UCLA School of Law.

Abigail M. Cooke is a PhD candidate in the Department of Geography at UCLA and is affiliated with the California Center for Population Research.

Acknowledgments

The authors thank Williams Institute Fellows Angeliki Kastanis, Laura Durso, and Christy Mallory for assistance with the Snapshots.

For more information

The Williams Institute, UCLA School of Law, (310) 267-4382

<http://williamsinstitute.law.ucla.edu/>