

Lawrence Berkeley National Laboratory

Recent Work

Title

Observation of Beta-Delayed Proton Emission from ${}^{24}\text{Al}$

Permalink

<https://escholarship.org/uc/item/7xr3b8r7>

Journal

Physical Review C - Nuclear Physics, 50(4)

Authors

Batchelder, J.C.
Tighe, R.J.
Moltz, Dennis M.
[et al.](#)

Publication Date

1994-04-25



Lawrence Berkeley Laboratory

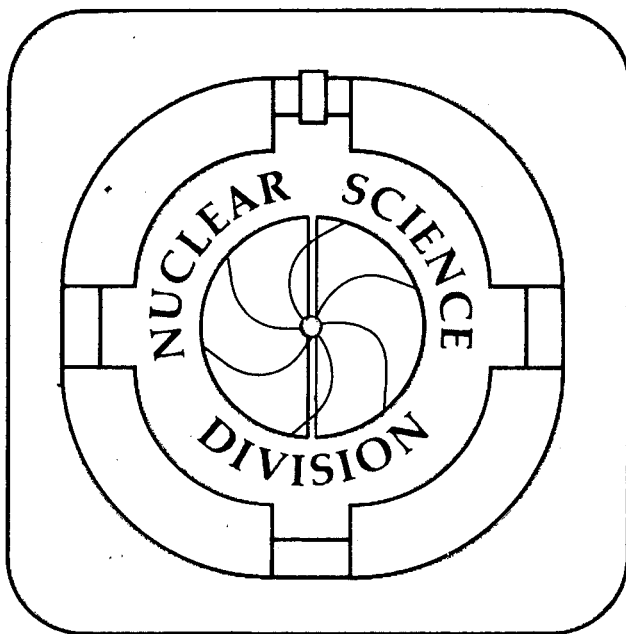
UNIVERSITY OF CALIFORNIA

Submitted to Physical Review C

Observation of Beta-Delayed Proton Emission from ^{24}Al

J.C. Batchelder, R.J. Tighe, D.M. Moltz, T.J. Ognibene,
M.W. Rowe, and J. Cerny

April 1994



DISCLAIMER

This document was prepared as an account of work sponsored by the United States Government. While this document is believed to contain correct information, neither the United States Government nor any agency thereof, nor the Regents of the University of California, nor any of their employees, makes any warranty, express or implied, or assumes any legal responsibility for the accuracy, completeness, or usefulness of any information, apparatus, product, or process disclosed, or represents that its use would not infringe privately owned rights. Reference herein to any specific commercial product, process, or service by its trade name, trademark, manufacturer, or otherwise, does not necessarily constitute or imply its endorsement, recommendation, or favoring by the United States Government or any agency thereof, or the Regents of the University of California. The views and opinions of authors expressed herein do not necessarily state or reflect those of the United States Government or any agency thereof or the Regents of the University of California.

Observation of Beta-Delayed Proton Emission from ^{24}Al

J.C. Batchelder, R.J. Tighe, D.M. Moltz, T.J. Ognibene,
M.W. Rowe and J. Cerny

Nuclear Science Division, Lawrence Berkeley Laboratory
University of California, Berkeley, California 94720, USA

April 25, 1994

This work was supported by the Director, Office of Energy Research Division
of Nuclear Physics of the Office of High Energy and Nuclear Physics of the
U.S. Department of Energy under Contract DE-AC03-76SF00098

OBSERVATION OF BETA-DELAYED PROTON EMISSION FROM ^{24}Al

J. C. Batchelder*, R. J. Tighe, D. M. Moltz, T. J. Ognibene, M. W. Rowe, and
Joseph Cerny

Department of Chemistry and Lawrence Berkeley Laboratory
University of California
Berkeley, CA 94720

Utilizing the $^{24}\text{Mg}(p,n)$ reaction and a low-energy proton detector ball, beta-delayed proton emission from ^{24}Al has been observed in the form of a quasi-continuum of protons from ~ 300 keV to 1100 keV. By making a comparison with a previously known ^{24}Al beta-delayed alpha branching ratio, a branching ratio for beta-delayed proton emission of $(1.2 \pm 0.3) \times 10^{-5}$ has been determined.

PACS numbers: 27.30.+t, 23.40.-s

I. INTRODUCTION

Beta-delayed particle decay studies have provided a wide variety of spectroscopic information. This includes information on level energies, spins, isospins, widths, densities, and beta-decay properties. There are by now well over one hundred examples of delayed proton and alpha emitters. For beta-delayed emission of protons or alpha particles to occur, the beta-decay energy (Q_{EC}) available to a potential "precursor" must exceed the proton or alpha separation energy (B_p or B_α) in its daughter, the potential "emitter". For it to compete effectively with other decay routes available to the precursor (*i.e.*, beta-delayed γ -decay) the energy difference $Q_{EC}-B$ must be sufficient to allow significant beta population for at least one state in the emitter that can eject particles energetic enough to penetrate the Coulomb barrier. There have been several recent reviews on this topic [1,2].

A general trend in this research has been to study nuclei further and further from the valley of beta stability. However, beta-delayed particle precursors with relatively small particle branches are known to exist close to the beta stability line for light nuclei. For example, the $A=4n$, $T_z=-1$ series of beta-delayed charged particle emitters has been observed from ${}^8\text{B}$ to ${}^{48}\text{Mn}$ [2]. Some of these are strictly alpha emitters, such as ${}^{20}\text{Na}$, whereas other members are only proton emitters (*e.g.*, ${}^{48}\text{Mn}$). The members of this series of interest in the present work are ${}^{20}\text{Na}$ and ${}^{24}\text{Al}$. Sodium-20 is a well known delayed alpha emitter (branching ratio = $20\pm 2\%$ [2]). It is essentially closed to beta-delayed proton emission (the available proton decay energy is ~ 15 keV), but in principle is open to electron-capture delayed proton emission (however, the ratio $\Gamma_{EC}/\Gamma_{\beta^+}$ is expected to be extremely small). Beta-delayed alpha emission from ${}^{24}\text{Al}$ was first observed in 1969 [3], and has subsequently been studied in greater detail [4-6]. However, although ${}^{24}\text{Al}$ is also open to delayed-proton emission ($Q_{EC}-B_p = 2.188$), this decay mode has not previously been observed.

We have recently investigated low-energy beta-delayed protons emitted from the $A=4n+3$, $T_z=-3/2$ nucleus ^{23}Al . During a 40 MeV proton bombardment of a ^{24}Mg target, an apparent continuum of proton events was observed between ~ 300 keV to 1100 keV. At this bombarding energy, the only potential delayed proton emitters produced in this reaction are ^{20}Na , ^{23}Al , and ^{24}Al . The thresholds for the $^{24}\text{Mg}(p,\alpha n)^{20}\text{Na}$, $^{24}\text{Mg}(p,2n)^{23}\text{Al}$, and $^{24}\text{Mg}(p,n)^{24}\text{Al}$ reactions are 25.0 MeV, 30.8 MeV, and 15.3 MeV (laboratory proton beam energies), respectively. Consequently, to unambiguously determine the origin of the continuum of low-energy proton events observed in our ^{23}Al experiments, we proceeded to perform bombardments of ^{24}Mg targets with proton beams at energies of 28.5 MeV and 20.0 MeV.

II. EXPERIMENTAL SETUP

A helium-jet system was utilized to collect and transport reaction products to a low-background counting area. A full description of the helium-jet system is given elsewhere [7]. Briefly, our targets were located in a chamber pressurized to ~ 1.3 atm with helium. Reaction products which recoiled out of the target, were thermalized in the helium, and were swept out of the chamber (on KCL aerosols suspended in the gas) through a 75 cm long capillary (0.9 mm i.d.) to the counting chamber. Here, they were deposited onto a tape in the center of our new low-energy proton detector ball. The tape can be moved continuously at a slow rate to reduce the beta background from longer lived activities, but this movement makes half-life determinations extremely difficult. Therefore, the tape drive system is utilized in different modes depending on the experimental requirements.

The new low-energy detector ball is capable of detecting protons with energies down to ~ 200 keV. It consists of six individual gas- ΔE , gas- ΔE , Si-E triple telescopes,

although for helium-jet studies only four of the telescopes are used. Relative to the collection point, each telescope subtends a solid angle of approximately 4% of 4π . A full description of this detector will be given elsewhere [8]. Figure 1 depicts a cross sectional view of one such telescope. The present design uses grids rather than nickel foils (as were used in a previous version [9]) as electrodes. Two gas ΔE signals ("trigger" and "filter") are obtained from the two floating-ground grids. The gas detectors are typically pressurized to ~ 15 Torr of tetrafluoromethane (CF_4). Figure 2 schematically shows two cross sectional views of the detector ball indicating the relative placement of the six telescopes, as well as the location of the tape drive.

Figure 3 shows typical calibration data taken with one of these detectors from the ${}^3\text{He} + {}^{\text{nat}}\text{Mg}$ reaction. The ${}^{40}\text{MeV}$ ${}^3\text{He}$ pulsed beam was supplied by the 88-Inch Cyclotron at Lawrence Berkeley Laboratory, while the target was ~ 2 mg/cm^2 thick. The counting electronics were enabled only during the beam-off periods to eliminate neutron induced background events. A representative two-dimensional plot showing one of the gas signals versus the silicon signal is given in Figure 3a, with the regions for betas, protons, and alpha particles indicated. The proton and alpha groups are (primarily) from the well-known delayed proton and alpha emitters ${}^{25}\text{Si}$ [10] and ${}^{20}\text{Na}$ [11], respectively, produced via the ${}^{24}\text{Mg}({}^3\text{He}, 2n)$ and ${}^{24}\text{Mg}({}^3\text{He}, \alpha p 2n)$ reactions.

The triple telescope technique is demonstrated in parts (b) and (c) of Figure 3. In Figure 3b the projected proton spectrum from the corresponding data of 3a is given. This projection is obtained by requiring that events lie within the proton region of only one of the ΔE -E plots. The spectrum in Figure 3c shows the result when we require events to lie in the proton region of both ΔE -E plots (*i.e.*, a triple coincidence event). In Figure 3c the betas are completely suppressed in the region below ~ 1 MeV, allowing even the weak proton peak at 534 keV [10] to be clearly resolved. It has been shown that this triple telescope design reduces the random beta rate which enters the low-energy proton region by a factor of $> 10^6$, allowing for the identification of protons on

an event-by-event basis. As indicated in the figure, proton resolutions of ~ 35 keV (FWHM) are obtained.

Proton calibrations for the telescopes were determined *in situ* utilizing the known ^{25}Si delayed-proton groups [10]. Only the Si detector signals were used in the calibrations, with the gas signals utilized strictly for particle identification. For increasing proton energies above ~ 1.0 MeV, the energy losses in the various telescope components are small (relative to the energy loss in the Si detector) and decrease very slowly. Thus, neglecting these losses still results in a linear energy calibration. Although these energy losses become significant as the proton energy is decreased below 1.0 MeV, the ^{25}Si lines provide reliable calibrations for proton energies down to ~ 390 keV (*i.e.*, to the lowest-energy ^{25}Si proton line). At still lower proton energies, no known proton groups are available for calibration purposes. As our telescopes have proton thresholds of ~ 200 keV, it was necessary to derive a dependable extrapolation technique.

A milked ^{228}Th alpha source was utilized along with the semi-empirical stopping power tables in Ref. [12] to measure directly the effective thicknesses of the various media a proton traverses in reaching a given Si detector. These include the region of helium between the collection point and the telescope, the entrance window of the telescope, the gas regions, and the Si-detector dead layer. Using the measured thicknesses of these components and the stopping power tables in Ref. [12], the energy losses prior to entering the active region of the Si detector were calculated for incident proton energies down to 100 keV. The energy measured in the Si detector is equal to the incident proton energy minus these prior losses (assuming linear Si-detector response). The thicknesses were varied within their respective uncertainties and the resulting predicted Si detector energies fit to the observed groups of ^{25}Si ($E_p \geq 387$ keV) to obtain an optimum linear fit. This calibration was then used to find the energy lost in the Si detector by protons with incident energies less than 390 keV.

Finally, by working backwards from the deduced energy deposited in the Si detector, the incident proton energies were determined using the optimum thicknesses of the various media between the Si detector active volume and the collection point.

III. EXPERIMENTAL RESULTS

We utilized the compound nuclear reaction $^{24}\text{Mg}(p,n)$ at bombarding energies of 28.5 and 20.0 MeV to produce ^{24}Al recoils. Pulsed proton beams with intensities of $\sim 1 \mu\text{A}$ were employed and again the counting electronics were only enabled during the beam-off cycle. The targets were 1.9 mg/cm^2 ^{24}Mg (99.8 % enriched). In the first experiment ($E=28.5$ MeV) a multiple-capillary, multiple-target system was used (see Ref. [13] for details). Five targets were placed in the helium-jet chamber, resulting in eleven of the internal capillaries being utilized to collect radioactivity. The eleven internal capillaries were then combined into a single transport capillary. While the production yield is increased with the multiple capillary system, the transport time to the counting area is also increased significantly, as compared to a single capillary system. In the second experiment ($E=20.0$ MeV) a single-capillary, single-target setup was used. The measured transit times were ~ 200 ms and ~ 30 ms for the multiple and single capillary systems, respectively [13]. Due to the relatively long half-life of ^{24}Al (2.053 s) and the desire to compare the half-life of the proton continuum with the half-life of ^{24}Al delayed alpha groups, the tape drive was stationary during both experiments.

In Figure 4, the proton spectrum from a 4.7 mC bombardment at 28.5 MeV is shown. This spectrum represents the sum of proton events from three telescopes. In this experiment, the beam pulsing was set for a 500 ms bombardment followed by an 800 ms counting period. This beam energy is below threshold for the production of

^{23}Al . A continuum of protons between ~ 300 keV to 1100 keV is clearly evident. At this bombarding energy, the copiously produced alpha groups from ^{20}Na [11] preclude any attempt to identify the known alpha lines from ^{24}Al [5].

In the second experiment, a proton beam energy of 20.0 MeV was used. The beam was pulsed such that the target was bombarded for 3 s, followed by a 4 s counting period. Although the statistical evaporation code ALICE [14] predicts the production cross section for ^{24}Al to be reduced by a factor of ~ 5 -10 at this energy as compared to the 28.5 MeV bombardment, the ^{20}Na exit channel is closed. Hence, the ^{24}Al beta-delayed alpha groups were observable and one could compare their half-life with the low-energy proton events. A timing scalar was incremented throughout the phase when the counting electronics were enabled. Therefore, for each event a time was recorded relative to the end of the target bombardment.

Figures 5 and 6 give the results from this 13 mC bombardment. In Figure 5 a two-dimensional plot of gas- ΔE versus Si-E is shown. Unlike the two-dimensional plot shown previously in Figure 3a, figure 5 is a "back-projected" two-dimensional spectrum. This Trigger- ΔE versus Si-E plot was generated by setting a loose two-dimensional gate in the "raw" Filter- ΔE versus Si-E space, which eliminated only the most intense beta region in the lower-left corner of the spectrum, and then back projecting these events into the Trigger- ΔE versus Si-E space. The proton gate shown in Figure 5 was set using the strong proton lines from the ^{25}Si calibration (compare Figure 3a). In Figure 5, the known alpha lines from ^{24}Al are clearly visible, while even with only this minimal gating the low-energy proton events are already emerging from the intense beta background. Figures 6a and 6b show the fully-gated projected alpha and proton spectra, respectively, from the sum of two telescopes. Each of the six known ^{24}Al alpha groups [5] was observed (although the less intense groups are not apparent in the figure). The low-energy proton continuum was also seen, although at a reduced intensity. Therefore, this proton continuum can unambiguously be assigned

to beta-delayed emission from ^{24}Al . The insets in (a) and (b) of Figure 6 present the half-life data, with statistical uncertainties, for each projection. The alpha half-life was determined using only the 1.982 MeV group to ensure that no (very small) contamination from any other alpha emitter (*i.e.*, $^{24\text{m}}\text{Al}$; see below) was present. Due to continuous helium-jet transport, only times much longer than the helium-jet transport time were used for half-life measurements.

There is a metastable state in ^{24}Al at an excitation energy of 426 keV ($^{24\text{m}}\text{Al}$) [15]. This state has an 82.5 % gamma decay branch to the ground state of ^{24}Al and a 17.5 % beta-decay branch to ^{24}Mg [5]. The known half-lives for the ^{24}Al ground ($^{24\text{g}}\text{Al}$) and metastable states are 2.053 s and 131 ms, respectively. Hence, for the multiple capillary system used in the first experiment, ~70% of the $^{24\text{m}}\text{Al}$ entering the helium-jet system would have decayed before reaching the counting chamber. This fact, along with the relatively small beta-decay branch for $^{24\text{m}}\text{Al}$, implies the proton continuum observed is due to beta-delayed proton emission from $^{24\text{g}}\text{Al}$. In the second experiment, the 4 s counting cycle favored $^{24\text{g}}\text{Al}$ detection as compared with the shorter-lived $^{24\text{m}}\text{Al}$. In addition, an analysis which excluded any events occurring in the first 0.5 s of the counting period (which eliminates well over 90 % of a possible $^{24\text{m}}\text{Al}$ component) resulted in a proton spectrum similar to that in Figure 6b, with a reduced intensity consistent with an ~ 2 s half-life source. Furthermore, none of the known delayed alpha groups [5] from $^{24\text{m}}\text{Al}$ were observed in the second experiment. We therefore unambiguously assign the proton continuum to beta-delayed emission from $^{24\text{g}}\text{Al}$. (Any reference to ^{24}Al will subsequently refer to $^{24\text{g}}\text{Al}$.)

The half-lives determined for the alpha and proton groups in the second experiment are consistent with each other and with the previously measured value for ^{24}Al (2.053 s). This is a further confirmation of our assignment of the observed proton continuum. A gross half-life for the beta events was determined to be 11.8 ± 0.1 s, consistent with an origin from a mixture of longer-lived beta emitters.

IV. DISCUSSION

Figure 7 shows a proposed partial decay scheme for ^{24}Al . States in ^{24}Mg at excitation energies between 11.69 MeV and 12.86 MeV are energetically open to proton emission, whereas emission of alpha particles is energetically allowed for states with excitation energies between 9.310 MeV and 12.86 MeV. Comparing the measured intensities of the proton continuum and the 1.982 MeV alpha group, we determine a relative branching ratio of $(4.7 \pm 0.2) \times 10^{-2}$. If we then utilize the previously measured branching ratio for this ^{24}Al alpha group $\{(2.6 \pm 0.6) \times 10^{-4}$ [5], we determine a branching ratio for beta-delayed proton emission of $(1.2 \pm 0.3) \times 10^{-5}$. This is in slight disagreement with the limit set in Ref. [6] of $b_p \leq 8 \times 10^{-6}$. However, the detectors utilized in the previous work were not as sensitive to low-energy protons as those used in the present experiments.

Based on R-matrix formalism, the partial width for a particle decay channel can be written as

$$\Gamma_i = 2\gamma^2 \cdot P_\ell(E) \quad i = p, \alpha; \quad (1)$$

where γ^2 is the reduced width for the particle decay channel, and $P_\ell(E)$ is the penetrability for an alpha or proton with angular momentum ℓ through the Coulomb and angular momentum barriers. The reduced width contains all of the nuclear wave function information and is completely determined by conditions in the interior of the nucleus. It can be written as

$$\gamma^2 = (\hbar^2/2\mu) \cdot S_{\ell j} \cdot |R_{n\ell j}(r_0)|^2 \cdot r_0. \quad (2)$$

Here, $S_{\ell j}$ is the spectroscopic factor, μ is the reduced mass for the decay channel, and $R_{n\ell j}$ is the radial part of the interior wave function, evaluated at the radius of the nuclear surface r_0 . The square of this term represents the probability of finding a

proton or alpha particle at the nuclear surface. The Bohr approximation [16] can be used for an orbital with small binding energy and is given as

$$r_0 \cdot |R_{n\ell j}(r_0)|^2 \approx 1.4/r_0^2 . \quad (3)$$

The penetrability can be related to the regular and irregular Coulomb wave functions F_ℓ and G_ℓ , respectively, evaluated at the nuclear surface;

$$P_\ell(E) \propto \frac{1}{[F_\ell(r_0) + G_\ell(r_0)]} . \quad (4)$$

The above formalism has been utilized to calculate the penetrabilities for protons and alpha particles for ℓ -values between 0 and 4. In all cases we set the spectroscopic factor ($S_{\ell j}$) equal to unity. The results of these calculations are presented in Figure 8.

To demonstrate the competition between the two decay modes, the horizontal axis represents the excitation energy in ^{24}Mg (in MeV), rather than the proton or alpha-particle decay energies.

Allowed beta decay from the ^{24}Al ground state ($J^\pi=4^+$) populates states in ^{24}Mg with $J^\pi = 3^+, 4^+, \text{ or } 5^+$. All of the (six) known delayed alpha groups from ^{24}Al proceed through excited states in ^{24}Mg with $J^\pi= 4^+$. They are then emitted via $\ell=4$ decays to the ground state of ^{20}Ne ($J^\pi=0^+$). This is the only angular momentum which conserves both spin and parity for alpha decay to the ground state following allowed beta decay. Proton emission would be expected to proceed to the ^{23}Na ground state ($J^\pi=3/2^+$) with either $\ell=2$ or $\ell=4$ following allowed beta decay of ^{24}Al . (Proton decay to the ground state of ^{23}Na rather than to excited states is strongly favored due to the sharp increase in partial proton half-life with decreasing decay energy.)

Referring to Figure 8, it can be seen that $\ell=2$ proton emission is favored over $\ell=4$ proton decay by ~ 3 orders of magnitude. Hence, the quasi-continuum of protons we observe should be due to states in ^{24}Mg with $J^\pi=3^+, 4^+$ (assuming allowed beta decay). As indicated in Figure 7, there are over 40 states known in the region of ^{24}Mg excitation energies accessible to delayed proton emission [17]. As illustrated by the

nondiscrete nature of the protons observed, it appears that a significant number of these states are populated in the beta decay of ^{24}Al and subsequently decay by proton emission. If one further compares $\ell=2$ proton decay with $\ell=4$ alpha decay in Figure 8, their respective partial half-lives are similar only after ~ 13.0 MeV in excitation energy in ^{24}Mg is reached. However, proton competition with alpha decay is already observed at ~ 12.0 MeV in excitation energy. This could readily be due to the fact that alpha-particle preformation factors and other nuclear structure effects were neglected in these calculations.

V. CONCLUSIONS

Utilizing the $^{24}\text{Mg}(p,n)$ reaction, helium-jet transport techniques, and our new low-energy proton detector ball, beta-delayed proton decay from ^{24}Al has been observed for the first time. The protons form a quasi-continuum from ~ 300 keV to 1100 keV. By comparing the proton yield with a previously observed delayed alpha group, we determine a beta-delayed proton decay branching ratio of $(1.2 \pm 0.3) \times 10^{-5}$. This beta-delayed proton branch of ^{24}Al makes it the lightest known member of the $A=4n$, $T_z=-1$ series to exhibit both beta-delayed proton and alpha decay. Most probably, the protons arise via $\ell=2$ emission from $J^\pi = 3^+$ and 4^+ excited states in ^{24}Mg to the ground state of ^{23}Na .

This work was supported by the Director, Office of Energy Research, Office of High Energy and Nuclear Physics, Division of Nuclear Physics, of the U.S. Department of Energy under Contract DE-AC03-76SF00098.

References

*Present address: Oak Ridge National Laboratory, Building 6008, Mail Stop 6374, Oak Ridge, TN 37831-6374.

- [1] B. Jonson and G. Nyman, to be published in *Handbook of Nuclear Decay Modes*, (CRC Press, Boca Raton, Florida, 1994).

- [2] J.C. Hardy and E. Hagberg, in *Particle Emission from Nuclei*, edited by D.N. Poenaru and M.S. Ivascu (CRC Press, Boca Raton, Florida, 1989), Vol. 3, p. 99.

- [3] J.E. Steigerwalt, J.W. Sunier, and J.R. Richardson, *Nucl. Phys.* **A137**, 585 (1969).

- [4] D.F. Torgerson, N.S. Oakey, and R.D. MacFarlane, *Nucl. Phys.* **A178**, 69 (1971).

- [5] J. Honkanen, M. Kortelahti, J. Äystö, K. Eskola, and A. Hautojärvi, *Phys. Scr.* **19**, 239 (1979).

- [6] J. Honkanen, J. Äystö, and K. Eskola, *Phys. Scr.* **34**, 608 (1986).

- [7] J.C. Batchelder, D. M. Moltz, T. J. Ognibene, M. W. Rowe, and J. Cerny, *Phys. Rev. C* **47**, 2038 (1993).

- [8] D. M. Moltz, J. C. Batchelder, T. J. Ognibene, M. W. Rowe, R. J. Tighe, and J. Cerny, *Nucl. Instrum. Methods Phys. Res., Sect. A* (in preparation).

- [9] D. M. Moltz, J. D. Robertson, J. C. Batchelder, and J. Cerny, Nucl. Instrum. Methods Phys. Res., Sect. A (submitted).
- [10] J. D. Robertson, D. M. Moltz, T. F. Lang, J. E. Reiff, J. Cerny, and B. H. Wildenthal, Phys. Rev. C **47**, 1455 (1993).
- [11] E.T.H. Clifford *et al.*, Phys. Rev. Lett. **50**, 23 (1983).
- [12] *Stopping Powers and Ranges for Protons and Alpha Particles*, International Commission on Radiation Units and Measures, Report 49 (1993), M.J. Berger, Chairman of the Report Committee.
- [13] D. M. Moltz, J. M. Wouters, J. Äystö, M. D. Cable, R. F. Parry, R. D. Von Dincklage, and J. Cerny, Nucl. Instrum. Meth. **172**, 519 (1980).
- [14] M. Blann and J. Bisplinghoff, Lawrence Livermore National Laboratory Report No. UCID-19614, 1982 (unpublished).
- [15] A.J. Armini, J. W. Sunier, R. M. Polichar, and J. R. Richardson, Phys. Lett. **21**, 335 (1966).
- [16] A. Bohr and B. Mottelson, *Nuclear Structure* (Benjamin, New York, 1969), Vol. 1, p. 326.
- [17] P.M. Endt, Nucl. Phys. **A521**, 1 (1990).

Figure Captions

Figure 1. A cross sectional view of one of the low-energy gas- ΔE , gas- ΔE , Si-E triple telescopes.

Figure 2. A schematic diagram of the low-energy proton detector ball showing the relative location of the six telescopes and the tape drive. (a) A horizontal cross section. (b) A vertical cross section.

Figure 3. Typical calibration data taken with one of the triple telescopes. (a) A two-dimensional plot showing one of the gas signals plotted versus the silicon signal. (b) The projected proton spectrum obtained by requiring that events lie within the proton region of only one of the ΔE -E plots. (c) The projected proton spectrum when events are required to lie within the proton region of both ΔE -E plots.

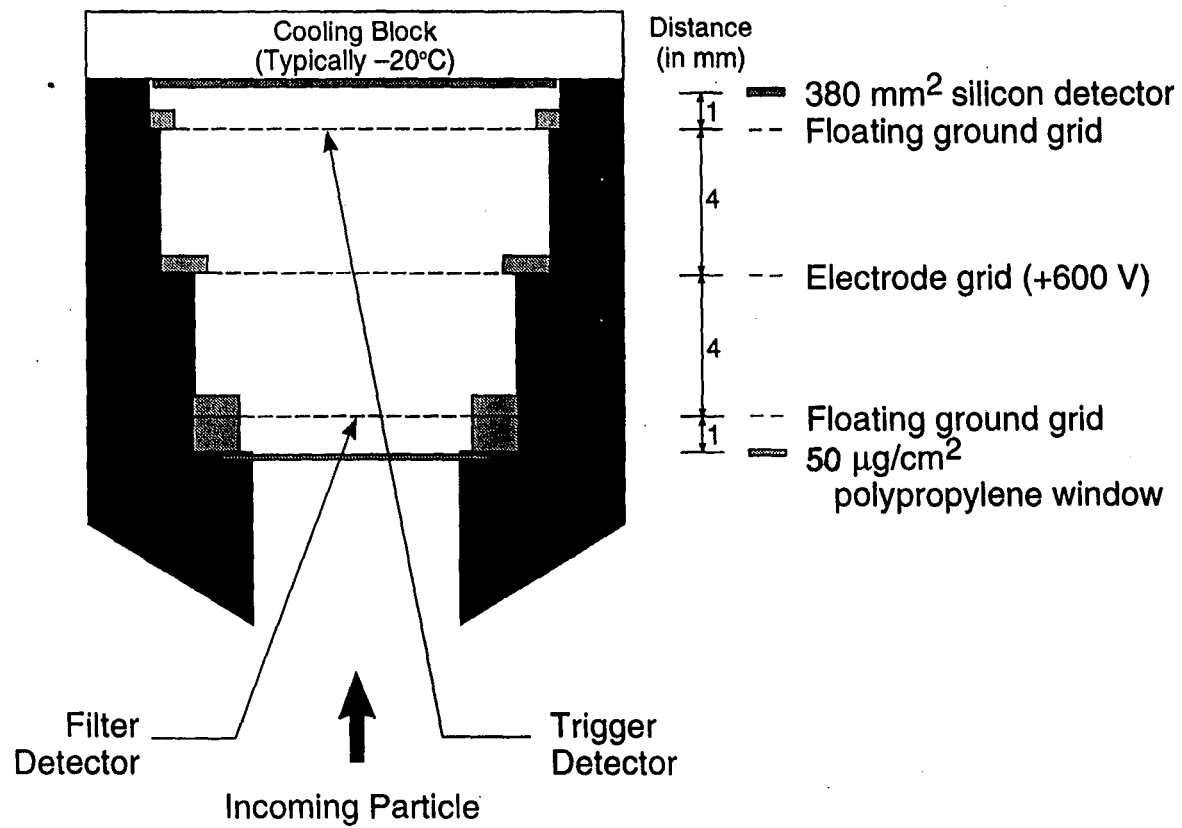
Figure 4. The proton spectrum from the 28.5 MeV bombardment. Shown is the sum of proton events from three telescopes.

Figure 5. A two-dimensional plot of one of the gas signals versus the silicon signal from the 20.0 MeV bombardment. The regions of betas, protons, and alpha particles are indicated.

Figure 6. Projected spectra from the 20.0 MeV bombardment. (a) The projected alpha spectrum from summing two telescopes. The inset shows the half-life data for the 1.982 MeV group. (b) The projected proton spectrum from summing two telescopes. The inset shows the proton half-life data.

Figure 7. Proposed partial decay scheme for ^{24}Al .

Figure 8. Results of penetrability calculations for proton and alpha emission from excited states in ^{24}Mg . Shown are the calculated half-lives for proton and alpha emission for $0 \leq \ell \leq 4$, plotted as a function of ^{24}Mg excitation energy (see text).



XBL 944-191

Figure 1

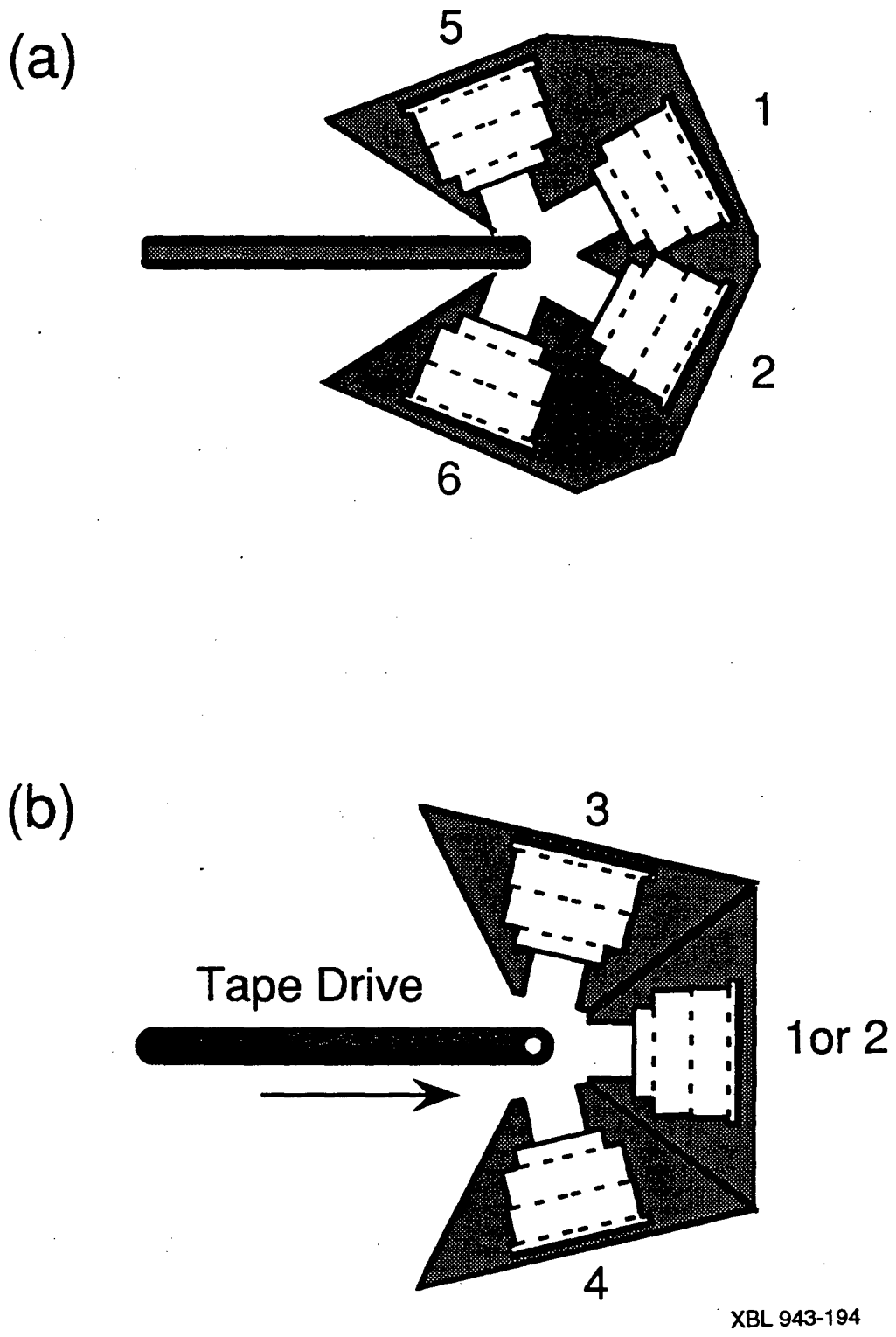


Figure 2

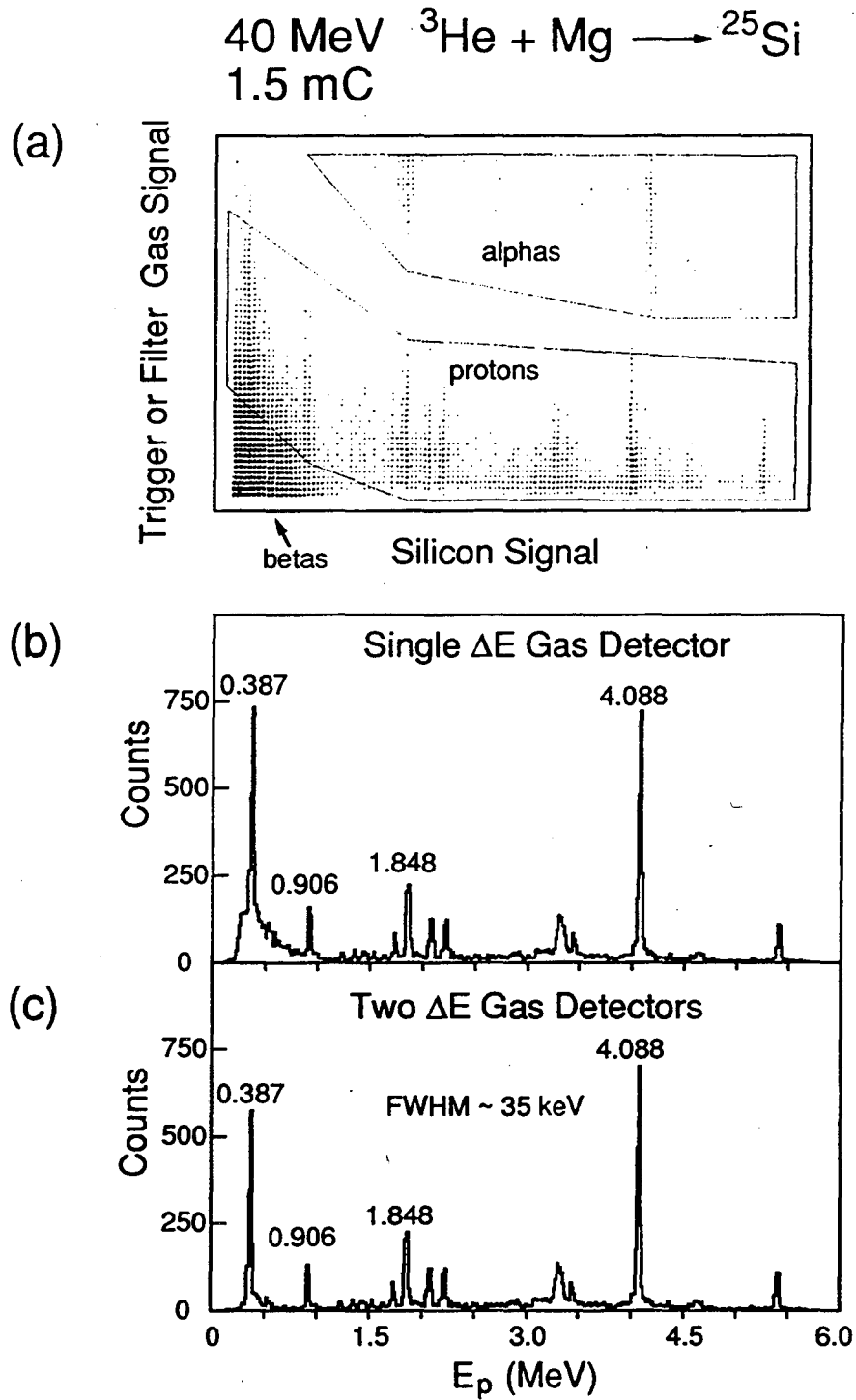
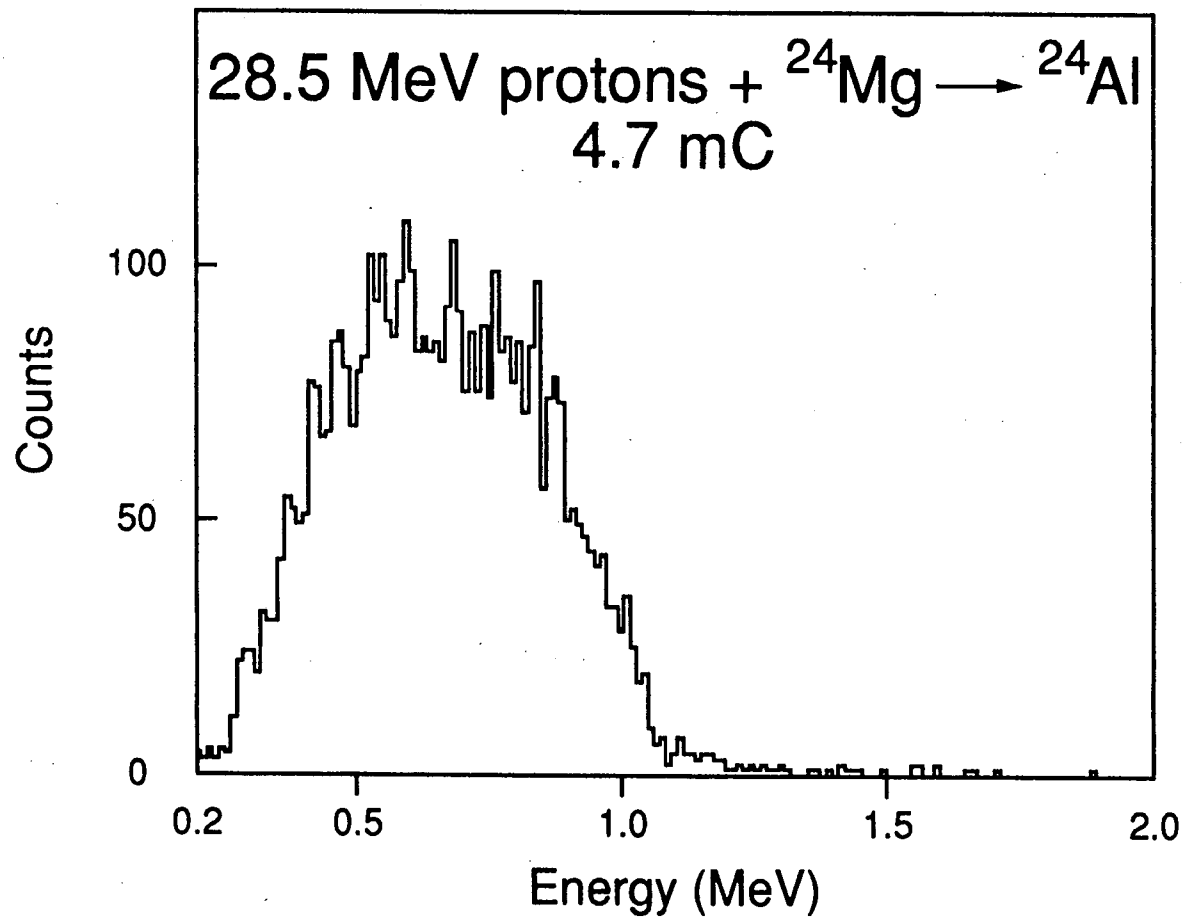


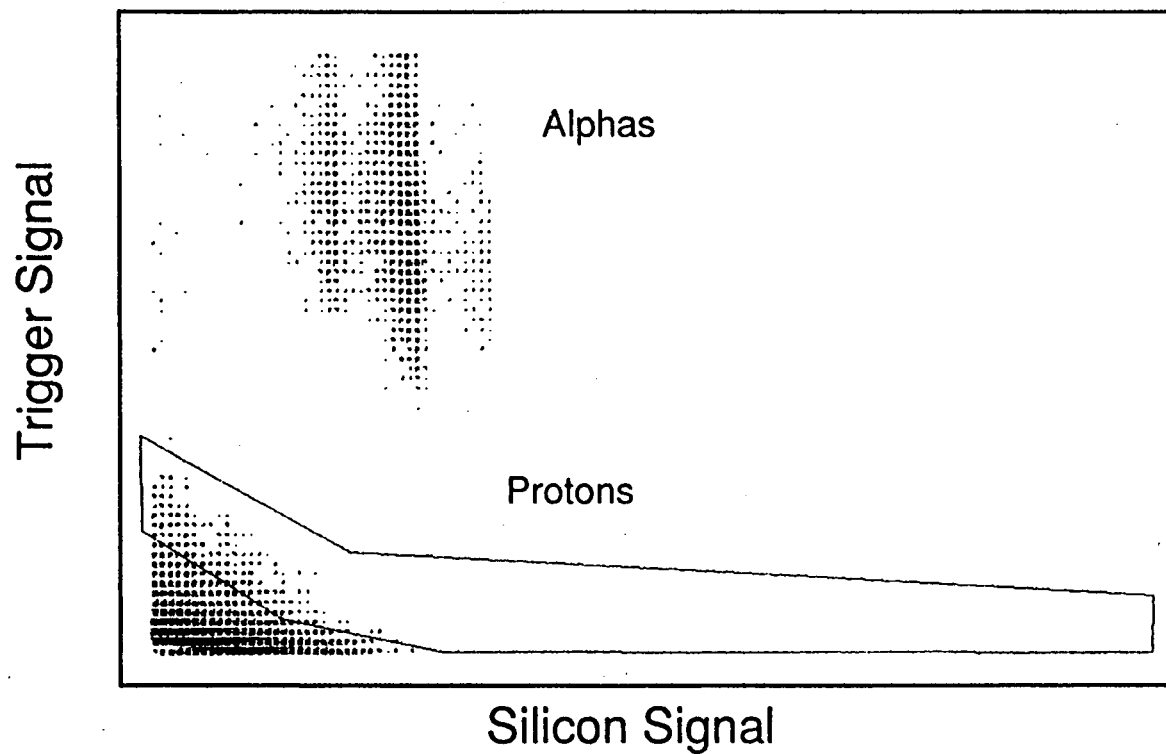
Figure 3



XBL 943-193

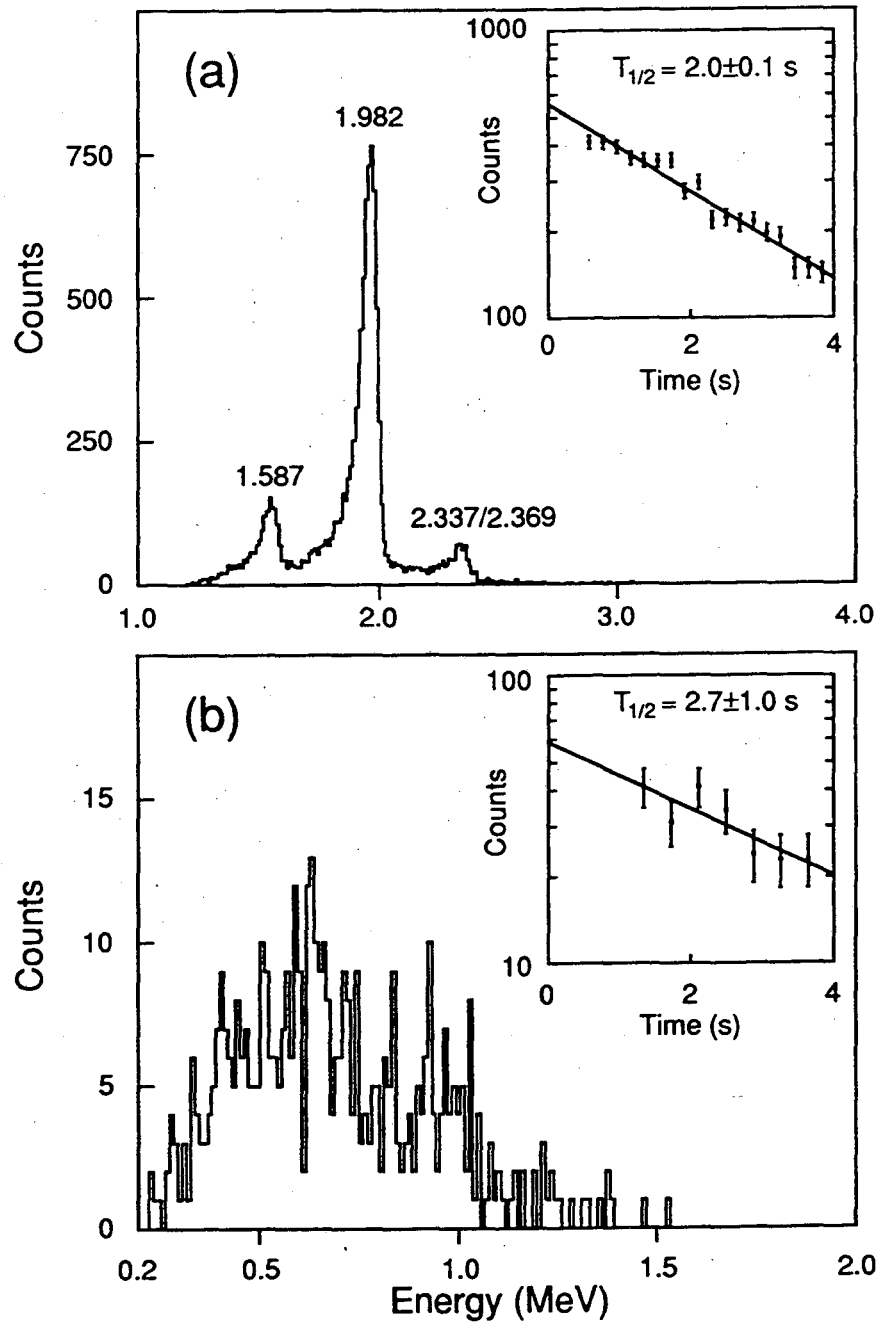
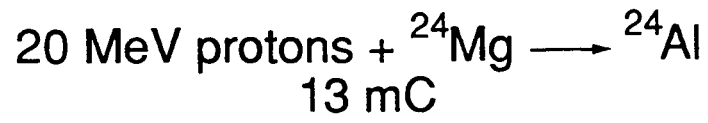
Figure 4

20 MeV protons + ^{24}Mg - 13 mC



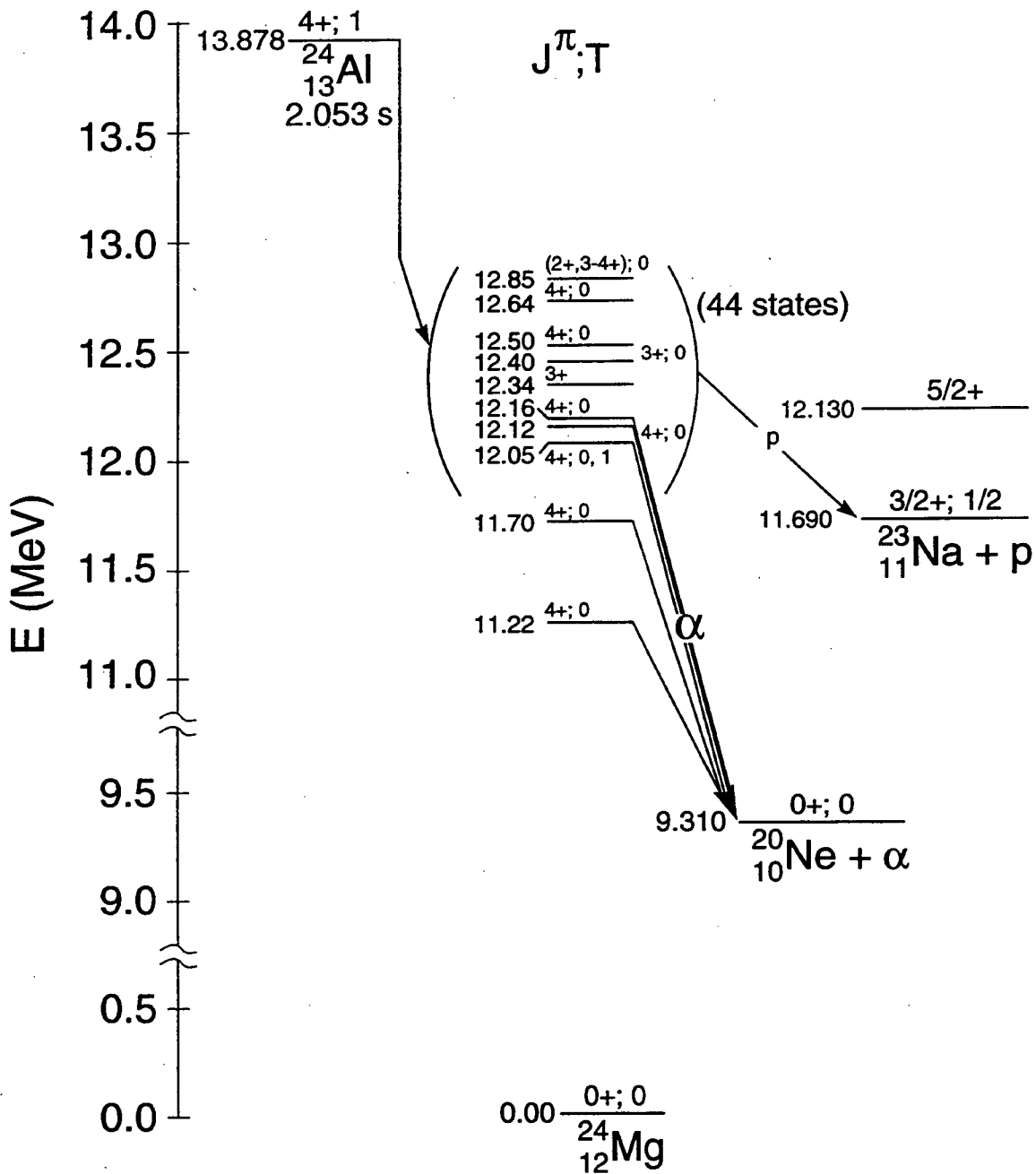
XBL 944-192

Figure 5



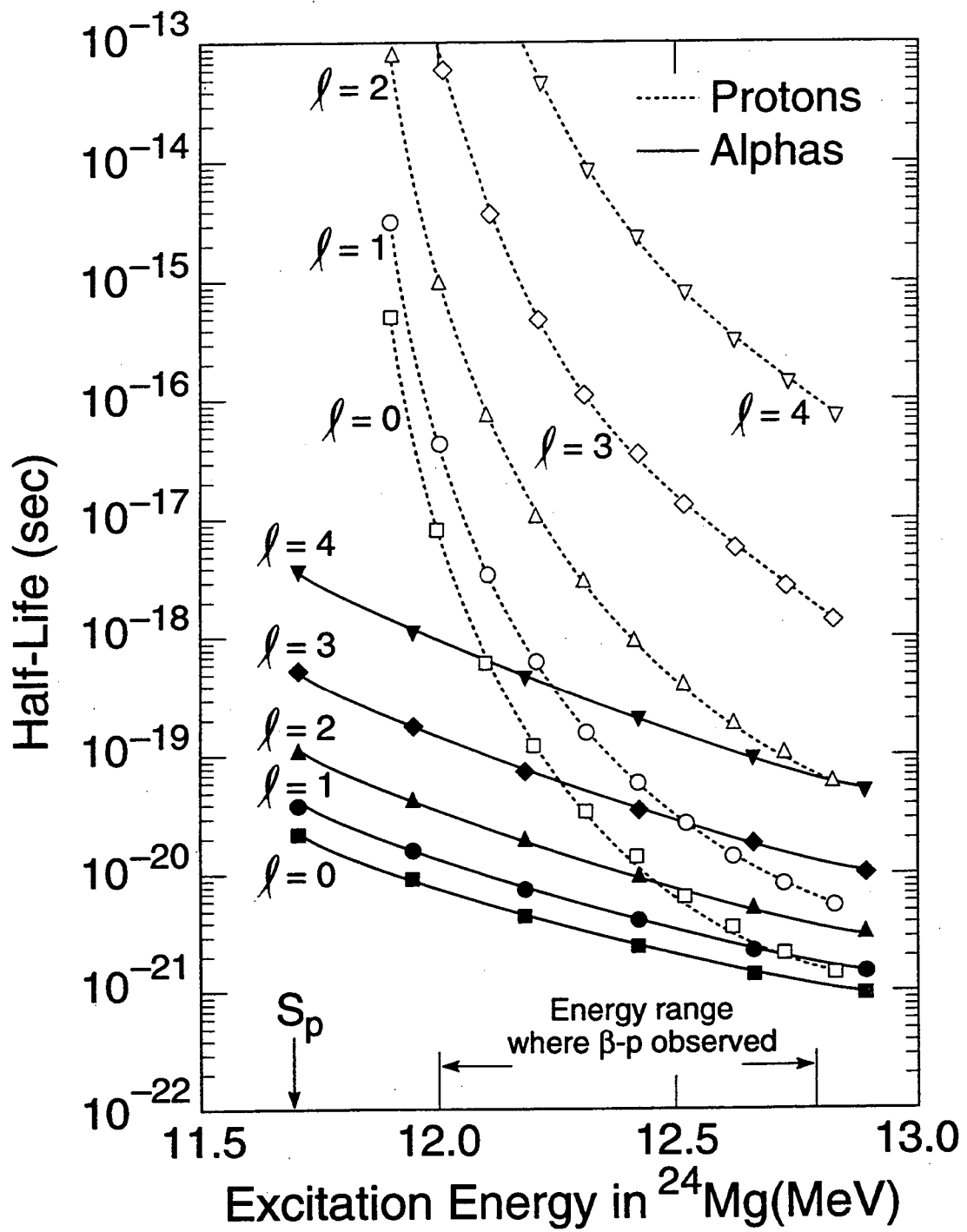
XBL 943-195

Figure 6



XBL 944-4708

Figure 7



XBL 944-4709

Figure 8

LAWRENCE BERKELEY LABORATORY
UNIVERSITY OF CALIFORNIA
TECHNICAL INFORMATION DEPARTMENT
BERKELEY, CALIFORNIA 94720

