

UC San Diego

UC San Diego Previously Published Works

Title

Correction: Gene expression and chromatin conformation of microglia in virally suppressed people with HIV.

Permalink

<https://escholarship.org/uc/item/8077v518>

Journal

Life Science Alliance, 8(1)

Authors

Schlachetzki, Johannes

Gianella, Sara

Ouyang, Zhengyu

et al.

Publication Date

2025







DOI

10.26508/lsa.202403085

Peer reviewed



Correction: Gene expression and chromatin conformation of microglia in virally suppressed people with HIV

Johannes CM Schlachetzki^{1,2,*} , Sara Gianella^{3,*}, Zhengyu Ouyang^{1,*}, Addison J Lana¹, Xiaoxu Yang⁴, Sydney O'Brien¹, Jean F Challacombe¹, Peter J Gaskill⁵ , Kelly L Jordan-Sciutto⁶ , Antoine Chaillon³, David Moore⁷, Cristian L Achim⁸, Ronald J Ellis² , Davey M Smith³ , Christopher K Glass¹ 

¹Department of Cellular and Molecular Medicine, University of California San Diego, San Diego, CA, USA ²Department of Neurosciences, University of California San Diego, San Diego, CA, USA ³Department of Medicine, Division of Infectious Diseases and Global Public Health, University of California San Diego, San Diego, CA, USA ⁴Department of Human Genetics, University of Utah, Salt Lake City, UT, USA ⁵Department of Pharmacology and Physiology, Drexel University College of Medicine, Philadelphia, PA, USA ⁶Department of Oral Medicine, School of Dental Medicine, University of Pennsylvania, Philadelphia, PA, USA ⁷Department of Psychiatry, University of California San Diego, San Diego, CA, USA ⁸Department of Pathology, University of California San Diego, San Diego, CA, USA

Correspondence: jschlachetzki@ucsd.edu; ckg@health.ucsd.edu

*Johannes CM Schlachetzki, Sara Gianella, and Zhengyu Ouyang contributed equally to this work

“Despite ART, we detected occasional microglia containing cell-associated HIV RNA and HIV DNA integrated into open regions of the host’s genome (~0.005%)” should be corrected to: “Despite ART, we detected occasional microglia containing cell-associated HIV RNA and HIV DNA integrated into open regions of the host’s genome (~0.5%).”

DOI [10.26508/lsa.202403085](https://doi.org/10.26508/lsa.202403085) | Received 10 October 2024 | Accepted 15 October 2024 | Published online 28 October 2024

Article: Schlachetzki JCM, Gianella S, Ouyang Z, Lana AJ, Yang X, O'Brien S, Challacombe JF, Gaskill PJ, Jordan-Sciutto KL, Chaillon A, Moore D, Achim CL, Ellis RJ, Smith DM, Glass CK (2024 Jul 26) Gene expression and chromatin conformation of microglia in virally suppressed people with HIV. *Life Sci Alliance* 7(10): e202402736. doi: <https://doi.org/10.26508/lsa.202402736>. PMID: 39060113.

Regarding our article “Gene expression and chromatin conformation of microglia in virally suppressed people with HIV,” we would like to correct errors in the representation of the data concerning the fraction of infected cells. The data presented as percentages in the article were fractions in the original article. For example, HIV RNA was detected in 107 out of 25,091 cells. The fraction is 0.0043. However, we wrote 0.0043%, which should have been 0.43%. We now present the data as percentages.

Results

In the paragraph titled “HIV RNA and HIV DNA detection in brain myeloid cells,” the following revisions should be made:

- (1) HIV RNA was detected in 107 out of 25,091 CD45⁺ cells (**0.43%**).
- (2) The number of reads mapping to the HIV reference genome ranged between 1 and 270 per cell. LG14, the individual with the highest levels of HIV DNA from bulk DLPFC based on ddPCR, also showed the most HIV RNA⁺ cells with 82 cells out of 6,014 sequenced cells or 1.36%.
- (3) LG15 had 25 cells with detectable HIV RNA out of 11,978 sequenced cells or **0.2%**.
- (4) In line with the results from scRNA-seq, LG14 had with 64 the greatest number of cells with detectable HIV DNA in open chromatin states, while 16 microglia isolated from LG15 had detectable HIV DNA by ATAC-seq (**0.54%** and **0.18%**, respectively).

Discussion

- (1) “We detected reads of HIV RNA in ~0.005% of isolated microglia.” should be corrected to “We detected reads of HIV RNA in ~0.5% of isolated microglia.”
- (2) “The small number of infected cells here is similar to previous studies focusing on the T cell compartment.” should be corrected to “The small number of infected cells here is higher than previous studies focusing on the T cell compartment.”



License: This article is available under a Creative Commons License (Attribution 4.0 International, as described at <https://creativecommons.org/licenses/by/4.0/>).