

Lawrence Berkeley National Laboratory

LBL Publications

Title

Effect of Stress on Apparent Coefficient of Expansion

Permalink

<https://escholarship.org/uc/item/87z5g2pj>

Author

Meuser, R

Publication Date

1979-06-01

Copyright Information

This work is made available under the terms of a Creative Commons Attribution License, available at <https://creativecommons.org/licenses/by/4.0/>



Lawrence Berkeley Laboratory

UNIVERSITY OF CALIFORNIA

Engineering & Technical
Services Division

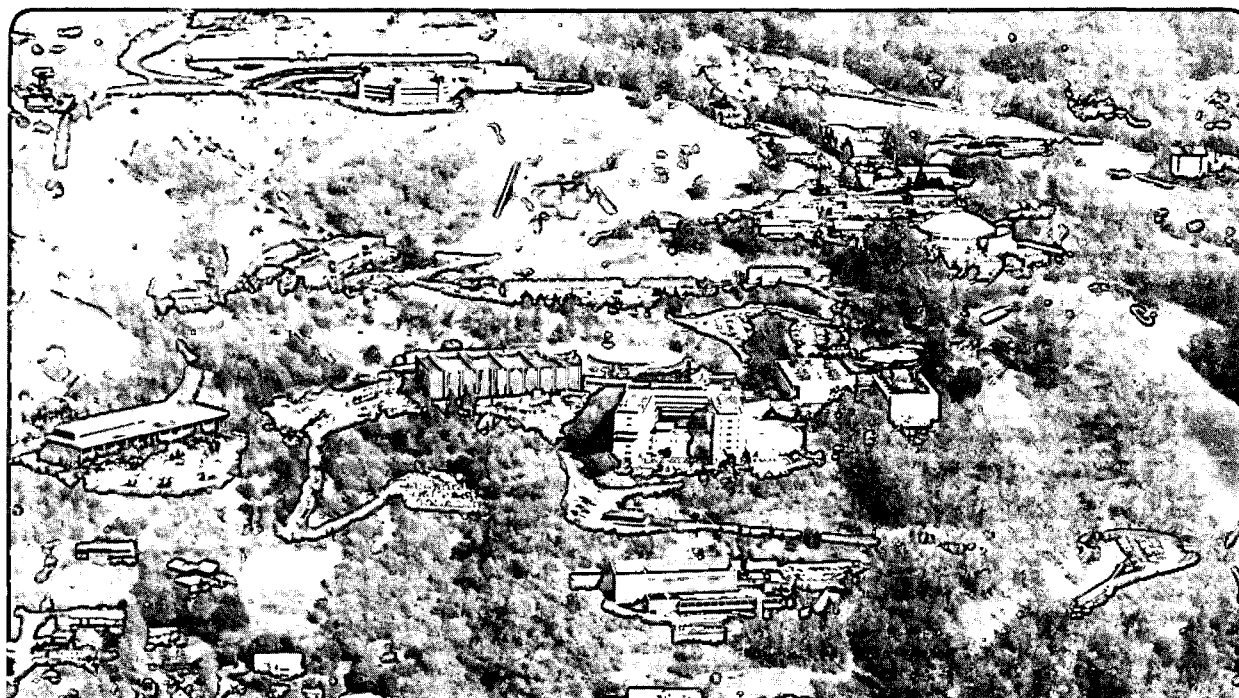
RECEIVED
LAWRENCE
BERKELEY LABORATORY

MAR 20 1981

LIBRARY AND
DOCUMENTS SECTION

For Reference

Not to be taken from this room



LB ID - 066 Rev. c.1

DISCLAIMER

This document was prepared as an account of work sponsored by the United States Government. While this document is believed to contain correct information, neither the United States Government nor any agency thereof, nor the Regents of the University of California, nor any of their employees, makes any warranty, express or implied, or assumes any legal responsibility for the accuracy, completeness, or usefulness of any information, apparatus, product, or process disclosed, or represents that its use would not infringe privately owned rights. Reference herein to any specific commercial product, process, or service by its trade name, trademark, manufacturer, or otherwise, does not necessarily constitute or imply its endorsement, recommendation, or favoring by the United States Government or any agency thereof, or the Regents of the University of California. The views and opinions of authors expressed herein do not necessarily state or reflect those of the United States Government or any agency thereof or the Regents of the University of California.

LAWRENCE BERKELEY LABORATORY - UNIVERSITY OF CALIFORNIA		CODE	SERIAL	PAGE
ENGINEERING NOTE		MD1111	M5367A	1 of 4
AUTHOR	DEPARTMENT	LOCATION	DATE	
R. Meuser	Mechanical	Berkeley	June 22, 1979	
PROGRAM - PROJECT - JOB				
High-Field Magnet Development				
Analysis				
TITLE				
Effect of Stress on Apparent Coefficient of Expansion				

A revision, 11-3-80

In the literature, the influence of stress upon the apparent coefficient of linear thermal expansion (CLTE) has been viewed as an independent physical property of a material. It has been postulated, for an extreme case where the sign of the apparent CLTE reversed at high stress, that the change probably resulted from a change in the microstructure of the material. No such abstruse explanation is necessary or warranted; a change in apparent CLTE with stress must occur if the elastic modulus changes with temperature. For a well-behaved elastic material, there is a simple unique relationship between the apparent CLTE, the real CLTE, and the hot and cold elastic moduli.

It doesn't seem possible that this is anything new. But it apparently is not well known, and I don't recall having seen it before. But then, I've forgotten a lot.

We consider first a material having linear thermal and elastic properties, and second, non-linear properties and show that the above statement is applicable to either.

Materials Having Linear Properties

We consider a material with the following properties:

At a given stress the length is uniquely determined by the temperature and the behavior is characterized by a constant value of the apparent CLTE. (See "Nomenclature"):

$$\alpha_{ap}(\sigma) \equiv L^{-1}(\partial L / \partial T)$$

At a given temperature the length is uniquely determined by the stress and the behavior is characterized by a constant value of the elastic modulus:

$$E(T) \equiv L (\partial L / \partial \sigma)^{-1}$$



We note that the real CLTE is

$$\alpha = \alpha_{ap}(0)$$

It follows that the change length from one stress-temperature condition to another is independent of the stress-temperature path.

LAWRENCE BERKELEY LABORATORY - UNIVERSITY OF CALIFORNIA		CODE	SERIAL	PAGE
ENGINEERING NOTE		MD1111	M5367A	2 OF 4
AUTHOR	DEPARTMENT	LOCATION	DATE	
R. Mueser	Mechanical	Berkeley	June 22, 1979	

We consider a path 1, 2, 3, 4, 1 on a temperature-stress graph as shown in Figure 1.

The increase in length, Δ_{ij} , for each leg of the path are:

$$\text{Leg 1-2} \quad \Delta_{12} = -\sigma_1 L/E_h$$

$$\text{Leg 2-3} \quad \Delta_{23} = -\alpha (T_h - T_c)L$$

$$\text{Leg 3-4} \quad \Delta_{34} = \sigma_1 L/E_c$$

$$\text{Leg 4-1} \quad \Delta_{41} = \alpha_{ap}(T_h - T_c)L$$

Substituting the above into the equation

$$\Delta_{12} + \Delta_{23} + \Delta_{34} + \Delta_{41} = 0$$

yields

$$\alpha_{ap} = \alpha + \frac{\sigma_1}{T_h - T_c} \left(\frac{1}{E_h} - \frac{1}{E_c} \right)$$

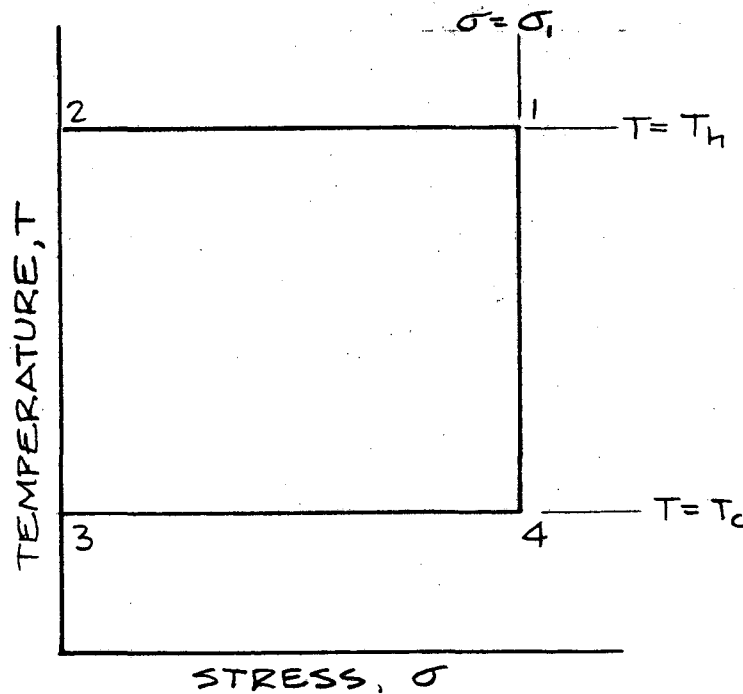


FIG. 1. STRESS-TEMPERATURE PATHS

LAWRENCE BERKELEY LABORATORY - UNIVERSITY OF CALIFORNIA		CODE	SERIAL	PAGE
ENGINEERING NOTE		MD1111	M5367A	3 OF 4
AUTHOR	DEPARTMENT	LOCATION	DATE	
R. Meuser	Mechanical	Berkeley	June 22, 1979	

Material Having Non-Linear Properties

As in the linear case, the thermal and elastic behavior must be reversible. At a given temperature, the change in length in going from stress zero to stress σ_1 at temperature T_h is $\epsilon_h L$; at temperature T_c it is $\epsilon_c L$; as illustrated in Fig. 2.

The increase in length, Δ_{ij} , for each leg of the path shown in Fig. 1 is:

$$\text{Leg 1-2} \quad \Delta_{12} = -\epsilon_h L$$

$$\text{Leg 2-3} \quad \Delta_{23} = -L \int_{T_c}^{T_h} \alpha(T) dT$$

$$\text{Leg 3-4} \quad \Delta_{34} = \epsilon_c L$$

$$\text{Leg 4-1} \quad \Delta_{41} = \alpha_{ap} (T_h - T_c) L$$

Again:

$$\Delta_{12} + \Delta_{23} + \Delta_{34} + \Delta_{41} = 0$$

These equations reduce to:

$$\alpha_{ap} = \bar{\alpha} + \frac{\epsilon_h(\sigma_1) - \epsilon_c(\sigma_1)}{T_h - T_c}$$

where

$$\bar{\alpha} \equiv (T_h - T_c)^{-1} \int_{T_c}^{T_h} \alpha dt$$

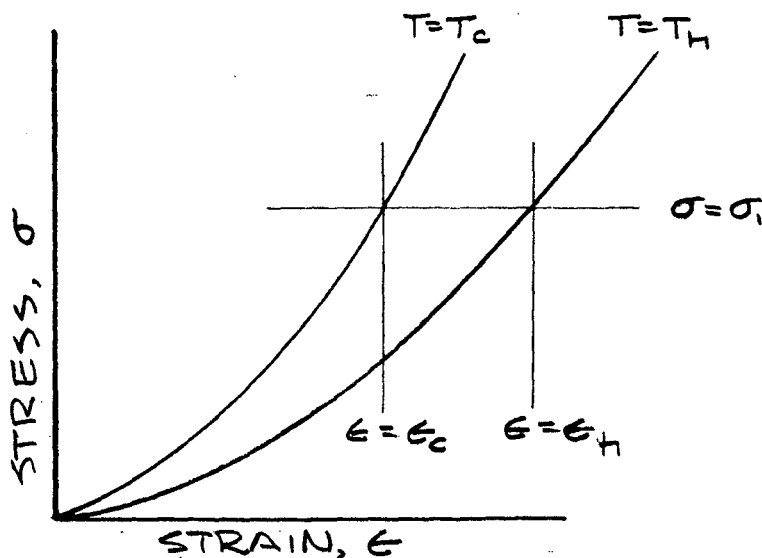


FIG. 2 NON-LINEAR STRESS-STRAIN CURVES.

LAWRENCE BERKELEY LABORATORY - UNIVERSITY OF CALIFORNIA		CODE	SERIAL	PAGE
ENGINEERING NOTE		MD1111	M5367A	4 of 4
AUTHOR	DEPARTMENT	LOCATION	DATE	
R. Meuser	Mechanical	Berkeley	June 22, 1979	

Example (Linear):

$$E_h = 1.0 \times 10^6$$

$$E_c = 0.5 \times 10^6$$

$$\alpha = 5.0 \times 10^{-5}$$

$$T_h - T_c = 100$$

$$\sigma = 1.0 \times 10^4$$

...

$$\alpha_{ap} = -5.0 \times 10^{-5} = -\alpha$$

Nomenclature:

- α CLTE: $L^{-1} (\partial L / \partial T)$ at $\sigma = 0$
- α_{ap} Apparent CLTE: $L^{-1} (\partial L / \partial T)$ at $\sigma = \sigma_1$
- σ Axial stress (+ = tension)
- L Length of body
- E Elastic modulus: $L^{-1} (\partial L / \partial \sigma)$ at constant T
- E_h, E_c E at $T = T_h, T = T_c$
- T Temperature
- Δ_{ij} Increase in length of body for temperature-stress path leg i-j.
- ϵ Axial strain (+ = extension)



This report was done with support from the Department of Energy. Any conclusions or opinions expressed in this report represent solely those of the author(s) and not necessarily those of The Regents of the University of California, the Lawrence Berkeley Laboratory or the Department of Energy.

Reference to a company or product name does not imply approval or recommendation of the product by the University of California or the U.S. Department of Energy to the exclusion of others that may be suitable.

TECHNICAL INFORMATION DEPARTMENT
LAWRENCE BERKELEY LABORATORY
UNIVERSITY OF CALIFORNIA
BERKELEY, CALIFORNIA 94720