

# UCLA

## UCLA Previously Published Works

### Title

Dealkenylative Thiylation of C(sp<sup>3</sup>)-C(sp<sup>2</sup>) Bonds.

### Permalink

<https://escholarship.org/uc/item/8cj7818c>

### Journal

Organic Letters, 21(21)

### Authors

Smaligo, Andrew  
Kwon, Ohyun

### Publication Date

2019-11-01

### DOI

10.1021/acs.orglett.9b03186

Peer reviewed



Published in final edited form as:

Org Lett. 2019 November 01; 21(21): 8592–8597. doi:10.1021/acs.orglett.9b03186.

## Dealkenylative Thiylation of C(sp<sup>3</sup>)–C(sp<sup>2</sup>) Bonds

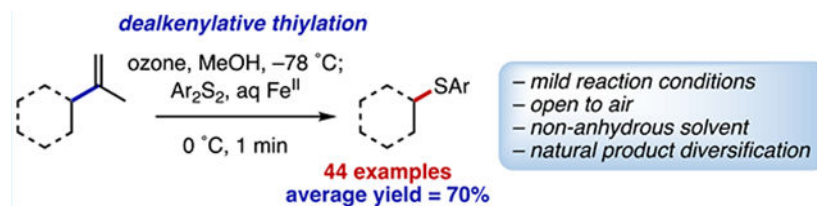
Andrew J. Smaligo, Ohyun Kwon\*

Department of Chemistry and Biochemistry, University of California, Los Angeles, Los Angeles, California 90095-1569, United States

### Abstract

Carbon–carbon bond fragmentations are useful methods for the functionalization of molecules. The value of such cleavage events is maximized when paired with subsequent bond formation. Herein we report a protocol for the cleavage of an alkene C(sp<sup>3</sup>)–C(sp<sup>2</sup>) bond, followed by the formation of a new C(sp<sup>3</sup>)–S bond. This reaction is performed in nonanhydrous solvent and open to the air, employs common starting materials, and can be used to rapidly diversify natural products.

### Graphical Abstract



The formation of carbon–heteroatom bonds in organic compounds is an important step in the synthesis of many drug molecules. After oxygen and nitrogen, sulfur is the heteroatom found most frequently in FDA-approved drugs (Figure 1A).<sup>1</sup> Thioethers and their higher oxidation state derivatives are also versatile and widely used synthetic intermediates.<sup>2</sup> Some of the most prevalent means of alkyl aryl thioether synthesis are alkylation (e.g., S<sub>N</sub>2, Mitsunobu reaction), addition to unsaturated bonds (e.g., Michael addition, hydrothiylation), and cross-coupling.<sup>2</sup> Less frequent are reports of trapping of a carbon radical with an aryl disulfide species (Figure 1B), a transformation that typically requires the use of radical precursors (e.g., organometallic species, Barton esters, trialkyl boranes), carboxylic acids, simple alkanes, or a peroxide species.<sup>3–11</sup> This approach is sometimes limited in its

\*Corresponding Author: ohyun@chem.ucla.edu.

#### ASSOCIATED CONTENT

##### Supporting Information

The Supporting Information is available free of charge on the ACS Publications website at DOI: 10.1021/acs.orglett.9b03186.

Experimental procedures, detailed discussions, compound characterization, and NMR spectra (PDF)

##### Accession Codes

CCDC 1913869 and 1917888 contain the supplementary crystallographic data for this paper. These data can be obtained free of charge via [www.ccdc.cam.ac.uk/data\\_request/cif](http://www.ccdc.cam.ac.uk/data_request/cif), or by emailing [data\\_request@ccdc.cam.ac.uk](mailto:data_request@ccdc.cam.ac.uk), or by contacting The Cambridge Crystallographic Data Centre, 12 Union Road, Cambridge CB2 1EZ, UK; fax: +44 1223 336033.

The authors declare no competing financial interest.

applicability because of the syntheses of the requisite coupling partners, the harsh reaction conditions (high temperatures, long reaction times), or the low selectivity for C–H abstraction (in the case of alkane starting materials). Consequently, a method for the generation of carbon radicals under mild reaction conditions from readily available starting materials, including natural products, would be highly useful.

Recent methodological advancements in the area of C–C bond activation have enabled a number of powerful transformations.<sup>12</sup> Specifically, C(sp<sup>3</sup>)–C(sp<sup>3</sup>) and C(sp<sup>3</sup>)–C(sp<sup>2</sup>) bond fragmentations have proven to be effective methods for functionalizing molecules with regard to both the total synthesis and the preparation of pharmaceutically relevant compounds.<sup>12,13</sup> The value of such transformations can be increased when paired with a subsequent bond-forming event. Nevertheless, reports of alkene C(sp<sup>3</sup>)–C(sp<sup>2</sup>) bond cleavage, followed by C(sp<sup>3</sup>)–heteroatom bond formation remain uncommon<sup>13a,e,14</sup> despite the ubiquity of alkenes in organic molecules, especially within natural products.<sup>15</sup> In this Letter, we report a simple method for the dealkenylative thiylation of alkenes (**1**, **4**, and **6**) to give alkyl aryl sulfides (**3**, **5**, and **7**) under mild conditions (Figure 1C). We have found that alkyl radicals generated through the single electron transfer (SET)-based reductive cleavage of  $\alpha$ -alkoxy hydroperoxides<sup>13,14,16</sup> (generated during the ozonolysis of alkenes **1**)<sup>17</sup> can be trapped with an aryl disulfide (**2**) to form a new C(sp<sup>3</sup>)–S bond in **3**. In contrast with previously reported carbon-radical-based methods for C(sp<sup>3</sup>)–S bond formation, this transformation is performed under mild reaction conditions (below room temperature, within 1 min, open to air, nonanhydrous solvent), employs common olefins as starting materials, and is stereoselective when the starting materials contain stereocenters.

A survey of the reaction parameters revealed the optimal conditions for the dealkenylative thiylation to be ozonolysis of the alkene at –78 °C in methanol, followed by treatment with 3.0 equiv of the aryl disulfide and 1.2 equiv of ferrous sulfate heptahydrate (added as a 5% w/v aqueous solution<sup>16f</sup>) at 0 °C. (See Table S1 in the Supporting Information for details.) Under these optimized conditions and using 4-isopropenyltetrahydropyran (**1a**) as our alkene substrate, we examined the scope of the aryl disulfide reaction partner (Figure 2). Phenyl disulfide (**2a**) gave the product **3aa** in 80% yield, whereas various tolyl and xylyl disulfides also produced their thiylation products **3ab–af** in yields of 62–77%. Electron-rich and -poor aryl disulfides were competent partners, generating the expected products **3ag–aj** in yields of 50–75%. 1-Phenyl-tetrazol-5-yl and 2-pyridyl disulfides, notable for the use of their thioether and sulfone derivatives in cross-coupling reactions,<sup>18</sup> were also compatible, providing the thioethers **3ak** and **3al** in yields of 51 and 75%, respectively. Attempts to employ dialkyl disulfides as coupling partners were unfruitful, presumably because of the side reactions resulting from the generation of reactive alkylthiyl radical intermediates.<sup>3</sup>

Subsequently, we investigated the substrate scope of the alkene coupling partner (Figure 3). The primary radical precursors **1b–d** supplied the thioethers **3ba–da** in yields of 58–80%. Secondary (**1e**, **1f**) and tertiary (**1g**) radical precursors were also compatible, furnishing the desired products **3ea–ga** in yields of 74–82%. The reaction was tolerant to a range of functionalities, including alcohol, imide, amide, carboxylic ester, and carbamate groups. A powerful feature of the reaction is the ability to introduce heteroatom functionality in terpenoid (e.g., (+)-nootkatone, **1i**) and terpenoid-derived starting materials. The bicyclic

ketones **1h–k** gave their corresponding products in yields of 67–77% (5.9:1 to 7.5:1 d.r.). Notably, dealkenylative thiylation of the diastereoisomeric enones **1j** and **1k** resulted in the same distribution of product isomers. This observation is consistent with stereoselectivity trends commonly observed in reactions with cyclic radicals, in which the stereoselectivity of the addition is dictated by a combination of torsional and steric effects.<sup>19</sup> The commonly available terpenoids (–)-isopulegol (**1l**), *trans*-(+)-dihydrocarvone (**1m**), *cis*-(–)-limonene oxide (**1n**), (–)-dihydrocarveol (**1o**), and (–)-limonene-1,2-diol (**1p**) were also viable substrates, producing their products **31a–pa**, respectively, in yields of 60–84%. When run using 10 mmol of *trans*-(+)-dihydrocarvone (**1m**), the reaction produced the thioethers **3ma/3ma'** in 66% yield. With the exception of **3na** (12:1 d.r.), the diastereoisomeric ratios of the products from the monoterpenoids were lower (in the range from 1.5:1 to 4:1) than those of the decalinone substrates **1h–k**.

Next, we found that alkenes containing *exo*-methylene groups (**4**) were converted into the corresponding phenyl-thiyl-containing methyl carboxylates (**5**) (Figure 4). The simple cycloalkenes **4a** and **4b** generated their products **5aa** and **5ba** cleanly in yields of 73 and 71%, respectively. 1-Methylene-2-methylcyclohexane (**4c**) provided its product **5ca** in 75% yield, whereas the Boc-protected piperidine **4d** also cleanly supplied the thioether **5da** in 80% yield. 1-Methyleneindane (**4e**) furnished its product **5ea** in 51% yield, whereas 2-methylenetetralin (**4f**) displayed the poorest efficiency, providing **5fa/5fa'** (1.6:1 r.r.) in only 35% yield. The naturally occurring terpene (±)-sabinene (**4g**) produced a single diastereoisomer of the trisubstituted cyclopropane **5ga** in 74% yield. The fragmentative coupling of methyleneadamantane (**4h**) also generated the *exo*-phenylthio ester **5ha** exclusively in 51% yield.

Cycloalkenes bearing endocyclic olefins (**6**) were also competent substrates, providing phenylthio-aldehydes (**7**) as products (Figure 5). Simple hydrocarbon substrates (**6a–c**) supplied the expected products **7aa–ca**, respectively, in yields from 63 to 75%. (+)-2-Carene (**6d**) furnished a single diastereoisomer of the tetrasubstituted cyclopropane **7da** in 65% yield.  $\alpha$ -Terpineol (**6e**) gave the cyclic ketals **7ea/7ea'** in 42% yield (1.2:1 d.r.), the result of intramolecular trapping of the aldehyde; in contrast, the corresponding acetate **6f** produced the uncyclized product **7fa** in 61% yield. Upon fragmentation, norbornylene (**6g**) generated the products **7ga** and **7ga'** (1.2:1 d.r.) in 50% yield. Intriguingly, attempts to extend this transformation to generate benzaldehydes resulted in the cyclization of the intermediate radical rather than trapping with the disulfide species. 6-Methyl-5,6-didehydrobenzocycloheptane (**6h**) provided the desired product **7ha** in only 5% yield while generating  $\alpha$ -tetralone (**7ha'**) in 90% yield.<sup>20</sup>

Figure 6 presents several examples of synthetic applications in which we have employed this transformation. With regard to medicinal agents, this process can be a tool for the functionalization of biologically active compounds. We examined the reaction of betulin (**1q**), which has wide biological activities (in particular, anticancer and anti-HIV properties)<sup>21</sup> yet few functional group handles on the skeleton. Notably, the cleavage of the C-19 C(sp<sup>3</sup>)–C(sp<sup>2</sup>) bond, followed by the introduction of a heteroatom at this position is rare,<sup>22</sup> with most modifications occurring at the C-3 or C-28 positions.<sup>23</sup> Dealkenylative

thiylation of betulin readily furnished the thioethers **3ql** and **3ql'** in 78% yield (1.2:1 d.r.). The subsequent oxidation of the major diastereoisomer (**3ql**) gave the sulfone **8** (see ORTEP of the solid-state structure in Figure 6) in 43% overall yield from betulin, providing facile access to previously inaccessible derivatives of this natural product. Sulfones and sulfides are also useful functional group handles that are widely used in organic synthesis. When dealkenylative thiylation is combined with terpenoid precursors, enantiopure synthetic intermediates are readily generated. Oxidation, mesylation, and intramolecular alkylation of the dihydrocarveol-derived thioether **3oa** produced the enantiomerically pure bicyclo[3.1.0]hexane **9** in 85% overall yield. Vinyl sulfides and sulfones are also useful synthetic precursors.<sup>24</sup> A sequence of oxidation, mesylation, and elimination generated a single enantiomer of the vinyl sulfone **10** in 96% yield from the thioether **3la**. When employing the dihydrocarvone-derived thioether **3ma'**, we found that the protected sulfone underwent iron-catalyzed cross-coupling<sup>18a</sup> to provide the arylated products **11/11'** in 47% overall yield (4.3:1 d.r.). Finally, the oxidation of the thioether **3ma** to the sulfone, followed by Baeyer–Villiger oxidation, gave the lactone **12** in 70% yield. Caprolactones are employed widely as monomers for polymer synthesis,<sup>25</sup> and this approach establishes a route toward biorenewable terpenoid-based caprolactones that are both diastereomerically and enantiomerically pure.

In summary, we have demonstrated that alkene C(sp<sup>3</sup>)–C(sp<sup>2</sup>) bond fragmentation and C(sp<sup>3</sup>)–S bond formation can be combined under mild operating conditions when employing abundantly available starting materials.<sup>26</sup> This transformation, which occurs upon ozonolysis and the subsequent Fe<sup>II</sup>-mediated SET-based reduction, is a facile means for the diversification of natural products. We have also demonstrated that the thiyated adducts could be elaborated for use in organic synthesis and in the preparation of biologically relevant materials. On a fundamental level, we have established a deconstructive strategy of using olefins for the introduction of heteroatoms in organic compounds. Further efforts directed toward the application of this technology in the preparation of pharmaceutically and synthetically useful adducts are underway.

## Supplementary Material

Refer to Web version on PubMed Central for supplementary material.

## ACKNOWLEDGMENTS

Financial support for this study was provided by the NIH (R01GM071779). A.J.S. thanks the Majeti–Alapati fellowship for funding. We thank the UCLA Molecular Instrumentation Center for the NMR spectroscopy and mass spectrometry instrumentation and for the X-ray diffraction studies (S. I. Khan).

## REFERENCES

- (1). (a) Feng M; Tang B; Liang SH; Jiang X Sulfur containing scaffolds in drugs: Synthesis and application in medicinal chemistry. *Curr. Top. Med. Chem* 2016, 16, 1200–1216 [PubMed: 26369815] (b) Scott KA; Njardarson JT Analysis of US FDA-approved drugs containing sulfur atoms. *Top. Curr. Chem* 2019, 376, 1–34.
- (2). (a) Block E Organic sulfur compounds in organic synthesis. *J. Chem. Educ* 1971, 48, 814–824(b) Patai S The Chemistry of Functional Groups–The Chemistry of the Thiol Group; Wiley: London, 1974(c) Block E Reactions of Organosulfur Compounds; Blomquist AT, Wasserman HH, Eds.;

- Academic Press: New York, 1978(d) Jones DN Comprehensive Organic Chemistry; Barton DJ, Ollis DW, Eds.; Pergamon: New York, 1979; Vol. 3(e) Metzner P; Thuillier A Sulfur Reagents in Organic Synthesis; Katritzky AR, Meth-Cohn O, Rees CW, Eds.; Academic Press: San Diego, CA, 1994(f) Cremllyn RJ An Introduction to Organosulfur Chemistry; Wiley: New York, 1996(g) Clayden J; MacLellan P Asymmetric synthesis of tertiary thiols and thioethers. *Beilstein J. Org. Chem* 2011, 7, 582–595 [PubMed: 21647256] (h) Eichman CC; Stambuli JP Transition metal catalyzed synthesis of aryl sulfides. *Molecules* 2011, 16, 590–608. [PubMed: 21242940]
- (3). (a) Dénès F; Schiesser CH; Renaud P Thiols, thioethers, and related compounds as sources of C-centered radicals. *Chem. Soc. Rev* 2013, 42, 7900–7942 [PubMed: 23828205] (b) Denes F; Pichowicz M; Povie G; Renaud P Thiyl radicals in organic synthesis. *Chem. Rev* 2014, 114, 2587–2693. [PubMed: 24383397]
- (4). Brown HC; Midland MM Facile photochemical or oxygen initiated free-radical chain reactions of trialkylboranes with organic disulfides. Convenient new synthesis of organic sulfides via hydroboration. *J. Am. Chem. Soc* 1971, 93, 3291–3293.
- (5). (a) Russell GA; Tashtoush H Free-radical chain-substitution reactions of alkylmercury halides. *J. Am. Chem. Soc* 1983, 105, 1398–1399(b) Russell GA; Ngoviwatchai P; Tashtoush HI; Pla-Dalmau A; Khanna RK Reactions of alkylmercurials with heteroatom-centered acceptor radicals. *J. Am. Chem. Soc* 1988, 110, 3530–3538.
- (6). Barton DHR; Bridon D; Zard SZ New decarboxylative chalcogenation of aliphatic and alicyclic carboxylic acids. *Tetrahedron Lett* 1984, 25, 5777–5780.
- (7). (a) Patel VF; Pattenden G Radical reactions in synthesis. Homolysis of alkyl cobalt salophens in the presence of radical trapping agents. *Tetrahedron Lett* 1987, 28, 1451–1454(b) Branchaud BP; Meier MS; Malekzadeh MN New synthetic methods via free radicals. Free-radical generation via photolytic hemolysis of alkylcobaloxime carbon-cobalt bonds. Efficient radical trapping with useful functional groups. *J. Org. Chem* 1987, 52, 212–217.
- (8). Russell GA; Ngoviwatchai P; Tashtoush H; Hershberger J Reaction of 1-alkenyl and 1-alkynyl derivatives of tin and mercury with hetero-centered radicals. *Organometallics* 1987, 6, 1414–1419.
- (9). Wang P-F; Wang X-Q; Dai J-J; Feng Y-S; Xu H-J Silver-mediated decarboxylative C-S cross-coupling of aliphatic carboxylic acids under mild conditions. *Org. Lett* 2014, 16, 4586–4589. [PubMed: 25153507]
- (10). (a) Zhao J; Fang H; Han J; Pan Y; Li G Metal-free preparation of cycloalkyl aryl sulfides via di-tert-butyl peroxide-promoted oxidative C(sp<sup>3</sup>)-H bond thiolation of cycloalkanes. *Adv. Synth. Catal* 2014, 356, 2719–2724 [PubMed: 25505857] (b) Du B; Jin B; Sun P Syntheses of sulfides and selenides through direct oxidative functionalization of C(sp<sup>3</sup>)-H bond. *Org. Lett* 2014, 16, 3032–3035 [PubMed: 24835082] (c) Sahoo SK A comparative study of Cu(II)-assisted vs Cu(II)-free chalcogenation on benzyl and 2/3-cycloalkyl moieties. *J. Chem. Sci* 2015, 127, 2151–2157.
- (11). Wu X; Wang Y Metal-free S-methylation of diaryl disulfides with di-tert-butyl peroxide. *Tetrahedron Lett*. 2018, 59, 1240–1243.
- (12). (a) C–C Bond Activation; Dong G, Ed.; Springer Verlag: Berlin/Heidelberg, 2014(b) Nairoukh Z; Cormier M; Marek I Merging C–H and C–C bond cleavage in organic synthesis. *Nat. Rev. Chem* 2017, 1, 1–16(c) Morcillo SP Radical-promoted C–C bond cleavage: A deconstructive approach for selective functionalization. *Angew. Chem* 2019, 58, 2–13.
- (13). (a) Gui J; Wang D; Tian W Biomimetic synthesis of 5,6-dihydro-glaucogenin C: Construction of the disecopregnane skeleton by iron(II)-promoted fragmentation of an  $\alpha$ -alkoxy hydroperoxide. *Angew. Chem., Int. Ed* 2011, 50, 7093–7096(b) Schuppe AW; Newhouse TR Assembly of the limonoid architecture by a divergent approach: Total synthesis of ( $\pm$ )-andirolide N via ( $\pm$ )-8 $\alpha$ -hydroxycarapin. *J. Am. Chem. Soc* 2017, 139, 631–634 [PubMed: 28001380] (c) Manoni F; Rumo C; Li L; Harran PG Unconventional fragment usage enables a concise total synthesis of (–)-callyspongiolide. *J. Am. Chem. Soc* 2018, 140, 1280–1284 [PubMed: 29332397] (d) Roque JB; Kuroda Y; Gottemann LT; Sarpong R Deconstructive diversification of cyclic amines. *Nature* 2018, 564, 244–248 [PubMed: 30382193] (e) Smaligo AJ; Swain M; Quintana JC; Tan MF; Kim DA; Kwon O Hydrodealkenylative C(sp<sup>3</sup>)-C(sp<sup>2</sup>) bond fragmentation. *Science* 2019, 364, 681–685. [PubMed: 31097667]

- (14). (a) Schreiber SL; Liew W-F Criegee rearrangement of  $\alpha$ -alkoxy hydroperoxides. A synthesis of esters and lactones that complements the Baeyer–Villiger oxidation of ketones. *Tetrahedron Lett* 1983, 24, 2363–2366(b) Sato T; Oikawa T; Kobayashi K Metal-catalyzed organic photoreactions. Iron(III) chloride catalyzed photooxidation of cyclic olefins and its application to the synthesis of exo-brevicommin. *J. Org. Chem* 1985, 50, 1646–1651(c) Bao J; Tian H; Yang P; Deng J; Gui J Modular Synthesis of Functionalized Butenolides by Oxidative Furan Fragmentation. 2019, chemrxiv.8874455.v1. ChemRxiv Preprint Server. 10.26434/chemrxiv.8874455.v1.
- (15). Ertl P; Schuhmann T A systematic cheminformatics analysis of functional groups occurring in natural products. *J. Nat. Prod* 2019, 82, 1258–1263. [PubMed: 30933507]
- (16). (a) Hawkins EGE Reactions of organic peroxides. Part VII. Reaction of 1-hydroxycycloalkyl hydroperoxides with ferrous compounds. *J. Chem. Soc* 1955, 3463–3467(b) Kumamoto J; De La Mare HE; Rust FF The use of cupric and ferric chlorides in the trapping of radical intermediates and the synthesis of alkyl chlorides. *J. Am. Chem. Soc* 1960, 82, 1935–1939(c) De La Mare HE; Kochi JK; Rust FF The oxidation of free radicals by metal ions. *J. Am. Chem. Soc* 1961, 83, 2013(d) Murai S; Sonoda N; Tsutsumi S The redox reaction of 1-ethoxy-*n*-heptyl hydroperoxide. *Bull. Chem. Soc. Jpn* 1964, 37, 1187–1190(e) Schreiber SL Fragmentation reactions of  $\alpha$ -alkoxy hydroperoxides and application to the synthesis of the macrolide ( $\pm$ )-recifeiolide. *J. Am. Chem. Soc* 1980, 102, 6163–6165(f) Huang D; Schuppe AW; Liang MZ; Newhouse TR Scalable procedure for the fragmentation of hydroperoxides mediated by copper and iron tetrafluoroborate salts. *Org. Biomol Chem* 2016, 14, 6197–6200 [PubMed: 27273761] (g) Fisher TJ; Dussault PH Alkene ozonolysis. *Tetrahedron*. *Tetrahedron* 2017, 73, 4233–4258.
- (17). Criegee R; Wenner G Die ozonisierung des 9,10-oktalin. *Justus Liebig Ann. Chem* 1949, 564, 9–15.
- (18). (a) Denmark SE; Cresswell AJ Iron-catalyzed cross-coupling of unactivated secondary alkyl thioethers and sulfones with aryl Grignard reagents. *J. Org. Chem* 2013, 78, 12593–12628 [PubMed: 24256193] (b) Merchant RR; Edwards JT; Qin T; Kruszyk MM; Bi C; Che G; Bao D-H; Qiao W; Sun L; Collins MR; Fadeyi OO; Gallego GM; Mousseau JJ; Nuhant P; Baran PS Modular radical cross-coupling with sulfones enables access to sp<sup>3</sup>-rich (fluoro)alkylated scaffolds. *Science* 2018, 360, 75–80 [PubMed: 29456201] (c) Hughes JME; Fier PS Desulfonylative arylation of redox-active alkyl sulfones with aryl bromides. *Org. Lett* 2019, 21, 5650–5654. [PubMed: 31273985]
- (19). (a) Giese B The stereoselectivity of intermolecular free radical reactions. *Angew. Chem., Int. Ed. Engl* 1989, 28, 969–1146(b) Bar G; Parsons AF Stereoselective radical reactions. *Chem. Soc. Rev* 2003, 32, 251–263. [PubMed: 14518178]
- (20). See the Supporting Information for a proposed mechanism for the formation of **7ha'** from **6h**.
- (21). (a) Alakurtti S; Makela T; Koskimies S; Yli-Kauhaluoma J Pharmacological properties of the ubiquitous natural product betulin. *Eur. J. Pharm. Sci* 2006, 29, 1–13 [PubMed: 16716572] (b) Genet C; Strehle A; Schmidt C; Boudjelal G; Lobstein A; Schoonjans K; Souchet M; Auwerx J; Saladin R; Wagner A Structure-activity relationship study of betulinic acid, a novel and selective TGR5 agonist, and its synthetic derivatives: Potential impact in diabetes. *J. Med. Chem* 2010, 53, 178–190. [PubMed: 19911773]
- (22). Baddeley GV; Eade RA; Ellis J; Harper P; Simes JJH Oxidation by mercuric acetate in the lup-20(29)-ene and related series. *Tetrahedron* 1969, 25, 1643–1650.
- (23). (a) Aplin RT; Chan RPK; Halsall TG The chemistry of triterpenes and related compounds. Part XLVI. Some novel products from the ozonolysis of methyl acetylbetulinate. *J. Chem. Soc. C* 1969, 2322–2327(b) Dutta G; Bose SN Preparation and circular dichroism studies of triterpene lactones of lupane series. *Tetrahedron Lett* 1988, 29, 5807–5810(c) Heller L; Kahnt M; Loesche A; Grabandt P; Schwarz S; Brandt W; Csuk R Amino derivatives of platanic acid act as selective and potent inhibitors of butyrylcholinesterase. *Eur. J. Med. Chem* 2017, 126, 652–668 [PubMed: 27936444] (d) Kahnt M; Heller L; Grabandt P; Al-Harrasi A; Csuk R Platanic acid: A new scaffold for the synthesis of cytotoxic agents. *Eur. J. Med. Chem* 2018, 143, 259–265. [PubMed: 29197730]
- (24). (a) Creech GS; Kwon O Synthesis of nitrodienes, nitrostyrenes, and nitrobiaryls through palladium-catalyzed couplings of  $\beta$ -nitrovinyl and *o*-nitroaryl thioethers. *Chem. Sci* 2013, 4, 2670–2674(b) Fang Y; Luo Z; Xu X Recent advances in the synthesis of vinyl sulfones. *RSC Adv* 2016, 6, 59661–59676.

- (25). (a) Lowe JR; Martello MT; Tolman WB; Hillmyer MA Functional biorenewable polyesters from carvone-derived lactones. *Polym. Chem* 2011, 2, 702–708(b) Tschan MJ-L; Brule E; Haquette P; Thomas CM Synthesis of biodegradable polymers from renewable resources. *Polym. Chem* 2012, 3, 836–851.
- (26). This paper first appeared on chemRxiv:Smaligo AJ; Kwon O Dealkenylative Thiylation of C(sp<sup>3</sup>)–C(sp<sup>2</sup>) Bonds. 2019, chemrxiv.8847962.v1. ChemRxiv Preprint Server. 10.26434/chemrxiv.8847962.v1.

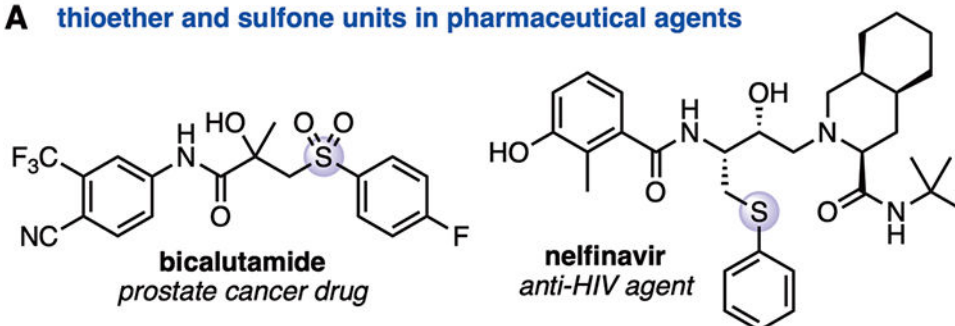
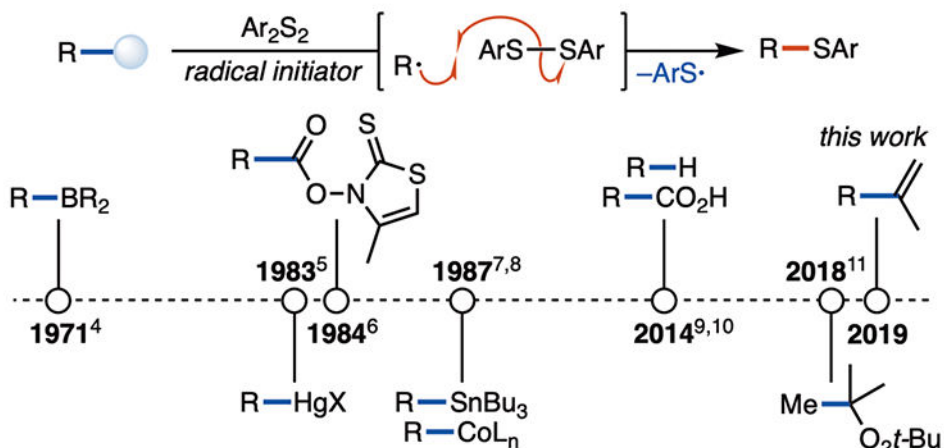
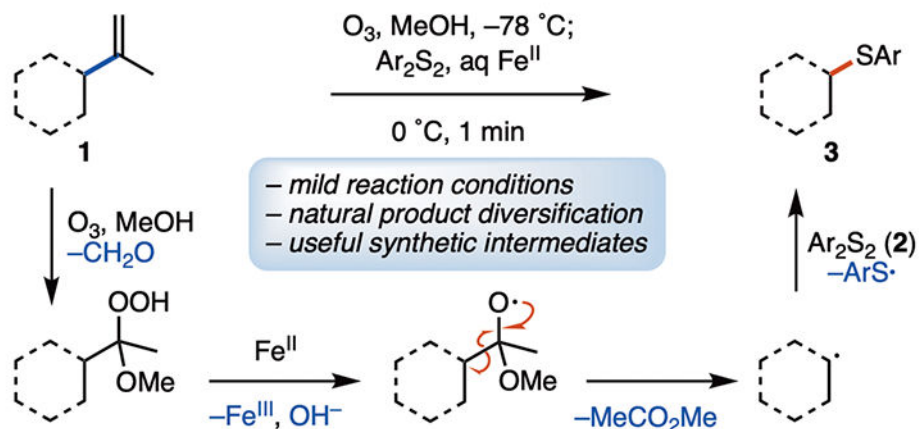
Author Manuscript

Author Manuscript

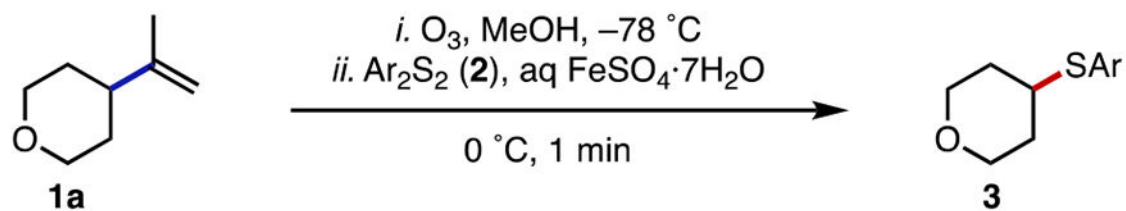
Author Manuscript

Author Manuscript



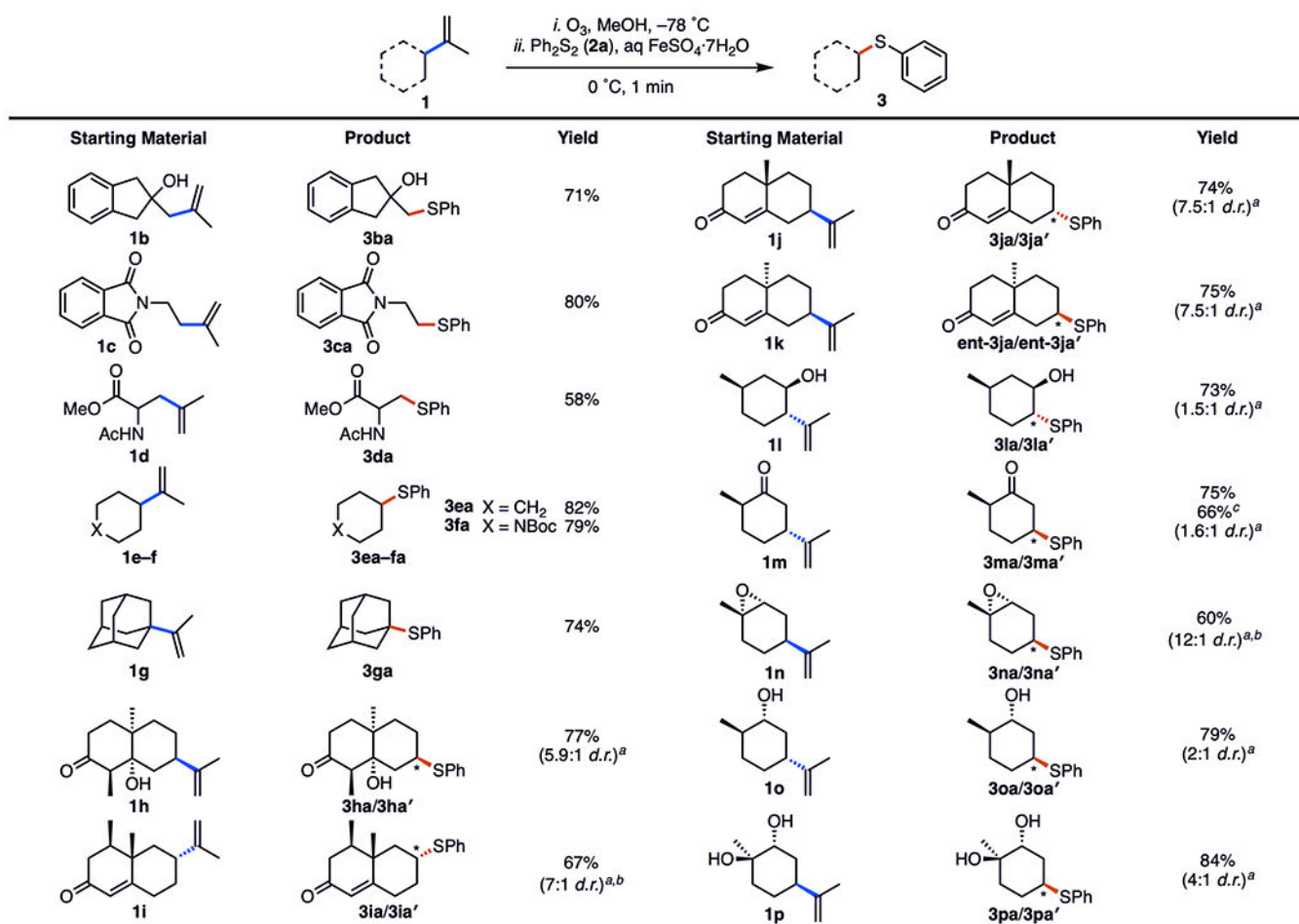
**A thioether and sulfone units in pharmaceutical agents****B formation of alkyl aryl thioethers via radical substitution****C dealkenylative thiylation****Figure 1.**

(A) Pharmaceuticals featuring thioether and sulfone units. (B) Timeline of aryl alkyl thioether formation via radical substitution. (C) Mechanism of dealkenylative thiylation.

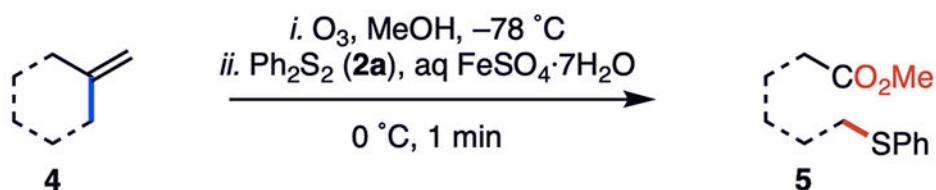


Product	Yield	Product	Yield
	80%		51%
	77%		75%
	64%		50%
	71%		70%
	70%		51%
	62%		75%

**Figure 2.** Substrate scope of the aryl disulfide coupling partner in the dealkenylative thiylation of **1a**. Experiments were performed on a 1.0 mmol scale. Isolated yields are after SiO<sub>2</sub> chromatography. See the SI for experimental details.

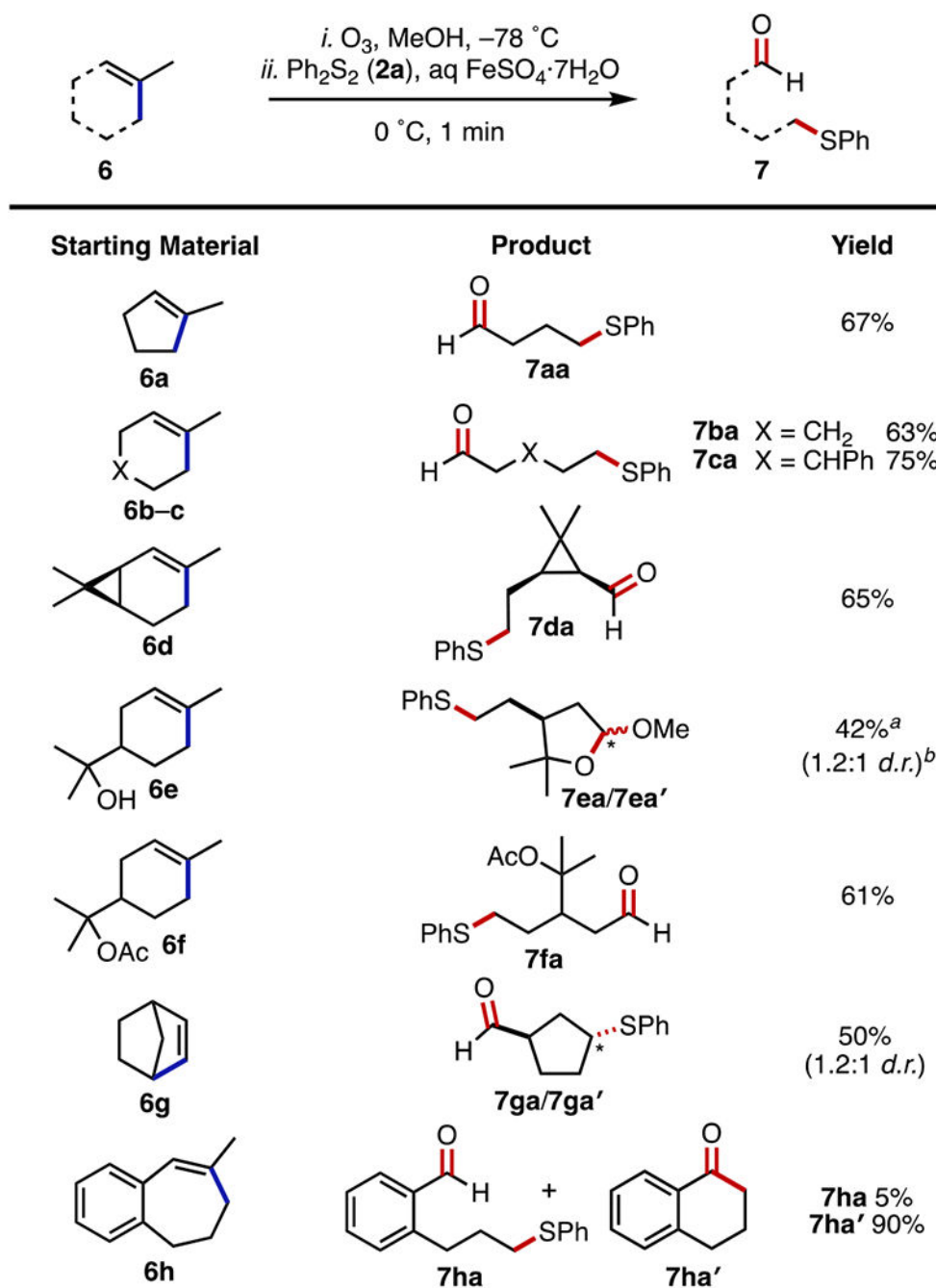
**Figure 3.**

Substrate scope of alkene coupling partner. Experiments were performed on 1.0 mmol scale. Isolated yields are after SiO<sub>2</sub> chromatography. See the SI for experimental details. <sup>a</sup>Major diastereoisomer displayed. <sup>b</sup>Inseparable mixture of diastereoisomers. <sup>c</sup>10.0 mmol scale.



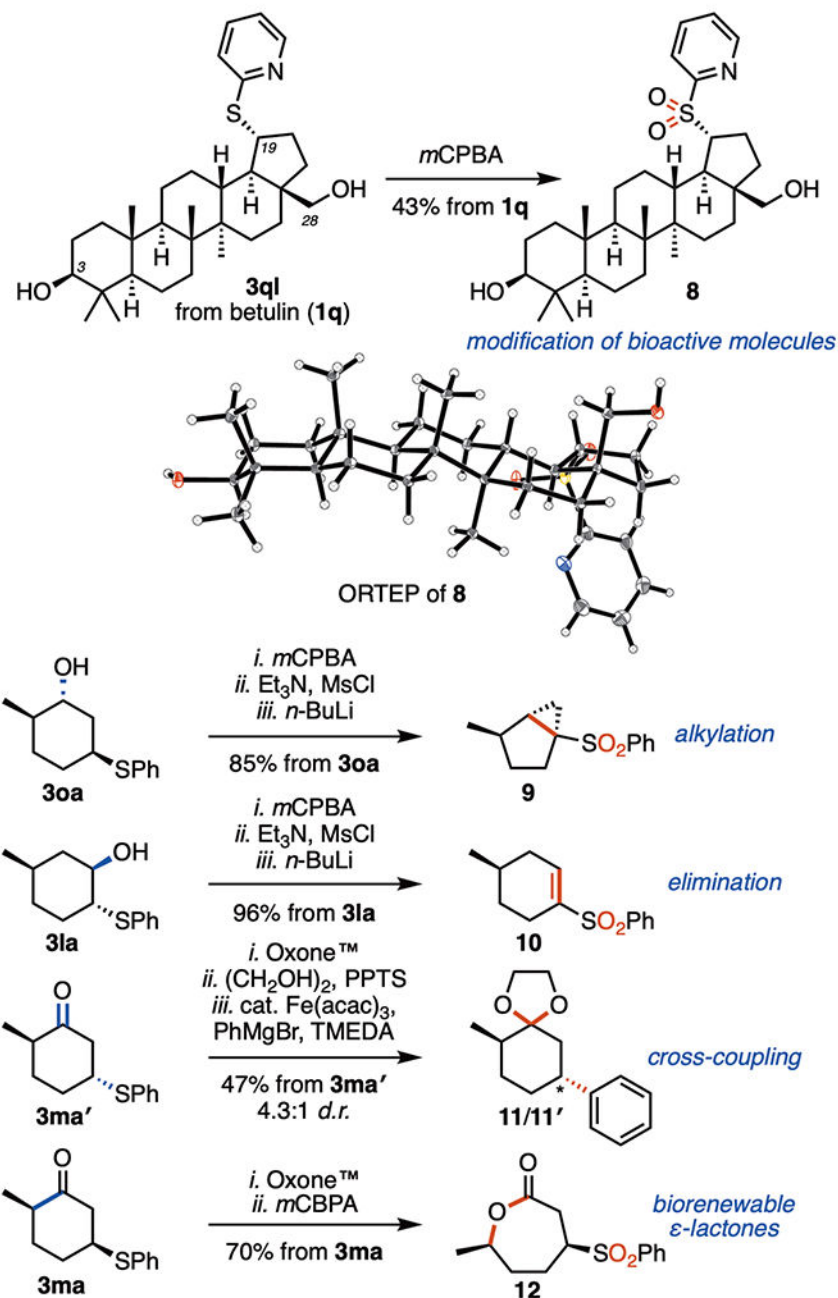
Starting Material	Product	Yield
 4a	 5aa	73%
 4b-d	 5ba X = CH <sub>2</sub> , R = H 5ca X = CH <sub>2</sub> , R = Me 5da X = NBoc, R = H	5ba 71% 5ca 75% 5da 80%
 4e	 5ea	51%
 4f	 5fa + 5fa'	35% (1.6:1 r.r.) <sup>a</sup>
 4g	 5ga	74%
 4h	 5ha	51%

**Figure 4.** Dealkenylative thiolation of *exo*-methylene cycloalkanes. Experiments were performed on 1.0 mmol scale. Isolated yields are after SiO<sub>2</sub> chromatography. See the SI for experimental details. <sup>a</sup>Inseparable mixture of regioisomers.



**Figure 5.** Dealkenylative thiolation of cyclic alkenes. Experiments were performed on a 1.0 mmol scale. Isolated yields are after SiO<sub>2</sub> chromatography. See the SI for experimental details. <sup>a</sup>Solid FeSO<sub>4</sub>·7H<sub>2</sub>O was added at room temperature. <sup>b</sup>Inseparable mixture of diastereoisomers.

## synthetic transformations of thioethers



**Figure 6.** Synthetic transformations of the thioether products. Experiments were performed on 0.5 mmol scale. Isolated yields after  $SiO_2$  chromatography. See the SI for experimental details.