

UCLA

Presentations

Title

Data, Digital Scholarship, and DANS

Permalink

<https://escholarship.org/uc/item/8j61t86q>

Author

Borgman, Christine L.

Publication Date

2015-06-17

Copyright Information

This work is made available under the terms of a Creative Commons Attribution-NonCommercial-NoDerivatives License, available at <https://creativecommons.org/licenses/by-nc-nd/4.0/>

Data, Digital Scholarship, and DANS

Christine L. Borgman

Professor and Presidential Chair in Information Studies
University of California, Los Angeles

Visiting Professor, DANS

@scitechprof

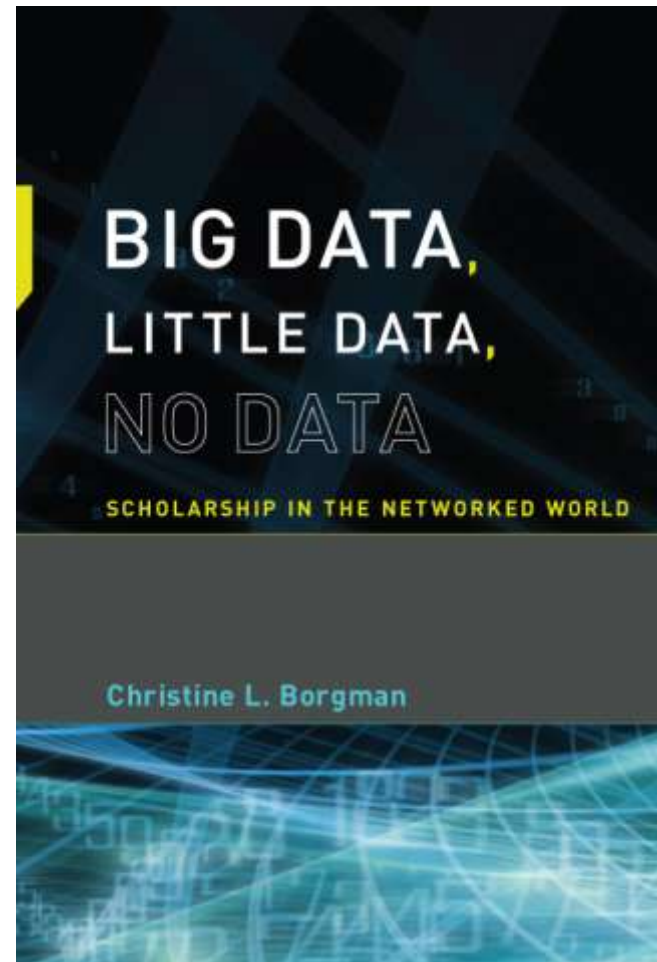
Seminar presentation

Digital Archiving and Networked Services

KNAW / NWO

The Hague


17 June 2015



PHILOSOPHICAL
TRANSACTIONS:
GIVING SOME
ACCOMPT
OF THE PRESENT
Undertakings, Studies, and Labours
OF THE
INGENIOUS
IN MANY
CONSIDERABLE PARTS
OF THE
WORLD

Vol. I.
For *Anno 1665*, and *1666*.

In the *SAVOY*,
Printed by *T. N.* for *John Martyn* at the Bell, a little with-
out *Temple-Bar*, and *James Allestry* in *Duck-Lane*,
Printers to the *Royal Society*.



Theme issue 'Celebrating 350 years of Philosophical Transactions: life sciences papers' compiled and edited by Linda Partridge

19 April 2015; volume 370, issue 1666

ITIL



Open access policies



- Australian Research Council
 - Code for the Responsible Conduct of Research
 - Data management plans
- National Science Foundation
 - Data sharing requirements
 - Data management plans
- U.S. Federal policy
 - Open access to publications
 - Open access to data
- European Union
 - European Open Data Challenge
 - OpenAIRE
- Research Councils of the UK
 - Open access publishing
 - Provisions for access to data



Australian Government

National Health and Medical Research Council



National Science Foundation
WHERE DISCOVERIES BEGIN

Supported by
wellcometrust

Policy RECommendations for Open Access to Research Data in Europe



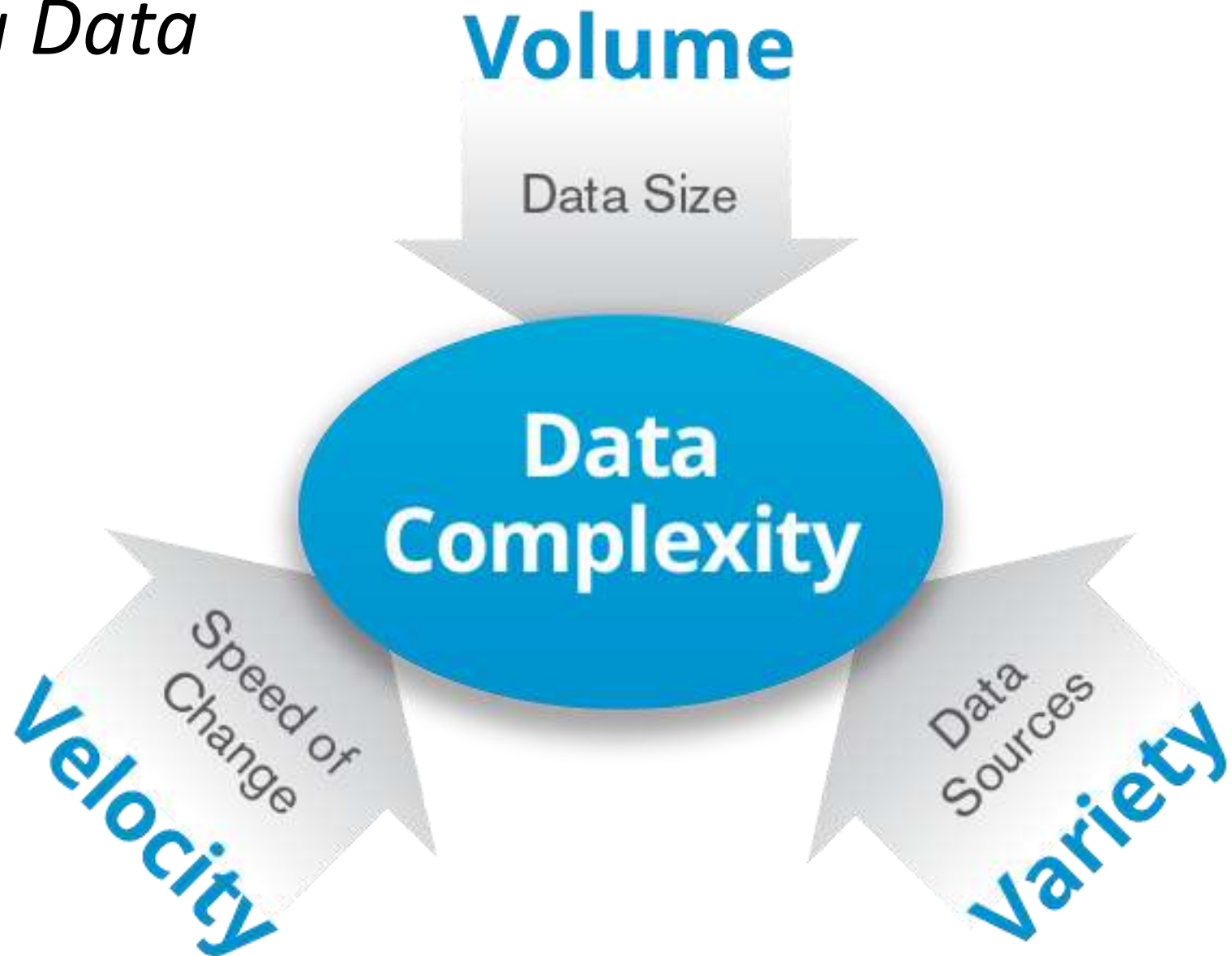


Research Data Sharing
without barriers

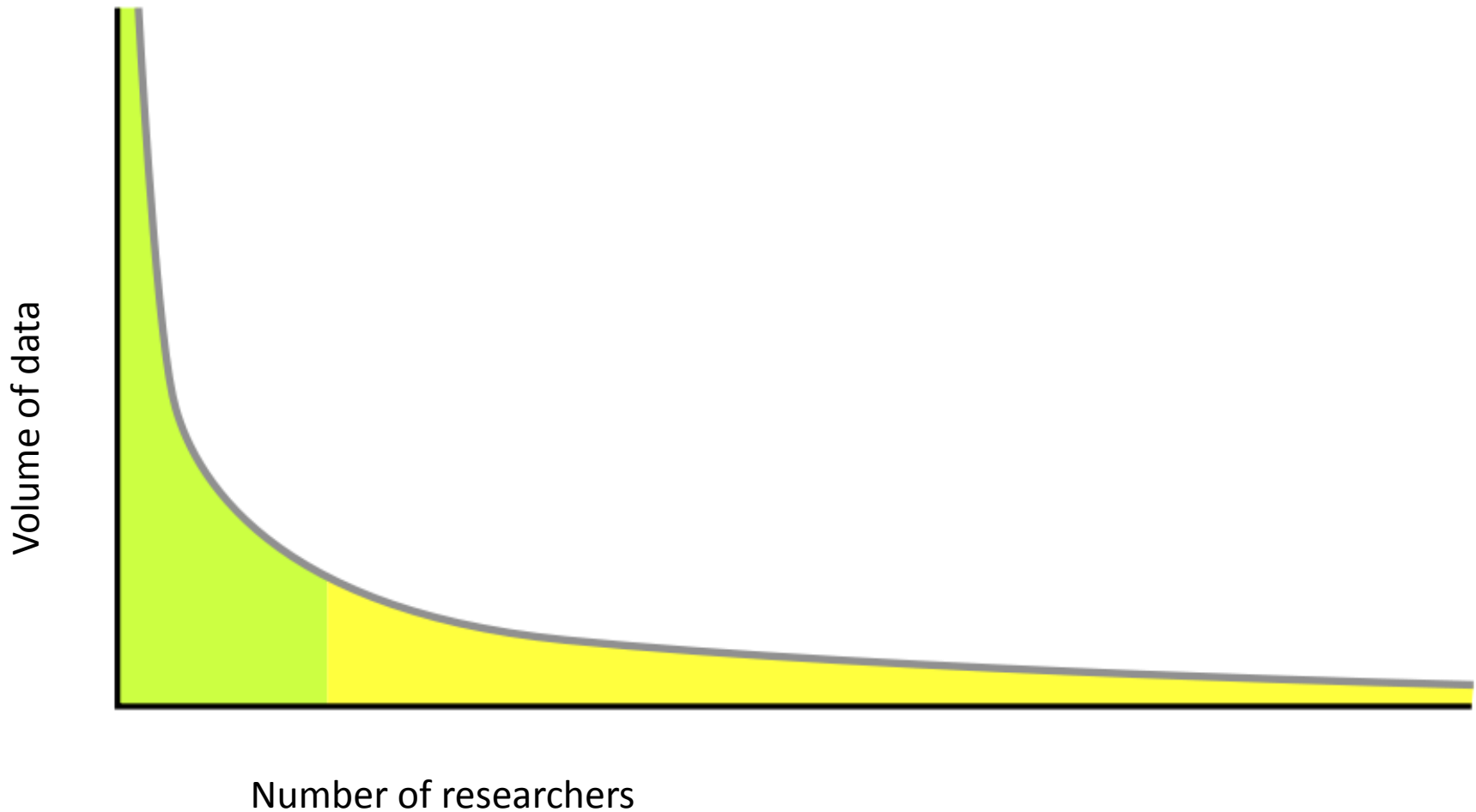
Precondition:

Researchers share data

Big Data



Long tail of data



Open Data: Free

- A piece of data or content is open if anyone is free to use, reuse, and redistribute it — subject only, at most, to the requirement to attribute and/or share-alike

Open Data Commons. (2013).




State Library and Archives of Florida, 1922. Flickr commons photo

```
/FontMatrix matrix def
/FontBBox[2048 -1164 1 index div -628 2 index div 4096 3 index div 2062 5 -1 rol
/sfnts [<
74727565000900000000000000000006376742000000000000000009C000007DA6670676D00000000000000878
019901AC01C101C501C901E101F601F601F6022202202280236023F024302460267028502850294
01160125011800EA00EA00AE0000003E05BB008A04D70053003FFF8CFFD500150028002200990062
B200402F2B59B002602D2C21B0C051580C6423648BB81555621BB200802F2B59B002602D2C0C6423
B8FF80B30809341CB8FF8040E80809343609352F4A0959045809A7090626062B082C0B280C281328
D4401E091202550C0C047F180118401112025518401D1D02551810251E073C2C04002FED3FEDC42B
170003020913141500215902071B25090B1E0505262500180C0D0D0655180210100655180CB8FFF8
1F1E4A62A1A4FB432E7900020044FFE40405058E001F002D024BB1020243545840262F4010100255
2F2B2BDD2B2BC01112392F2BCDD0CD003FED5DC45D5D2B323FED12392F5D5D5DCD31301B4019125F
11242517012B50100110302A2912110608070A101B011BB80152B38F2D012DB802F6B2012A2BB801
025D5972103C103C1112173911123939111239011112393912393931304379407A4B573A4524351C
2D602D702D04802D902D02B02D01002D102DC02DD02D042D6037A67F182B10F65D5D71723CFD3C10
FFEAB40C0C02550CB8FFE2B40D0D02550CB8FFD6B4101002550CB8FFDEB50F0F02550C05BD03E200
2F2F2F3FDDCD3F3F10ED10ED313001B00D4B5458BF0046FFE80045FFE8002FFFE80030FFE8B51A18
1010065529B8FFF2B70F0F0655292935341112392F2B2B2BDD2B2B2BC01112392F2B2B2BCD2B2B2B
3236353427260200D07E6B76CF7FCF7A677DCC53356B429F82617E694703AF9E87AF7BFC80A58BAD
961A9C1E9621982A9E2BA816A61AAB1CAD2BB916BE2BCD2BDA2BEC2BFB2B2A202D732573288F1397
201A01601A701A021A120B003FC45D5DED5D5D2F3FC45DED5D5D5D1217393F012F2B2BCD2F2BCDD4
363702902126775C4656201F5F92CBBD75546C2115170D21211C9E62455761FEDE2D2D9B7B364D33
393FDD5DCD31301B40350127600D5D36202760277027B02704340B371F3A20481F4820051A08134F
FFE0400A1339082013391B201339012B2B2B2B002B012B2B59595913211523220615141713133635
C0B215391AB8FFF0401315393608153928301439293014391108163909B8FFE0401B163929401139
0000000900010000000000000000100000721FE4500571000FB74FADF10000001000000000000000
003403630044036300040363B2242F1FBA034E006D0800400E1F7F027F037F047F050430440112BF
014A001F000D0126400B1F0DC61F0D571F0D371F0D410D019E0141000D00420141000D001E014100
021E0024455258B90024021E4459594BB8020153205C58B9010F00224544B1222245445958B90C00
2B2B2B2B2B2B2B2B2B2B2B2B00017375007373004569440073730173742B2B2B2B2B732B00732B
00>] def
/CharStrings 27 dict dup begin
/.notdef 0 def
    /space 1 def
        /comma 2 def
            /period 3 def
                /W 4 def
                    /a 5 def
                        /b 6 def
                            /c 7
```

Open Data: Useful

- Openness, flexibility, transparency, legal conformity, protection of intellectual property, formal responsibility, professionalism, interoperability, quality, security, efficiency, accountability, and sustainability.




Organization for Economic Cooperation and Development. (2007).
OECD Principles and Guidelines for Access to Research Data from Public Funding.
<http://www.oecd.org/dataoecd/9/61/38500813.pdf>

What are data?



hudsonalpha.org



Marie Curie's notebook aip.org

Pisa Griffin



Date: 1/2.07.75 Place: Sakaltutan
Zafor

He will grow old in his present house; new house is for sons - 5 sons. Not sure they want to live in village. He will only build another if they want him to. eS came from Germany and did the plastering. He arranged the carpentry in Kayseri. Çok para gitti. (much money went) Has a tractor.

Date: July 1980 Place: Sakaltutan
Zafor:

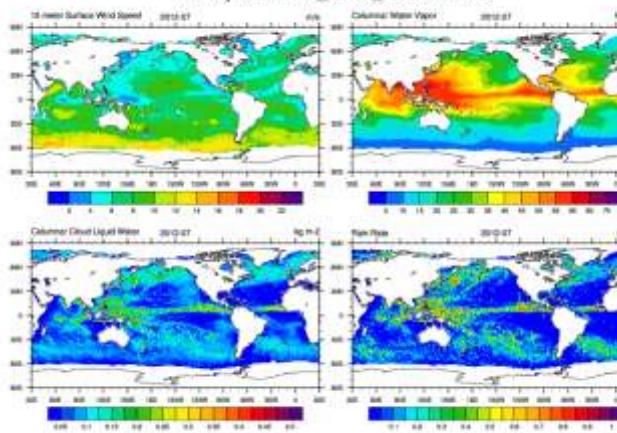
Household now Zafor and wife; Nazif Unal and wife and youngest son, still a boy. They run two dolmuş; one with a driver from Süleymanlı. Goes in and out once a day. He gets 8,000 a month. Zafor then said, keskin de'oil (not sharp - i.e.? not profitable) I said he did very well on 8,000 TL with only two journeys a day. Nazif Unal has "bought" a Durak (dolmuş stop) from Belediye and works all day in Kayseri.

Figure 2. Numeric Change in Resident Population for the 50 States, the District of Columbia, and Puerto Rico: 1990 to 2000



<http://www.census.gov/population/cen2000/map02.gif>

Monthly Mean: f17_ssmis_201207v7.nc



nc1.ucar.edu

http://onlineoda.hud.ac.uk/Intro_QDA/Examples_of_Qualitative_Data.pdf



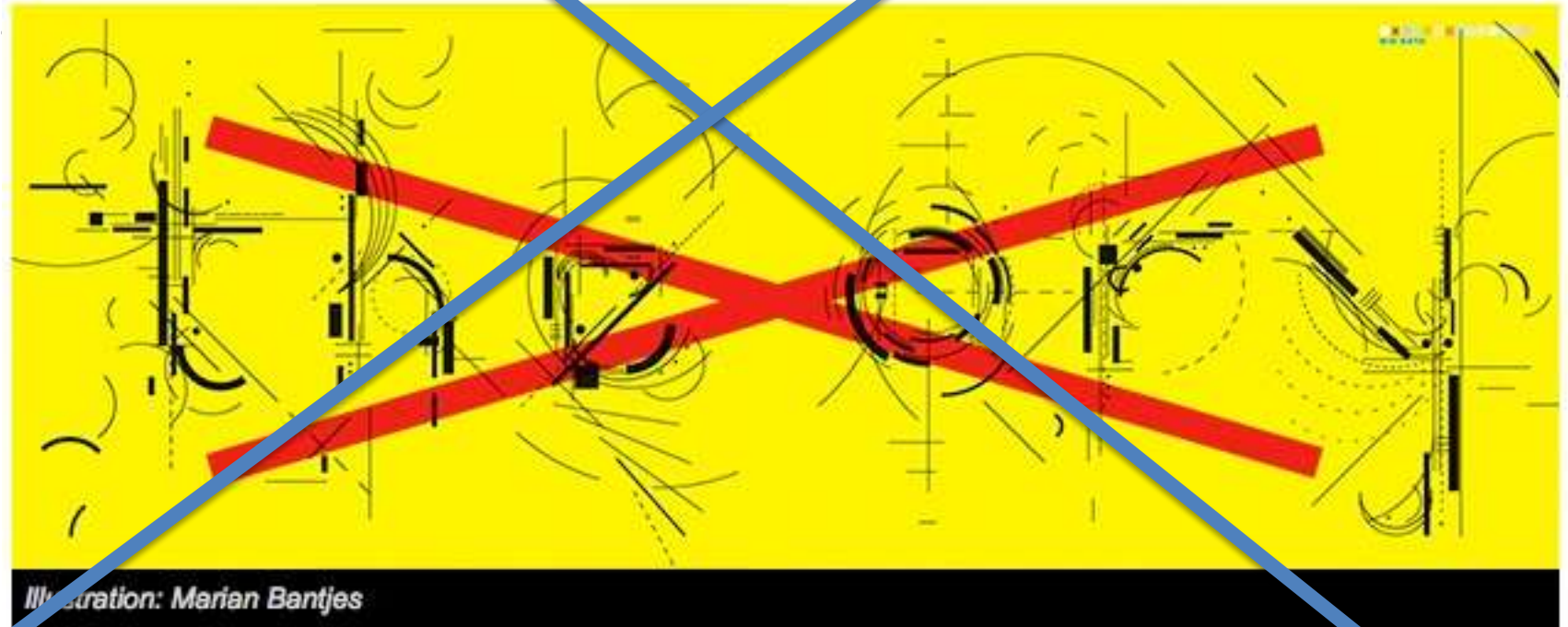
Data are representations of observations, objects, or other entities used as evidence of phenomena for the purposes of research or scholarship.

WIRED MAGAZINE: 16.07

SCIENCE : DISCOVERIES 

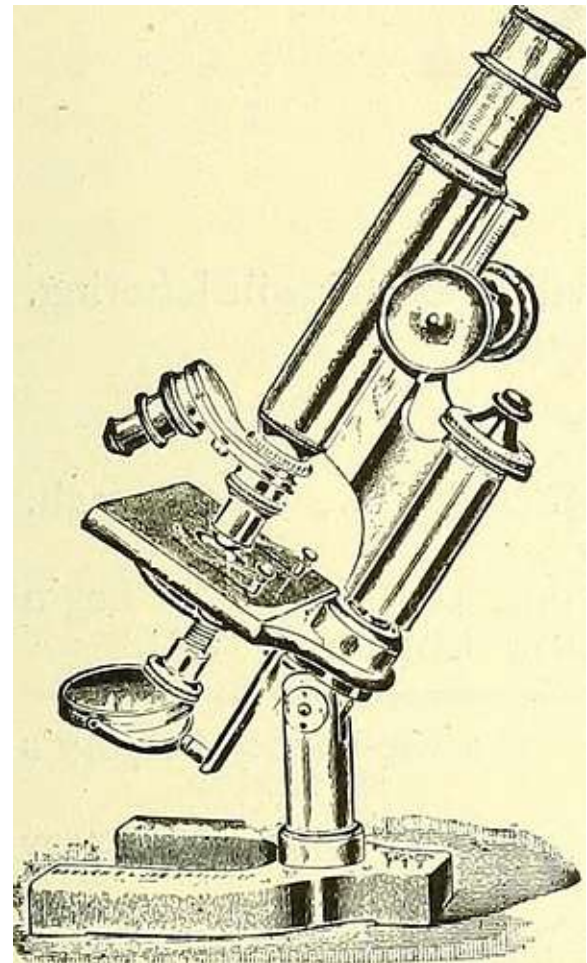
The End of Theory: The Data Deluge Makes the Scientific Method Obsolete

By Chris Anderson  06.23.08



Research process

- Models and theories
- Research questions
- Methods
 - Tools
 - Data sources
 - Practices
 - Infrastructure
 - Domain expertise



Commons photo: Science Gossip, 1894



Telescope for the Sloan Digital Sky Survey, Apache Point, New Mexico

LETTERS

A role for self-gravity at multiple length scales in the process of star formation

Alyssa A. Goodman^{1,2}, Erik W. Rosolowsky^{2,3}, Michelle A. Borkin^{1,4}, Jonathan B. Foster², Michael Halle^{1,4}, Jens Kauffmann^{1,2} & Jaime E. Pineda¹

Self-gravity plays a decisive role in the final stages of star formation, where dense cores (size ~ 0.1 parsecs) inside molecular clouds collapse to form star-plus-disk systems¹. But self-gravity's role at earlier times (and on larger length scales, such as ~ 1 parsec) is unclear; some molecular cloud simulations that do not include self-gravity suggest that 'turbulent fragmentation' alone is sufficient to create a mass distribution of dense cores that resembles, and sets, the stellar initial mass function². Here we report a 'dendrogram' (hierarchical tree-diagram) analysis that reveals that self-gravity plays a significant role over the full range of possible scales traced by ¹³CO observations in the L1448 molecular cloud, but not everywhere in the observed region. In particular, more than 90 per cent of the compact 'pre-stellar cores' traced by peaks of dust emission are projected on the sky within one of the dendrogram's self-gravitating 'leaves'. As these peaks mark the locations of already-forming stars, or of those probably about to form, a self-gravitating cocoon seems a critical condition for their existence. Turbulent fragmentation simulations without self-gravity—even of unmagnetized isothermal material—can yield mass and velocity power spectra very similar to what is observed in clouds like L1448. But a dendrogram of such a simulation³ shows that nearly all the gas in it (much more than in the observations) appears to be self-gravitating. A potentially significant role for gravity in 'non-self-gravitating' simulations suggests inconsistency in simulation assumptions and output, and that it is necessary to include self-gravity in any realistic simulation of the star-formation process on subparsec scales.

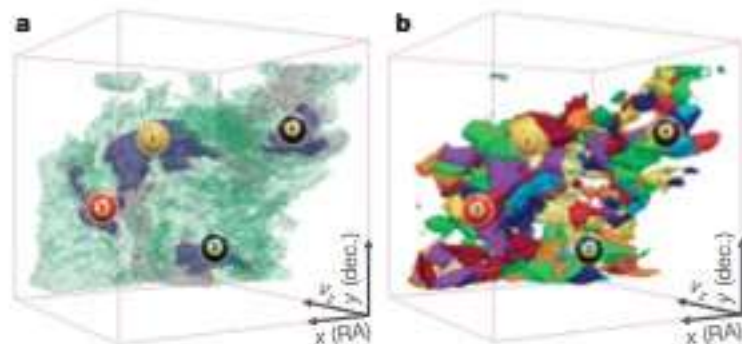
Spectral-line mapping shows whole molecular clouds (typically tens to hundreds of parsecs across, and surrounded by atomic gas) to be marginally self-gravitating⁴. When attempts are made to further break down clouds into pieces using 'segmentation' routines, some self-gravitating structures are always found on whatever scale is sampled^{5,6}. But no observational study to date has successfully used one spectral-line data cube to study how the role of self-gravity varies as a function of scale and conditions, within an individual region.

Most past structure identification in molecular clouds has been explicitly non-hierarchical, which makes difficult the quantification of physical conditions on multiple scales using a single data set. Consider, for example, the often-used algorithm CLUMPFIND⁷. In three-dimensional (3D) spectral-line data cubes, CLUMPFIND operates as a watershed segmentation algorithm, identifying local maxima in the position-position-velocity (p-p-v) cube and assigning nearby emission to each local maximum. Figure 1 gives a two-dimensional (2D) view of L1448, our sample star-forming region, and Fig. 2 includes a CLUMPFIND-decomposition of it based on ¹³CO observations. As with any algorithm that does not offer hierarchically nested or

overlapping features as an option, significant emission found between prominent clumps is typically either appended to the nearest clump or turned into a small, usually 'pathological', feature needed to encompass all the emission being modelled. When applied to molecular-line



Figure 1 | Near-infrared image of the L1448 star-forming region with contours of molecular emission overlaid. The channels of the colour image correspond to the near-infrared bands J (blue), H (green) and K (red), and the contours of integrated intensity are from ¹³CO(1-0) emission. Integrated intensity is non-stochastically, but not quite linearly (see Supplementary Information), related to column density⁸, and it gives a view of 'all' of the molecular gas along lines of sight, regardless of distance or velocity. The region within the yellow box immediately surrounding the protostar has been imaged more deeply in the near-infrared (using Calar Alto) than the remainder of the box (2MASS data only), revealing protostars as well as the scattered starlight known as 'Circumshine'⁹ and outflows (which appear orange in this colour scheme). The four billiard ball labels indicate regions containing self-gravitating dense gas, as identified by the dendrogram analysis, and the leaves they identify are best shown in Fig. 2a. Asterisks show the locations of the four most prominent embedded young stars or compact stellar systems in the region (see Supplementary Table 1), and yellow circles show the millimetre-dust emission peaks identified as star-forming or 'pre-stellar' cores.



Click to rotate

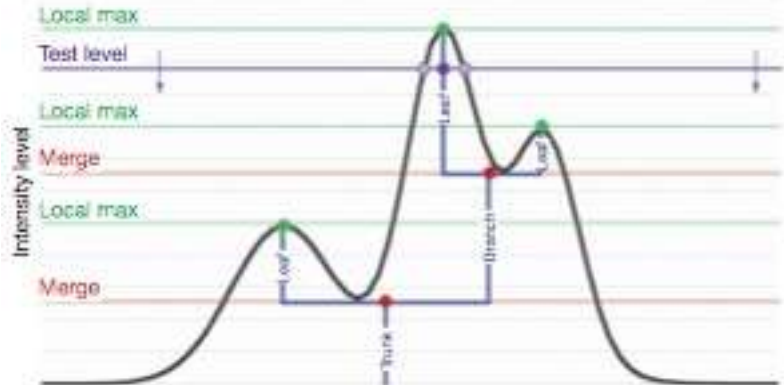
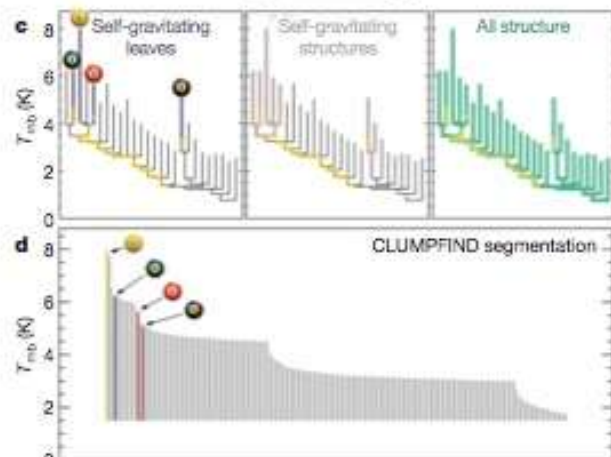
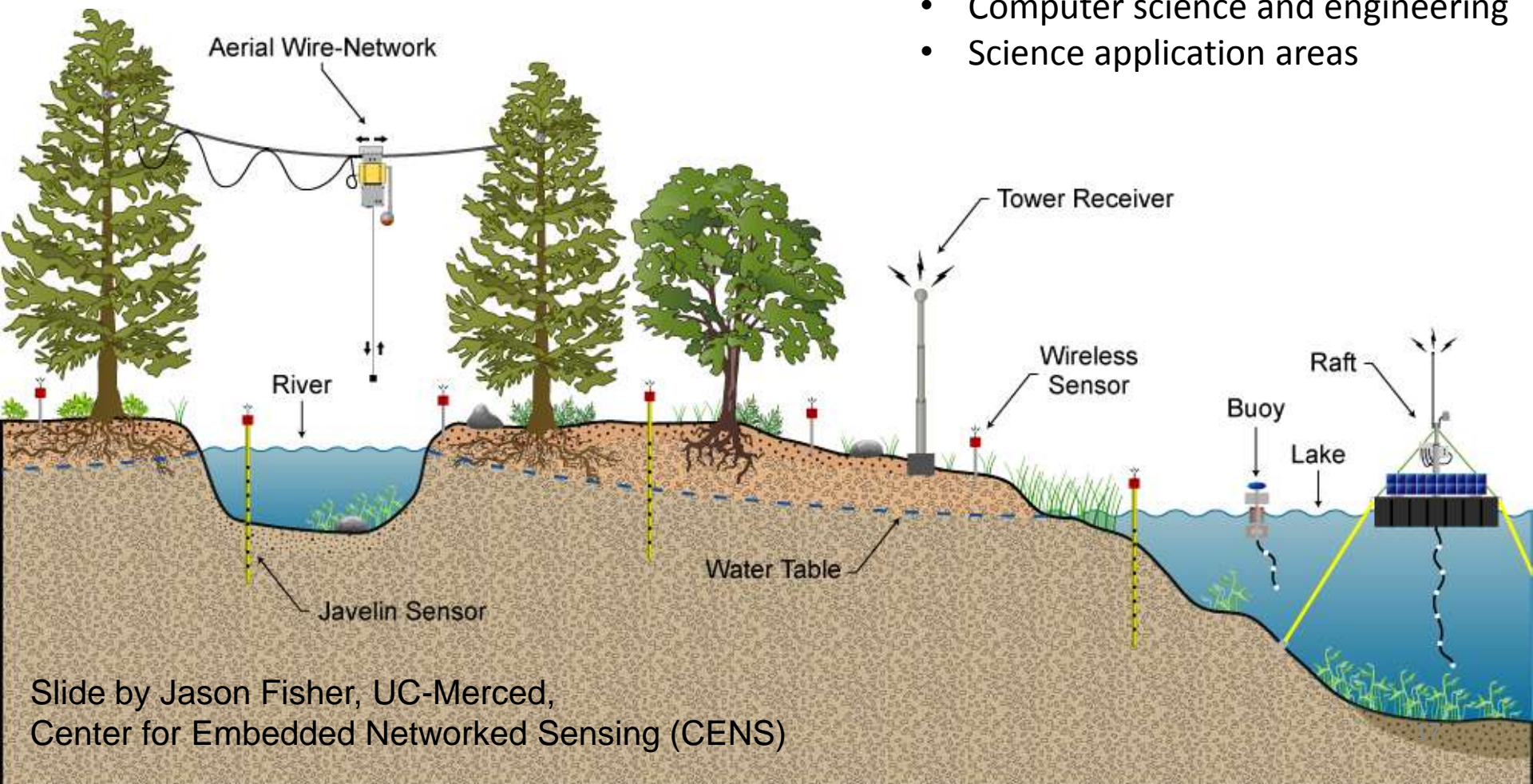


Figure 3 | Schematic illustration of the dendrogram process. Shown is the

¹Initiative in Innovative Computing at Harvard, Cambridge, Massachusetts 02138, USA. ²Harvard-Smithsonian Center for Astrophysics, Cambridge, Massachusetts 02138, USA. ³Department of Physics, University of British Columbia, Vancouver, British Columbia V1V 9Z7, Canada. ⁴Surgical Planning Laboratory and Department of Radiology, Brigham and Women's Hospital, Harvard Medical School, Boston, Massachusetts 02115, USA. ⁵Present address: School of Engineering and Applied Sciences, Harvard University, Cambridge, Massachusetts 02138, USA.

Center for Embedded Networked Sensing

- NSF Science & Tech Ctr, 2002-2012
- 5 universities, plus partners
- 300 members
- Computer science and engineering
- Science application areas



Slide by Jason Fisher, UC-Merced,
Center for Embedded Networked Sensing (CENS)

Science \leftrightarrow Data

Engineering researcher:
“Temperature is temperature.”



CENS Robotics team

Biologist: ***“There are hundreds of ways to measure temperature.*** *‘The temperature is 98’ is low-value compared to, ‘the temperature of the surface, measured by the infrared thermopile, model number XYZ, is 98.’ That means it is measuring a proxy for a temperature, rather than being in contact with a probe, and it is measuring from a distance. The accuracy is plus or minus .05 of a degree. I [also] want to know that it was taken outside versus inside a controlled environment, how long it had been in place, and the last time it was calibrated, which might tell me whether it has drifted..”*

The Pisa Griffin Project

The aim of this project is to perform a comparative study of three artworks (bronze casts of Islamic provenance), to discover evidence of similarities and to get new insight on their origin.

Probably produced within the Islamic Mediterranean in the eleventh century, the Griffin has incised on its body a long inscription in Arabic expressing good wishes. Captured by the Pisans, it underwent an extraordinary transformation: for centuries it was a terrifying, sound-producing guardian figure on top of the roof of Pisa Cathedral. The present project is focused on the Griffin but also includes alongside it other bronze animal sculptures such as a Lion and a Falcon. It is hoped that the interdisciplinary study of the Griffin will shed light on the significance of such objects in a global Mediterranean culture.

Videos

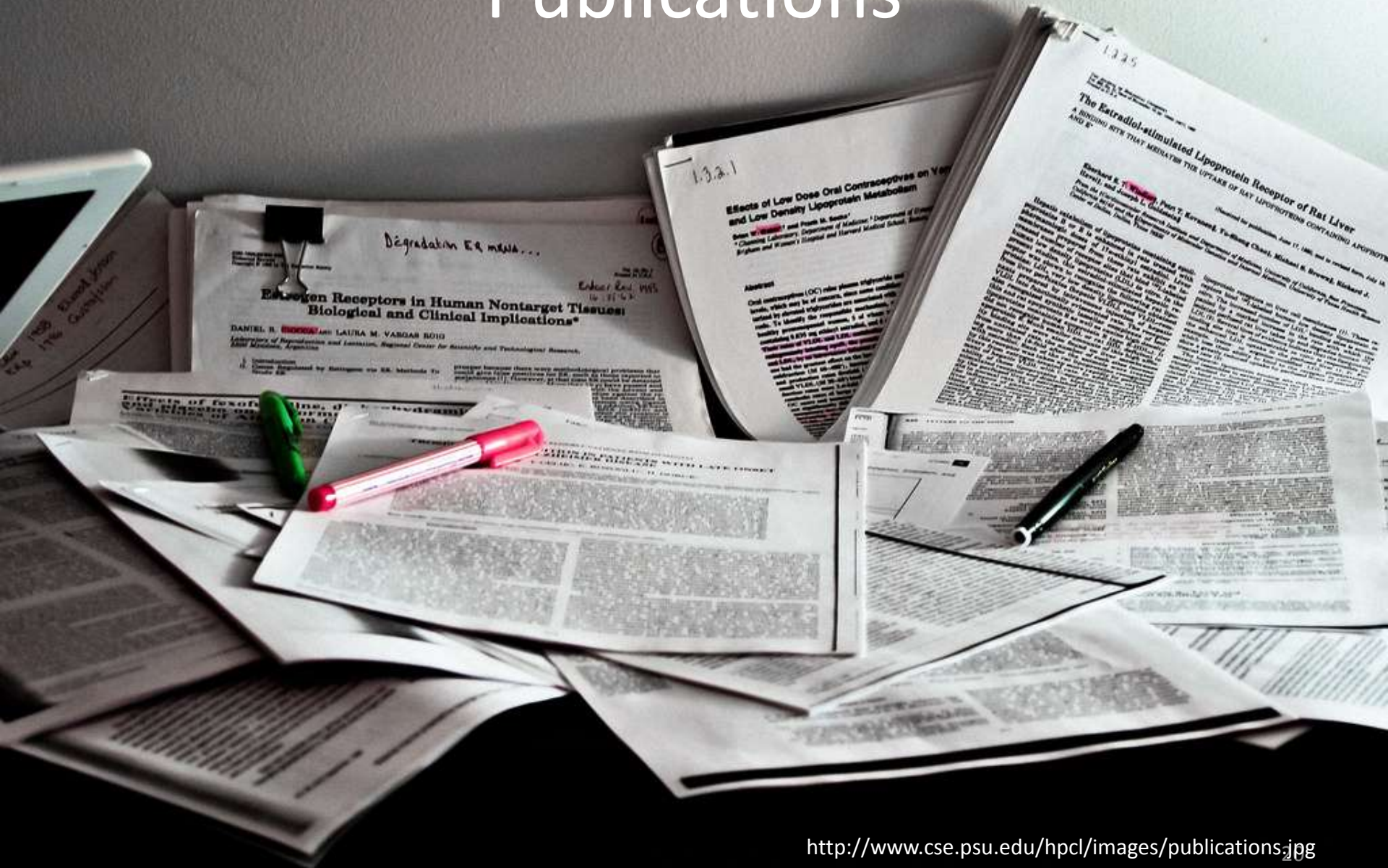
The Pisa Griffin: an introduction




<http://vcg.isti.cnr.it/griffin/>

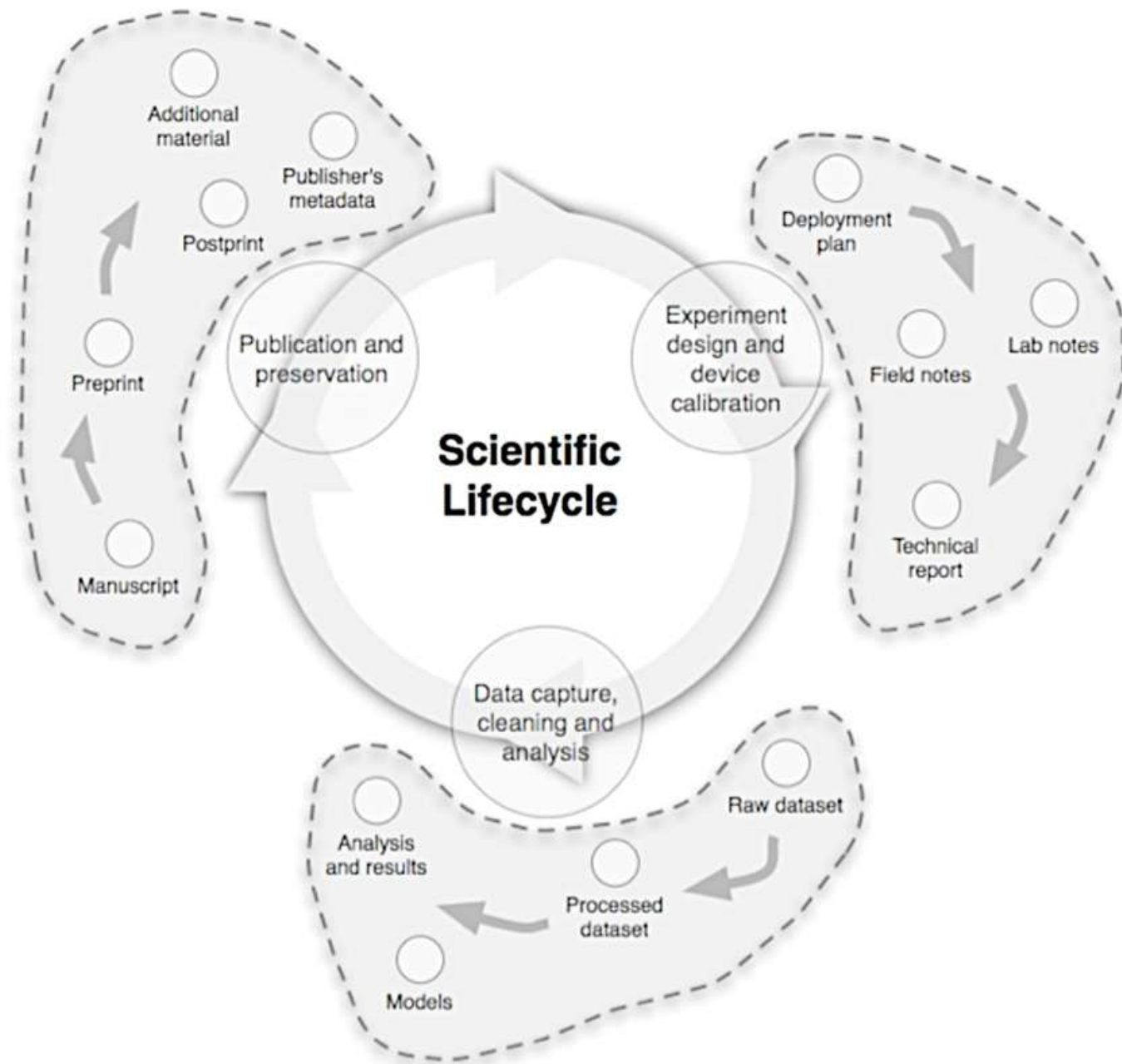
Arte islamica, ippogrifo, XI sec 03, own work

Publications



Publications





Pepe, A., Mayernik, M. S., Borgman, C. L. & Van de Sompel, H. (2010). From Artifacts to Aggregations: Modeling Scientific Life Cycles on the Semantic Web. *Journal of the American Society for Information Science and Technology*, 61(3): 567–582.

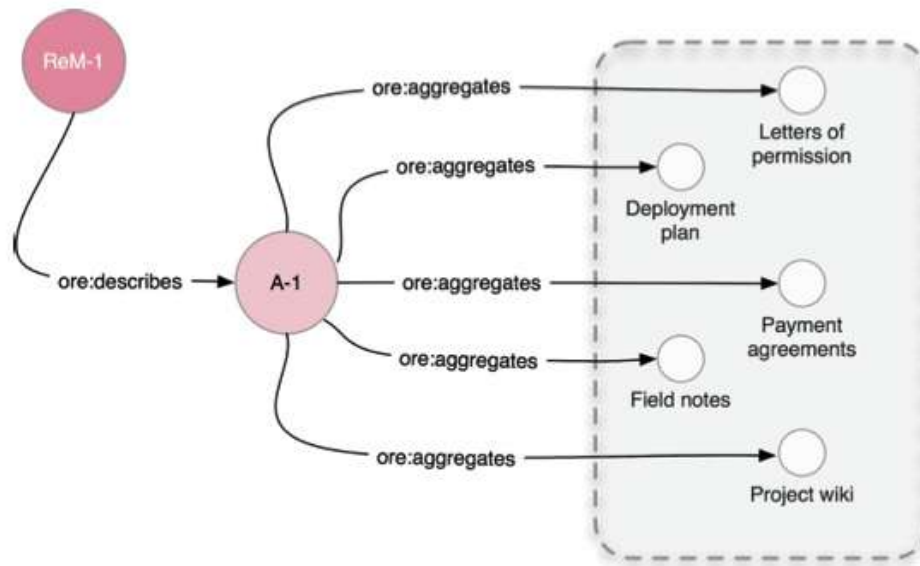


FIG. 4. ORE Aggregation representing the first stage of the scientific life cycle of a sensor network application in seismology (experiment and deployment planning).

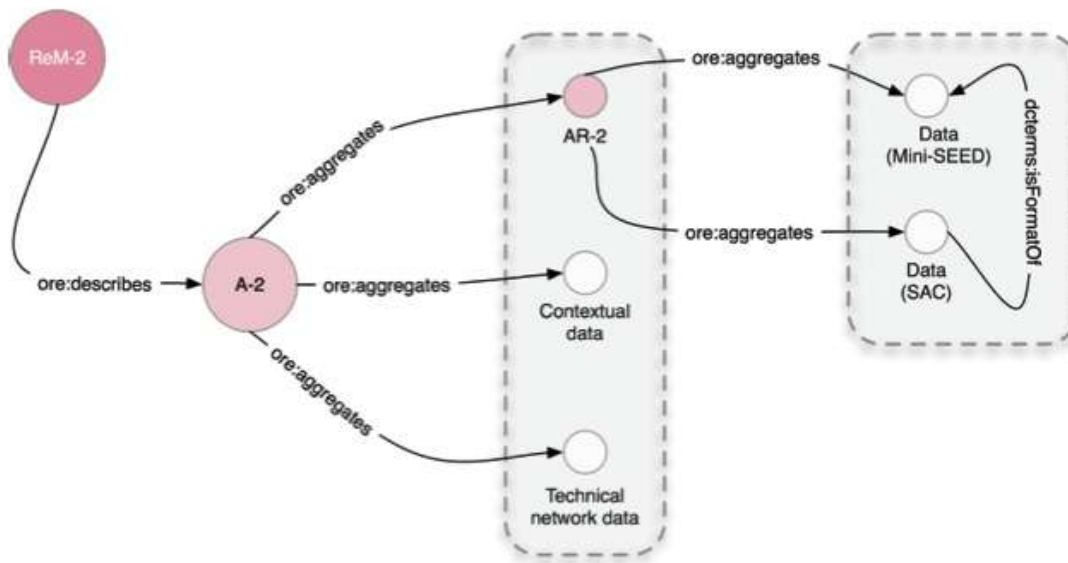
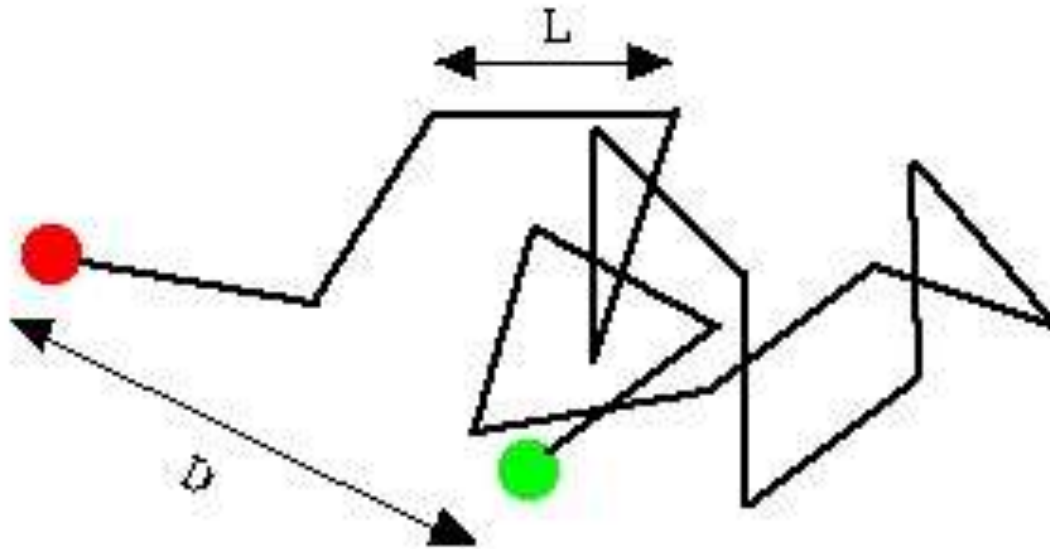


FIG. 5. ORE Aggregation representing the second stage of the scientific life cycle of a sensor network application in seismology (data collection).

Random walk

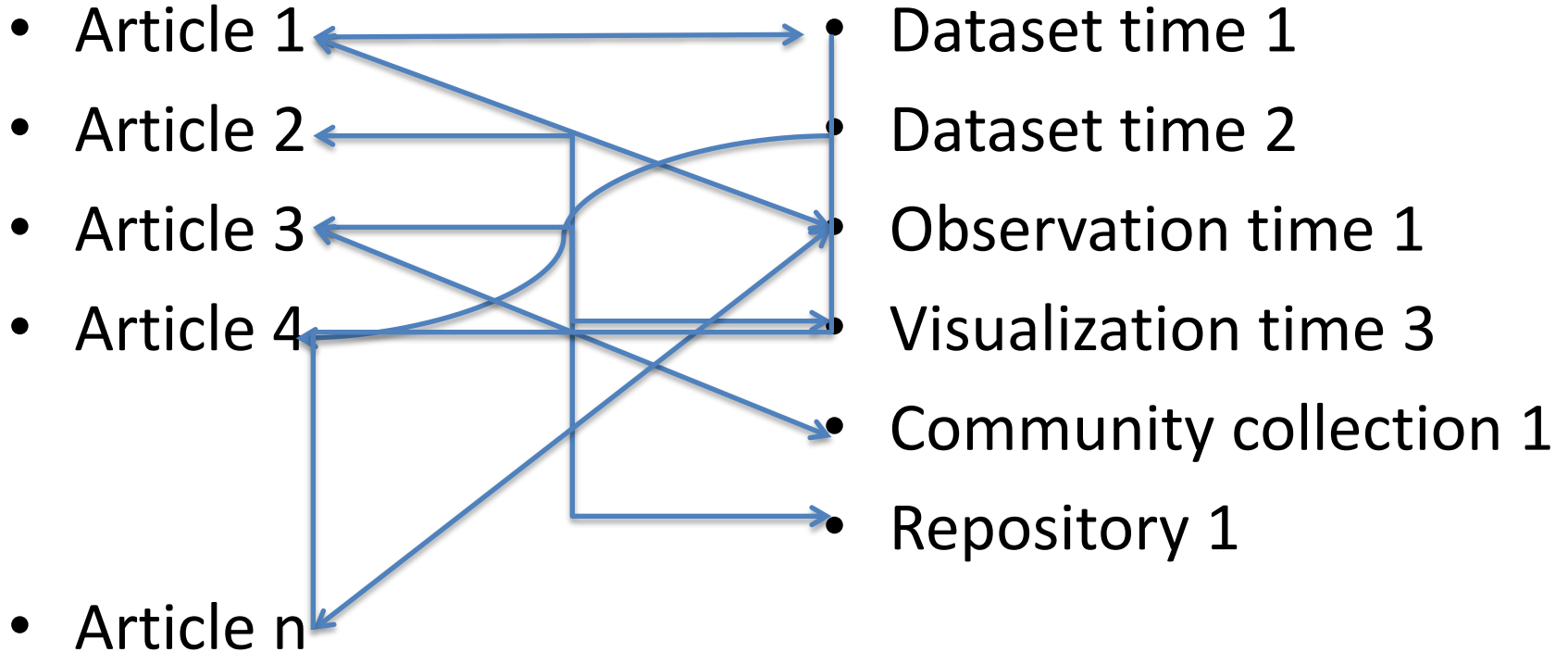


Publications \leftrightarrow Data: Role

Publications are arguments made by authors, and data are the evidence used to support the arguments.



Publications \leftrightarrow Data: Mapping




Publications \leftrightarrow Data: Attribution

- Publications
 - Independent units
 - Authorship is negotiated
- Data
 - Compound objects
 - Ownership is rarely clear
 - Attribution
 - Long term responsibility: Investigators
 - Expertise for interpretation: Data collectors and analysts



Publications \leftrightarrow Data: Citations

“If publications are the stars and planets of the scientific universe, data are the ‘dark matter’ – influential but largely unobserved in our mapping process”*



*Micah Altman, CODATA-ICSTI Task Group on Data Citation Standards and Practices, 2013, p. 54

Bibliometrics, Scientometrics, Informetrics, Webometrics...

data—associating stored genes with nonidentifying numbers—to protect privacy.¹⁹ Other guidelines recommend anonymization in contexts such as electronic commerce,²⁰ internet service provision,²¹ data mining,²² and national security data sharing.²³ Academic researchers rely heavily on anonymization to protect human research subjects, and their research guidelines recommend anonymization generally,²⁴ and specifically in education,²⁵ computer network monitoring,²⁶ and health studies.²⁷ Professional statisticians are duty-bound to anonymize data as a matter of professional ethics.²⁸

Market pressures sometimes compel businesses to anonymize data. For example, companies like mint.com and wesabe.com provide web-based personal finance tracking and planning.²⁹ One way these companies add value is by aggregating and republishing data to help their customers compare their spending with that of similarly situated people.³⁰ To make customers comfortable with this type of data sharing, both mint.com and wesabe.com promise to anonymize data before sharing it.³¹

Architecture, defined in Lessig's sense as technological constraints,³² often forces anonymization, or at least makes anonymization the default choice. As one example, whenever you visit a website, the distant computer with which you communicate—also known as the web server—records some information

19. Roberto Andorno, *Population Genetic Databases: A New Challenge to Human Rights, in ETHICS AND LAW OF INTELLECTUAL PROPERTY 39* (Christen Link, Nils Happe & Roberto Andorno eds., 2007).

20. ALLEN BERSON & LARRY BURRO, *MASTER DATA MANAGEMENT AND CUSTOMER DATA INTERLATION FOR A GLOBAL ENTERPRISE* 358–39 (2007).

21. See *Ashtu Fair* IIA.3.b.

22. CLK. GUPTA, *INTRODUCTION TO DATA MINING WITH CASE STUDIES* 432 (2006).

23. MARBLE FOUND, *TASK FORCE, CREATING A TRUSTED NETWORK FOR HOMELAND SECURITY* 144 (2003), available at http://www.marble.org/downloads/marble_tsf_report2_full_report.pdf.

24. See THE SAGE ENCYCLOPEDIA OF QUALITATIVE RESEARCH METHODS 196 (Lisa M. Given ed., 2008) (entry for “Data Security”).

25. LOUIS COHEN ET AL., *RESEARCH METHODS IN EDUCATION* 189 (2003).

26. See Roaming Pang et al., *The Devil and Packet Tracer Anonymization*, 36 *COMP. COMM. REV.* 29 (2006).

27. *BST. OF MED. PROTECTING DATA PRIVACY IN HEALTH SERVICES RESEARCH* 178 (2000).

28. European Union Article 29 Data Protection Working Party, *Opinion 4/2007 on the Concepts of Personal Data*, 01248/07/EN WP 136, at 21 (June 20, 2007) [*hereinafter* 2007 Working Party Opinion], available at http://ec.europa.eu/justice_home6/invoce/docs/wpdocs/2007/wp136_en.pdf.

29. See Eric Barendseff, *Spend and Save the Social Way—Personal Technology*, SEATTLE TIMES, Nov. 5, 2008, at A9.

30. See Carolyn Y. Johnson, *Online Social Networking Meets Personal Finance*, N.Y. TIMES, Aug. 7, 2007, available at <http://www.nytimes.com/2007/08/07/technology/07iht-debt.1.7013213.html>.

31. See, e.g., Wesabe, *Security and Privacy*, <http://www.wesabe.com/page/security> (last visited June 12, 2010); Mint.com, *How Mint Personal Finance Management Protects Your Financial Safety*, <http://www.mint.com/privacy> (last visited June 12, 2010).

32. LESSIG, *supra* note 18, at 4.

Aad, G., T. Abajyan, B. Abbott, J. Abdallah, S. Abdel Khalek, A. A. Abdelalim, O. Abidinov, et al. 2012. “Observation of a New Particle in the Search for the Standard Model Higgs Boson with the ATLAS Detector at the LHC.” *Physics Letters [Part B]* 716 (1):1–29. doi:10.1016/j.physletb.2012.08.020.

Abbate, Janet. 1999. *Inventing the Internet*. Cambridge, MA: MIT Press.

Accomazzi, Alberto. 2010. “Astronomy 3.0 Style.” *Astronomical Society of the Pacific Conference Series* 433: 273–281.

Accomazzi, Alberto, and Rahul Dave. 2011. “Semantic Interlinking of Resources in the Virtual Observatory Era.” *Astronomical Society of the Pacific Conference Series* 442: 415–424. doi: arXiv:1103.5958.

Acropolis Museum. 2013. “The Frieze.” <http://www.theacropolismuseum.gr/en/content/frieze-0>.

Agosti, Maristella, and Nicola Ferro. 2007. “A Formal Model of Annotations of Digital Content.” *ACM Transactions on Information Systems* 26 (1). doi:10.1145/1292591.1292594.

Agre, Philip E. 1994. “From High Tech to Human Tech: Empowerment, Measurement, and Social Studies of Computing.” *Computer Supported Cooperative Work* 3 (2):167–195. doi:10.1007/BF00773446.

Ahn, Christopher P., Rachael Alexandroff, Carlos Allende Prieto, Scott F. Anderson, Timothy Anderton, Brett H. Andrews, Éric Aubourg, et al. 2012. “The Ninth Data Release of the Sloan Digital Sky Survey: First Spectroscopic Data from the SDSS-III Baryon Oscillation Spectroscopic Survey.” *Astrophysical Journal* 203:21. doi:10.1088/0067-0049/203/2/21.

Akyildiz, I. F., W. Su, Y. Sankarasubramaniam, and E. Cayirci. 2002. “Wireless Sensor Networks: A Survey.” *Computer Networks* 38 (4):393–422. doi:10.1016/S1389-1286(01)00302-4.

Ohm, P. (2010). Broken Promises of Privacy: Responding to the Surprising Failure of Anonymization. *UCLA Law Review*, 57, 1701.

Borgman, C. L. (2015). *Big Data, Little Data, No Data: Scholarship in the Networked World*. Cambridge MA: MIT Press.

Altmetrics

OPEN ACCESS PEER-REVIEWED
RESEARCH ARTICLE

14,616 VIEWS 7 CITATIONS 81 SAVES 284 SHARES

If We Share Data, Will Anyone Use Them? Data Sharing and Reuse in the Long Tail of Science and Technology

Jillian C. Wallis, Elizabeth Rolando, Christine L. Borgman

Published: July 23, 2013 • DOI: 10.1371/journal.pone.0067332

- Article
- About the Authors
- Metrics
- Comments
- Related Content

- Download PDF
- Print
- Share

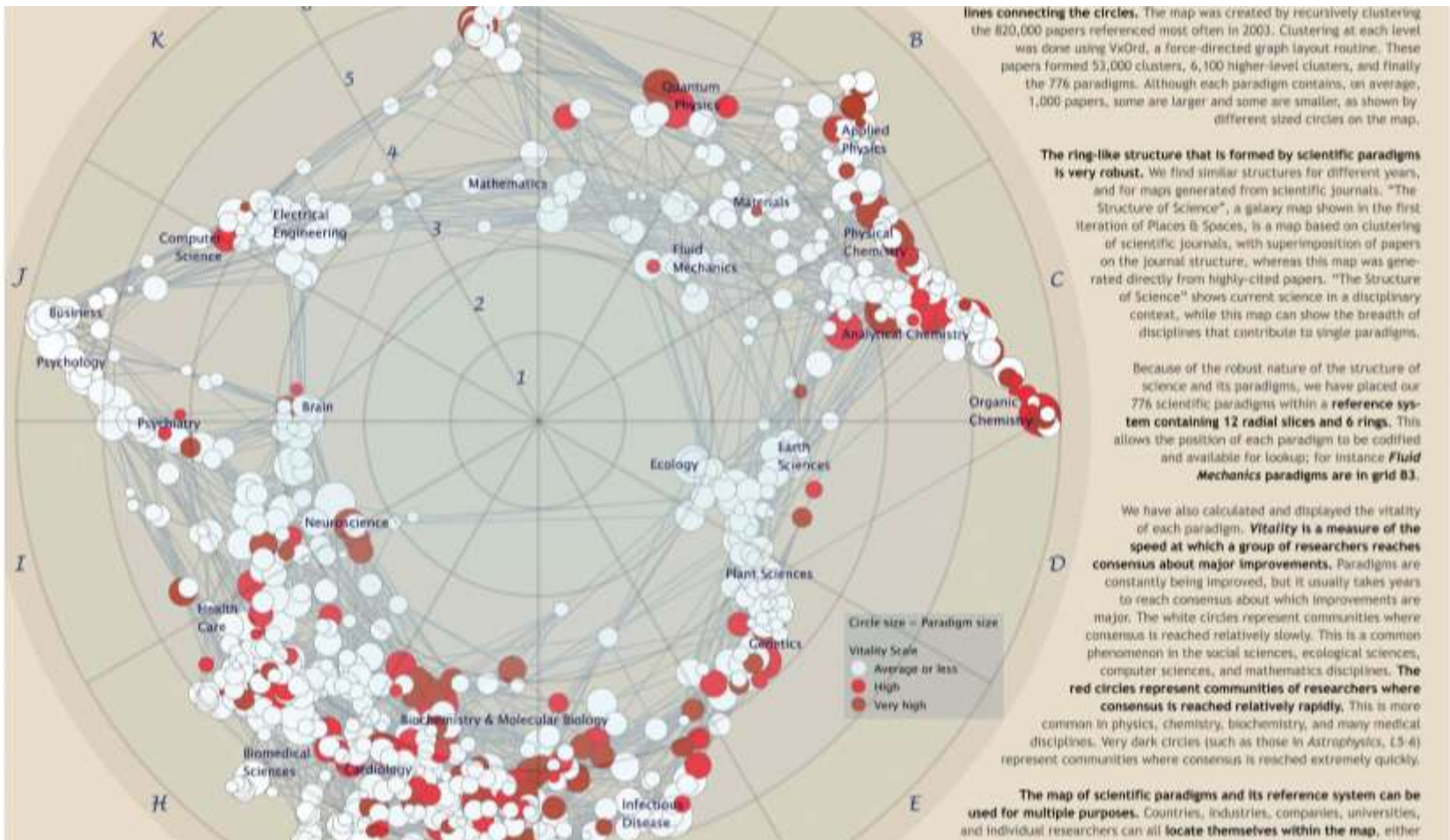
- Abstract
- Introduction
- Literature Review and Background
- Methods
- Results
- Discussion
- Conclusions
- Acknowledgments
- Author Contributions
- References
- Reader Comments (1)
- Figures

Abstract

Research on practices to share and reuse data will inform the design of infrastructure to support data collection, management, and discovery in the long tail of science and technology. These are research domains in which data tend to be local in character, minimally structured, and minimally documented. We report on a ten-year study of the Center for Embedded Network Sensing (CENS), a National Science Foundation Science and Technology Center. We found that CENS researchers are willing to share their data, but few are asked to do so, and in only a few domain areas do their funders or journals require them to deposit data. Few repositories exist to accept data in CENS research areas.. Data sharing tends to occur only through interpersonal exchanges. CENS researchers obtain data from repositories, and occasionally from registries and individuals, to provide context, calibration, or other forms of background for their studies. Neither CENS researchers nor those who request access to CENS data appear to use external data for primary research questions or for replication of studies. CENS researchers are willing to share data if they receive credit and retain first rights to publish their results. Practices of releasing, sharing, and reusing of data in CENS reaffirm the gift culture of scholarship, in which goods are bartered between trusted colleagues rather than treated as commodities.

- CrossMark
- ### Subject Areas
- Data management
 - Data processing
 - Oceans
 - Research laboratories
 - Science policy
 - Scientists
 - Seismology
 - Surveys

Mapping Scholarship





UC Faculty Adopt Open Access Policy

Charting a new direction in scholarly communication

» Learn more

UC OPEN ACCESS POLICY

Learn more ▶

DEPOSIT

WAIVER

FAQ

Popular Research This Month

1. Ebola Virus Disease: Essential Public He...
2. An Introduction To Green Marketing
3. How Languages are Learned
4. A Spectral Analysis of World GDP Dynamic...
5. Making Data Count: A Data Metrics Pilot ...

» SEE MORE

Manage Your Publications

Books

Publish online.
Print on demand.

Journals

Peer review and MS management made simple.

Working Papers

Share your research before it gets stale (or scooped).

Previously Published Works

Open your publications to the world.

Conferences

Plan your meeting.
Publish the results.


eScholarship by the Numbers

Views Since 2002:	23,216,720
Publications:	75,712
Research Units:	338
Journals:	70




Research data: Scholars' concerns

- Research data management policies
- Expertise, curation, stewardship, resources
- Open records laws
- Human subjects regulations



Publication data: Scholars' concerns

- Library management
- Academic personnel records
- Evaluation and credit
- Public-private partnerships
- Data governance...



Metrics from Open Data

Searches for author: Christine Borgman, Christine L. Borgman, CL Borgman
(excluding other C Borgman authors) on July 28, 2014

Source	Publications	Citations received	H-index
Google Scholar (Google)	380	7766	39
Web of Science (Thomson-Reuters)	145	1629	20
Scopus (Elsevier)	77	1314	14 (after 1995)

Home / Featured / Kent Wada and Christine Borgman Lead Data Governance Task Force

KENT WADA AND CHRISTINE BORGMAN LEAD DATA GOVERNANCE TASK FORCE

February 10, 2015 by Stefanie Pietkiewicz



Kent Wada and Christine Borgman

- How should UCLA collect, organize, and use research analytics about our community?
- Who should have access to these data?
 - Within UCLA?
 - In partnership with public and private entities?
- What are the governance principles?
- What are the governance processes?

Attribution of data

- Legal responsibility
 - Licensed data
 - Specific attribution required
- Scholarly credit: contributorship
 - “Author” of data
 - Contributor of data to this publication
 - Colleague who shared data
 - Software developer
 - Data collector
 - Instrument builder
 - Data curator
 - Data manager
 - Data scientist
 - Field site staff
 - Data calibration
 - Data analysis, visualization
 - Funding source
 - Data repository
 - Lab director
 - Principal investigator
 - University research office
 - Research subjects
 - Research workers, e.g., citizen science...



"Creative Commons is a non-profit that offers an alternative to full copyright."

creativecommons.org

Briefly...

Attribution means:

You let others copy, distribute, display, and perform your copyrighted work - and derivative works based upon it - but only if they give you credit.



For Attribution -- Developing Data Attribution and Citation Practices and Standards: Summary of an International Workshop. Washington, D.C.: The National Academies Press. 2012

Discovery and Interpretation


- Identify the form and content
- Identify related objects
- Interpret
- Evaluate
- Open
- Read
- Compute upon
- Reuse
- Combine
- Describe
- Annotate...



Photo by [@kissane](#); presentation by Jason Scott (@textfiles)


Interpretation and replication

- Datasets
- Methods
 - Collection
 - Cleaning
 - Analysis
 - Codebook
- Publications
- Software and code
- Instrumentation



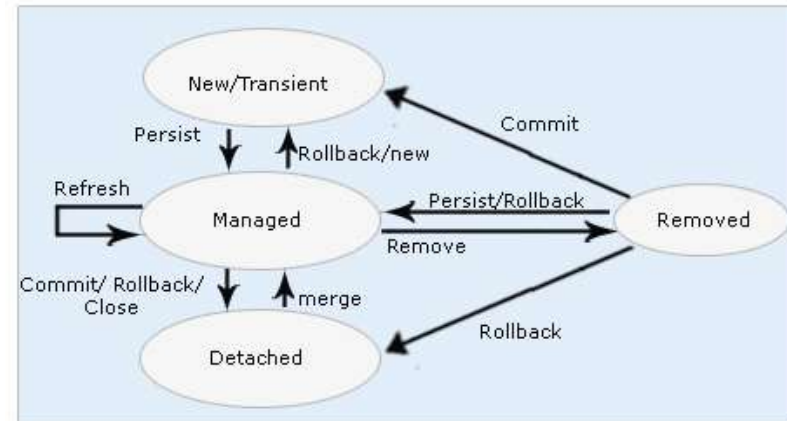
Some ways to release data

- Centralized data production
 - Top down investments in data
 - Common data archive
- Decentralized data production
 - Bottom up investments in data
 - Pool domain resources later
- Domain-independent aggregators
 - University repositories
 - Figshare, Dataverse, DANS...
- Post on lab / personal websites
- Share privately upon request



Identity and persistence

- Identity
 - Identifiers
 - DOI, Handles
 - URI, PURL...
 - Naming and namespaces
 - Authors/creators: ORCID, VIAF...
 - Generic/specific: registry number...
 - Description
 - Self-describing
 - Metadata augmentation
- Persistence
 - Perishable
 - Long-lived
 - Permanent



Persistence Content

Intellectual property

- What can I do with this object?
- What rights are associated?
 - Reuse
 - Reproduce
 - Attribute
- Who owns the rights?
- How open are data?
 - Open data
 - Open bibliography



MODERN DATA SCIENTIST

Data Scientist, the sexiest job of the 21st century, requires a mixture of multidisciplinary skills ranging from an intersection of mathematics, statistics, computer science, communication and business. Finding a data scientist is hard. Finding people who understand who a data scientist is, is equally hard. So here is a little cheat sheet on who the modern data scientist really is.

MATH & STATISTICS

- ☆ Machine learning
- ☆ Statistical modeling
- ☆ Experiment design
- ☆ Bayesian inference
- ☆ Supervised learning: decision trees, random forests, logistic regression
- ☆ Unsupervised learning: clustering, dimensionality reduction
- ☆ Optimization: gradient descent and variants

DOMAIN KNOWLEDGE & SOFT SKILLS

- ☆ Passionate about the business
- ☆ Curious about data
- ☆ Influence without authority
- ☆ Hacker mindset
- ☆ Problem solver
- ☆ Strategic, proactive, creative, innovative and collaborative



PROGRAMMING & DATABASE

- ☆ Computer science fundamentals
- ☆ Scripting language e.g. Python
- ☆ Statistical computing packages: e.g., R
- ☆ Databases: SQL and NoSQL
- ☆ Relational algebra
- ☆ Parallel databases and parallel query processing
- ☆ MapReduce concepts
- ☆ Hadoop and Hive/Pig
- ☆ Custom reducers
- ☆ Experience with xaaS like AWS

COMMUNICATION & VISUALIZATION

- ☆ Able to engage with senior management
- ☆ Story telling skills
- ☆ Translate data-driven insights into decisions and actions
- ☆ Visual art design
- ☆ R packages like ggplot or lattice
- ☆ Knowledge of any of visualization tools e.g. Flare, D3.js, Tableau

<https://github.com/okulbilisim/awesome-datascience>


Data Curation and Stewardship


- Services and tools
- Data management planning
- Selection and appraisal
- Metadata, provenance
- Migration
- Economics
- Infrastructure



Reuse across place and time

- Reuse by investigator
- Reuse by collaborators
- Reuse by colleagues
- Reuse by unaffiliated others
- Reuse at later times
 - Months
 - Years
 - Decades
 - Centuries





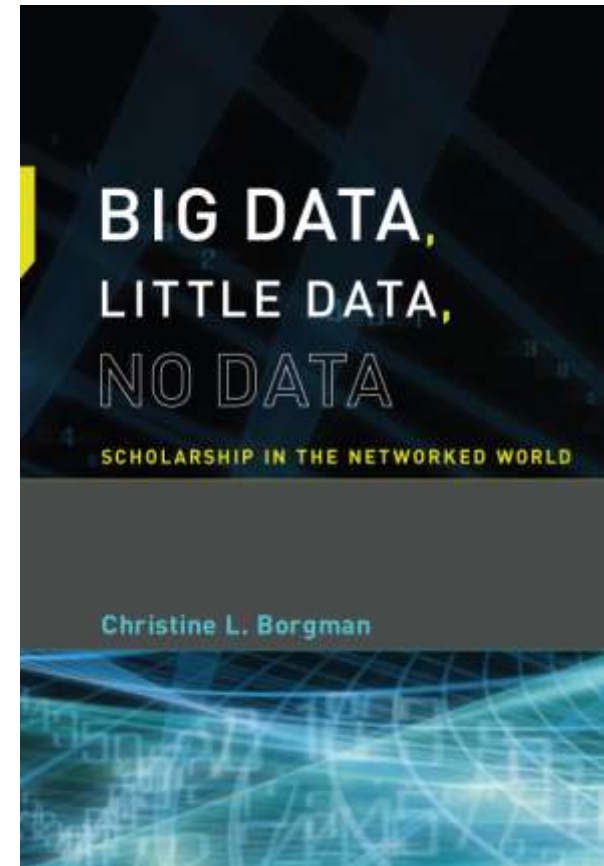
Knowledge Infrastructures:
Intellectual Frameworks and Research Challenges

*Report of a workshop sponsored by the National Science Foundation and the Sloan Foundation
University of Michigan School of Information, 25-28 May 2012*

<http://knowledgeinfrastructures.org>

Big Data, Little Data, No Data: Scholarship in the Networked World

- Part I: Data and Scholarship
 - Ch 1: Provocations
 - Ch 2: What Are Data?
 - Ch 3: Data Scholarship
 - Ch 4: Data Diversity
- Part II: Case Studies in Data Scholarship
 - Ch 5: Data Scholarship in the Sciences
 - Ch 6: Data Scholarship in the Social Sciences
 - Ch 7: Data Scholarship in the Humanities
- Part III: Data Policy and Practice
 - Ch 8: Releasing, Sharing, and Reusing Data
 - Ch 9: Credit, Attribution, and Discovery
 - Ch 10: What to Keep and Why





If Data Sharing is the Answer, What is the Question?

- Alfred P. Sloan Foundation, 1 July 2015 to 30 June 2018; Joshua Greenberg, Program Officer
- UCLA Information Studies, Christine Borgman, Principal Investigator; Peter Darch, Ashley Sands, Irene Pasquetto, Milena Golshan, Bernadette Randles
- **Project Goal**
 - The project will develop new models of scientific data practices that will inform science policy, practice, and the design of knowledge infrastructures.
- **Objectives**
 - Our objectives are to identify how disciplinary configurations, scale, and methods of data collection influence the circulation of data. Our findings will assist multiple stakeholders in improving the transfer of data and knowledge between contexts, in developing and adopting appropriate tools and infrastructure, and in investing in the expertise necessary to leverage scientific data.

DANS promotes **sustained access** to digital research data files and encourages researchers to **archive** and **reuse** data.



ARCHIVING

Deposit your datasets in EASY or send research data and publications to NARCIS.

DEPOSIT



REUSE

Find datasets, publications, researchers, projects and institutions via NARCIS and EASY.

SEARCH



TRAINING & CONSULTANCY

Let DANS advise you on data management and certification of digital archives.

ADVICE FROM DANS

- Questions
 - Who contributes data to DANS?
 - Who retrieves data from DANS?
 - What do people do with data from DANS?
 - What roles do archivists play in these processes?
- Investigators
 - Andrea Scharnhorst
 - Henk van den Berg
 - Christine Borgman
 - Andrew Treloar
 - Herbert van de Sompel

Acknowledgements

UCLA Data Practices team

- * Peter Darch, Milena Golshan, Irene Pasquetto, Ashley Sands, Sharon Traweek, Camille Mathieu

- * Former members:
Rebekah Cummings,
David Fearon, Ariel Hernandez, Elaine Levia, Jaklyn Nunga, Rachel Mandel, Matthew

- * Research funding:
National Science Foundation, Alfred P. Sloan Foundation, Microsoft Research, DANS-Netherlands

- * University of Oxford: Balliol College, Oliver Smithies

