

c.2



Lawrence Berkeley Laboratory

UNIVERSITY OF CALIFORNIA

Accelerator & Fusion Research Division

RECEIVED
LAWRENCE
BERKELEY LABORATORY

DEC 12 1985

LIBRARY AND
DOCUMENTS SECTION

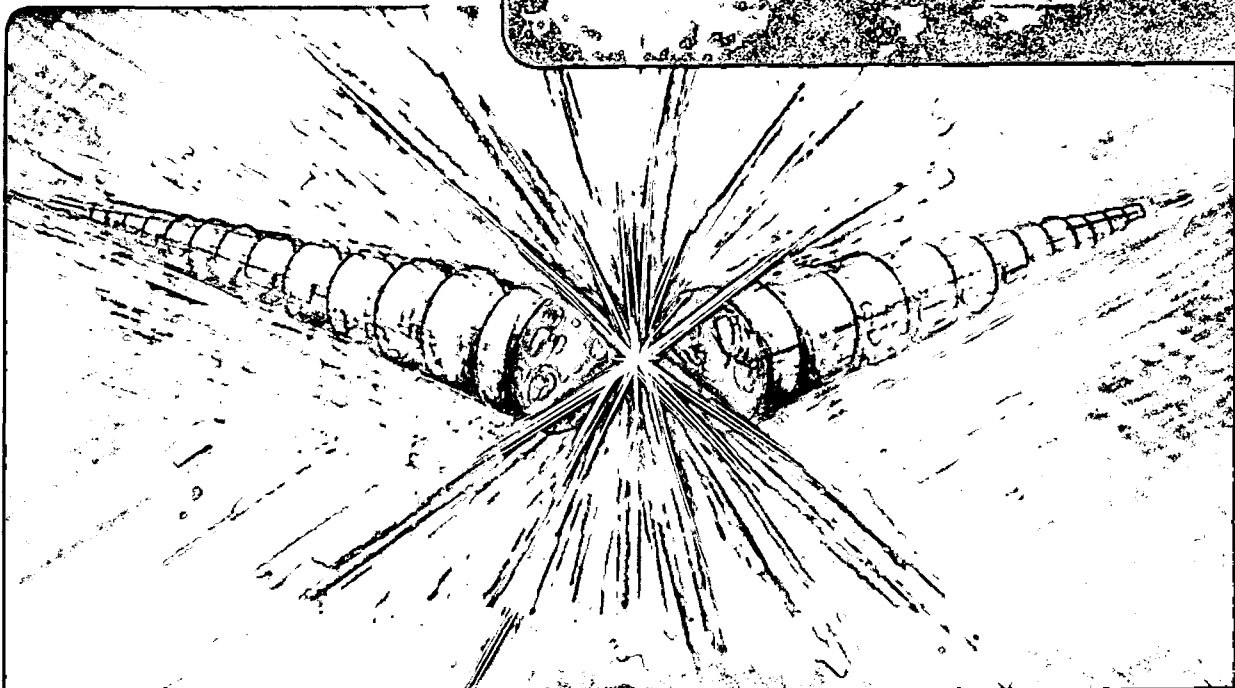
Invited talk presented at the Seventh
International Free Electron Laser Conference,
Granlibakken, CA, September 8-13, 1985

AN ANALYSIS OF SELF-AMPLIFIED SPONTANEOUS EMISSION

K.-J. Kim

November 1985

TWO-WEEK LOAN COPY
*This is a Library Circulating Copy
which may be borrowed for two weeks*



LBL-19991
c.2

DISCLAIMER

This document was prepared as an account of work sponsored by the United States Government. While this document is believed to contain correct information, neither the United States Government nor any agency thereof, nor the Regents of the University of California, nor any of their employees, makes any warranty, express or implied, or assumes any legal responsibility for the accuracy, completeness, or usefulness of any information, apparatus, product, or process disclosed, or represents that its use would not infringe privately owned rights. Reference herein to any specific commercial product, process, or service by its trade name, trademark, manufacturer, or otherwise, does not necessarily constitute or imply its endorsement, recommendation, or favoring by the United States Government or any agency thereof, or the Regents of the University of California. The views and opinions of authors expressed herein do not necessarily state or reflect those of the United States Government or any agency thereof or the Regents of the University of California.

AN ANALYSIS OF SELF-AMPLIFIED SPONTANEOUS EMISSION

Kwang-Je Kim

Center for X-ray Optics
Lawrence Berkeley Laboratory
University of California
Berkeley, California

November 1985

Invited talk presented at the
Seventh International Free Electron Laser Conference
8-13 September 1985
Granlibakken, California

This work was supported by the U.S. Department of Energy
under Contract No. DE-AC03-76SF00098.

AN ANALYSIS OF SELF-AMPLIFIED SPONTANEOUS EMISSION

Kwang-Je Kim

Center for X-ray Optics
Lawrence Berkeley Laboratory
University of California
Berkeley, California 94720

November 1985

Abstract

The following analysis develops a classical theory of how a signal evolves from the initial incoherent spontaneous emission in long undulators. The theory is based on the coupled Klimontovich-Maxwell equations. Formulas for the radiated power, spectral characteristics and electron correlations are derived. The saturation due to nonlinear effects is studied using a quasi-linear extension of the theory. The results agree reasonably well with the recent Livermore experiment in the microwave range. Performance of a possible high-gain free electron laser in a short-wavelength region is evaluated.

I. Introduction

As an electron beam passes through an undulator, the initial random field of spontaneous radiation becomes amplified in intensity and enhanced in coherence characteristics. This process can be called self-amplified spontaneous emission (SASE), and it arises because the interaction between the radiation field and the beam causes a bunching in the beam. An understanding of SASE is important in characterizing the performance of a high-gain free electron laser, operating in a single-pass mode to circumvent the need for mirrors, in the short-wavelength region [1].

To analyze SASE, it is necessary to generalize the usual free electron laser (FEL) analysis in two respects. First, a continuum of the frequency range around the resonant frequency must be explored since the spectrum characteristics change as the system evolves. Second, the discreteness of the electron distribution must be taken into account, since otherwise spontaneous emission is not possible. This is accomplished in this paper by working with the Klimontovich distribution function [2], rather than Vlasov's. The coupled Klimontovich-Maxwell equations are solved by perturbation theory, in which deviations of the fine-grained distribution from the smooth average is regarded as being a first-order quantity. One finds that the radiation field is composed of two terms. The first term is proportional to the input coherent signal and describes the well-known FEL gain process. The second term is proportional to the sum of random phase factors and represents the SASE process.

The radiation intensity corresponding to the SASE term reduces to the well-known result for spontaneous emission in the limit of small interaction. In the regime of exponential growth, one obtains an explicit formula for the power and the spectral characteristics of the SASE radiation, as well as insights into the correlation properties of the electron beam distribution. The exponential growth saturates eventually due to nonlinear effects, which can be analyzed in a quasi-linear approximation [3]. These results are then used to discuss the recent microwave FEL experiment at Livermore [4] and to assess the performance of a high-gain, single-pass FEL in the short-wavelength region [5].

II. The Klimontovich-Maxwell Equations

The average energy of the electron beam will be denoted by $mc^2\gamma_0$ (m = electron mass, c = velocity of light). The beam travels along the z -direction through an undulator of period length λ_u with a peak magnetic field B_0 . The resonant frequency ω_1 and the corresponding wavelength λ_1 are given by

$$\omega_1 = \frac{2\pi c}{\lambda_1} = k_u c \frac{2\gamma^2}{1 + K^2/2}, \quad (1)$$

where $K = eB_0/mck_u$, e = electron charge and $k_u = 2\pi/\lambda_u$. (MKS units are used throughout this paper.) For a one-dimensional case, the electric field can be represented by

$$E(z, t) = \frac{\omega_1}{\sqrt{2\pi}} \int_{-\infty}^{\infty} dv A'(v, z) e^{i v \omega_1 (t - z/c)} \quad (2)$$

A' in Eq. (2) is a complex amplitude slowly varying in z and is peaked around $|v| \sim 1$. Although the theory can be readily generalized to higher harmonic, the focus in this paper will be the fundamental frequency.

The distance z from the undulator entrance will be chosen as the independent variable. The dependent variables describing the motion of the i -th electron are

$$\theta_i = k_u z - \omega_1 (\bar{t}_i(z) - z/c), \quad (3)$$

$$n_i = \frac{\gamma_i - \gamma_0}{\gamma_0} \quad . \quad (4)$$

Here $t_i(z)$ is the time at which the electron passes through z , averaged over the wiggling motion. The equations of motion, usually known as the pendulum equations, are as follows:

$$\frac{d\theta_i}{dz} = 2k_u n_i \quad , \quad (5)$$

$$\frac{dn_i}{dz} = \frac{e K [JJ]}{2\gamma_0^2 mc^2} \tilde{A}(\theta_i) \quad . \quad (6)$$

Here

$$[JJ] = [J_0(\xi) - J_1(\xi)], \quad \xi = \frac{k^2}{4(1 + K^2/2)} \quad , \quad (7)$$

$$\tilde{A}(\theta) = \frac{1}{\sqrt{2\pi}} \int_{-\infty}^{\infty} dv A(v) e^{-iv\theta} \quad , \quad (8)$$

$$A(v) = A'(v) e^{-i\Delta v k_u z} \quad , \quad (9)$$

$$\Delta v = v - 1 \quad . \quad (10)$$

The Klimontovich distribution function is

$$\begin{aligned} \tilde{F}(\theta, n, z) &= \frac{2\pi}{N_\lambda} \sum_i \delta(\theta - \theta_i(z)) \delta(n - n_i(z)) \\ &= V(n) + \delta\tilde{F}(\theta, n, z) \quad . \end{aligned} \quad (11)$$

Here N_λ is the number of electrons within a longitudinal distance equal to λ_1 and $V(\eta)$ is the smoothed initial distribution function (normalized so that $\int V d\eta = 1$), the distribution in θ being assumed uniform. $\delta\tilde{F}$ in Eq. (11) contains the deviation from the smooth background, as well as the effects of the interaction, and will be treated as a small, first-order quantity. The continuity equation in $\theta - \eta$ space becomes

$$\left(\frac{\partial}{\partial z} + 2k_u \eta \frac{\partial}{\partial \theta}\right) \delta\tilde{F} + \frac{eK[\text{JJ}]}{2\gamma_0^2 mc^2} \tilde{A}(\theta) \frac{\partial}{\partial \eta} V(\eta) = 0 \quad (12)$$

In equation (12), a term containing the product $A(\theta)\delta\tilde{F}$ has been dropped as being a second-order term. Later, the term will be retained to study the saturation effects in a quasi-linear theory.

The Maxwell equation is

$$\left(\frac{\partial}{\partial z} - i\Delta v k_u\right) A(v, z) = -\frac{K[\text{JJ}]j}{4\gamma_0 \omega_1} \int \delta F(v, \eta) d\eta \quad , \quad (13)$$

where j is the current density, $Z_0 = 377$ Ohms and

$$\delta F(v, \eta) = \frac{1}{\sqrt{2\pi}} \int e^{i v \theta} \delta\tilde{F}(\theta, \eta) d\theta \quad . \quad (14)$$

III. The Solutions

The coupled Klimontovich-Maxwell equations, Eqs. (12) and (13), are identical in structure to the usual Vlasov-Maxwell equations and can be solved in linear theory with the Laplace-transform technique. One obtains

$$A(v, z) = \oint \frac{dx}{2\pi i} \frac{e^{-2ik_u z x}}{D(x, v)} \left(A(v, 0) + d \int d\eta \frac{\delta F(v, \eta, 0)}{x + \eta v} \right), \quad (15)$$

where $d = K[JJ]Z_0 j / 8i\gamma_0 \omega_1 k_u$. The contour integration in Eq. (15) effects the inverse Laplace transformation and should enclose the appropriate poles in the integrand. In addition to poles of kinematic origin, the poles obtained by solving the dispersion relation

$$D(x, v) = x + \frac{\Delta v}{2} + \rho^3 \int d\eta \frac{dV/d\eta}{x + \eta v} = 0, \quad (16)$$

determine the dynamics of the system. Here ρ is a dimensionless parameter characterizing the interaction strength [6] and is given by

$$\rho = \left(\frac{eK[JJ]Z_0 j}{32 \gamma_0^2 mc^2 k_u^2} \right)^{1/3}. \quad (17)$$

Equation (16) is essentially the cubic equation known in the literature [7], but generalized to include the effect of the beam energy spread and the detuning in frequency.

Equation (15) gives the solution in terms of the initial condition $A(v, 0)$ and $\delta F(v, \eta, 0)$. The term proportional to the former describes the amplification of the coherent input signal and reproduces the well-known theory of FEL interaction [8]. Since the main purpose of this paper is to study the SASE process, the first term will not be considered further. The second term, the SASE term, contains a sum of stochastic phase factors which vanishes if averaged over macroscopically equivalent ensembles. However, physically meaningful quantities are quadratic in fields and can be computed by using the relation [2]

$$\langle \delta \tilde{F}(\theta, n, 0) \delta \tilde{F}(\theta', n', 0) \rangle = \frac{2\pi}{N_\lambda} \delta(\theta - \theta') \delta(n - n') V(n), \quad (18)$$

where the angular brackets denote the ensemble average.

The spectral distribution of power is given by

$$\frac{dP}{d\omega} = \frac{2c\sigma}{Z_0 \ell} \langle A(v, z) A^*(v, z) \rangle, \quad (19)$$

where σ is the beam cross-sectional area and ℓ is the bunch length.

IV. Spontaneous Radiation

By dropping the last term in the dispersion relation (Eq. (16)), Eq. (15) and the power spectrum given by Eq. (19) are easy to evaluate. To compare the result of evaluating Eq. (19) with a known formula one multiplies $dP/d\omega$ by $\delta^2(\phi)$ to obtain the angular distribution. In the forward direction, the factor becomes $\delta^2(0) = \sigma/\lambda_1^2$. One obtains

$$\left. \frac{dP}{d\omega d^2\phi} \right|_{\phi=0} = \frac{Z_0}{16\pi^3} \left(\frac{K[JJ]}{1 + K^2/2} \right)^2 \gamma^2 \frac{I}{e} \int dn V(n) \left(\frac{\sin k_u z (nv - \Delta v/2)}{nv - \Delta v/2} \right)^2, \quad (20)$$

where I is the beam current σj . Equation (20) is well-known in the theory of undulator radiation [9].

V. SASE in the Exponential Gain Regime

In general, the dispersion relation has a solution $x = \rho\mu$, with a positive imaginary part x_I that gives rise to an exponentially growing intensity term proportional to $\exp(4k_u x_I z)$. The spectral property is determined by the behavior of x_I as a function of detuning Δv . For

a given momentum distribution $V(\eta)$, let x_I^m be the maximum value of x_I at $\Delta v = \Delta v_m$. Thus the growth is strongest at frequency $\omega = \omega_m = \omega_1(1 + \Delta v_m)$, and the spectral shape is obtained by studying the behavior of x_I near $\Delta v = \Delta v_m$. One obtains

$$\frac{dP}{d\omega} = \rho \frac{mc^2 \gamma_0}{2\pi} g e^\tau e^{-\frac{(\omega - \omega_m)^2}{2(\omega_1 \sigma_v)^2}}, \quad (21)$$

where

$$\tau = 4k_u x_I^m z, \quad (22)$$

$$g = \frac{\int d\eta V(\eta) / |\mu + \eta/\rho|^2}{|dD/dx|_{x=\rho\mu}^2}. \quad (23)$$

In Eq. (21) σ_v is the rms value of the relative bandwidth. For the ideal case, where $V(\eta) = \delta(\eta)$, one obtains [10]

$$g = \frac{1}{9}, \quad x_I^m = \rho \frac{\sqrt{3}}{2} \quad \text{and} \quad \sigma_v = \sqrt{\frac{9\rho}{2\pi\sqrt{3}(z/\lambda_u)}}. \quad (24)$$

The exponential growth of SASE saturates when $\rho z/\lambda_u$ becomes of order unity, as will be seen later. The bandwidth of SASE in the exponentially growing region is smaller by a factor $(\rho z/\lambda_u)^{1/2}$ than that of the spontaneous radiation, which is about λ_u/z . However, the bandwidths of SASE and the spontaneous radiation are comparable at saturation.

For a more general $V(\eta)$, the dispersion relation must be solved numerically to obtain x_I^m , etc. The results for a rectangular

distribution are summarized in Fig. (1) and Fig. (2). One notices that the growth rate becomes negligible when the width of $V(n)$ is much larger than ρ .

The total power is obtained by integration, whereby one obtains

$$P_T = \int \frac{dp}{d\omega} d\omega = \rho P_{\text{beam}} \frac{\sqrt{2\pi} \sigma_v}{N_\lambda} g e^\tau \quad (25)$$

Here $P_{\text{beam}} = mc^2 \gamma_0 I/e$ is the power contained in the electron beam.

VI. Correlation

By studying the solution for $\delta\tilde{F}(\theta, n, z)$, one obtains the correlation function in the exponential growth region

$$\begin{aligned} C(\theta, \theta', z) &= \iint dn dn' \langle \delta\tilde{F}(\theta, n, z) \delta\tilde{F}(\theta', n', z) \rangle \\ &= \frac{2\sqrt{2\pi} \sigma_v}{9N_\lambda} e^\tau e^{-\sigma_v^2 (\theta - \theta')^2 / 2} \cos(\theta - \theta') \quad (26) \end{aligned}$$

One sees that the correlation, modulated with the periodicity of the radiation wavelength, decreases as the distance between the electrons increases.

VII. Saturation and Quasi-linear Theory

The exponential growth cannot continue indefinitely, and the power must saturate at a certain level. The effect is due to nonlinear effects and can be studied by a quasi-linear extension of the linear theory [3]. For this purpose, one replaces $V(n)$ in Eq. (11) by a z -dependent function $V(n, z)$ which is obtained from $\langle \tilde{F} \rangle$ by averaging over θ as follows:

$$V(n, z) = \frac{\lambda_1}{2\pi\ell} \int d\theta \langle \tilde{F}(\theta, n, z) \rangle \quad (27)$$

The continuity equation for $V(n, z)$ is

$$\frac{\partial V}{\partial z} + \frac{eK}{2\gamma_0^2 mc\ell} \frac{\partial}{\partial n} \int dv (A_v \delta F_v^* + \text{c.c.}) = 0 \quad (28)$$

In a quasi-linear theory, one solves the linear equations (12) and (13), treating V as z -independent, and obtains A_v and δF_v as functionals of V . Inserting these into Eq. (28), one obtains a nonlinear Fokker-Planck equation which determines the behavior of V as a function of z . In this way it is found that the average value of n decreases so as to conserve the total energy of the radiation-electron beam system. It is also found that the rms spread σ_n of n increases as [11]

$$\sigma_n^2 \sim \rho^2 \left(\frac{\sqrt{2\pi} \sigma_v}{9N_\lambda} e^\tau \right) \quad (29)$$

On the other hand, the growth rate becomes negligible when $\sigma_n \gg \rho$. Thus, SASE saturates when the factor in the bracket in Eq. (29) becomes of order unity. In view of Eq. (25), the saturated power is

$$P_{\text{sat}} \sim \rho P_{\text{beam}} \quad (30)$$

This relation was derived before using an intuitive argument [6].

VII. Comparison with the Livermore Experiment

A high-gain FEL experiment in the microwave region has been carried out at Livermore [4]. Using the parameters of the experiment ($\gamma_0 = 7$, $\lambda_u = 9.8$ cm, $\lambda = 8.67$ mm, $I = 850$ A, $K = 2.5\sqrt{2}$, $\Delta n =$ full width of a

rectangular momentum distribution = 6.4%, $\sigma = 3 \times 10/2 \text{ cm}^2$), one obtains $\rho = 5.66 \times 10^{-2}$ and the corresponding growth rate of 42.1 dB/m. The observed growth rate is 35 dB/m which is smaller than that predicted because of space charge effects. Taking the observed growth rate and computing the coefficient in Eq. (25), one finds

$$P_T(\text{Watts}) = 2.8 \times 10^{-5} \times 10^{3.5z(\text{m})/\sqrt{z(\text{m})}} \quad (31)$$

Figure (3) compares this formula with the experimental result. For small z , the theoretical values are less than the experimental points, which could be due to the presence of other modes, e.g., higher harmonics. For $z \geq 2\text{m}$ the theoretical value is higher, which could be due to the saturation effects.

VIII. A High-Gain FEL at 400 Å

A high-gain FEL operating in a special by-pass of an optimized storage ring is a promising way to achieve high-power radiation at short wavelengths [1]. A design of such a system for a 400 Å FEL is described in Ref. [5], where $\rho \sim 1.5 \times 10^{-3}$ for an electron beam with $I \sim 200 \text{ A}$ and an rms momentum spread of 2%, which translates to a full width of 7% for a rectangular distribution. Such a system would generate about 100 MW of peak power, saturated at around 1000 undulator periods. The relative band width of the spectrum would be around 10^{-3} .

IX. Conclusion

The theory presented here is a consistent, classical treatment of the development of a coherent signal from initial noise [12]. The theory is one-dimensional and applicable to the situation where the

radiation is guided, such as the Livermore experiment. In general, however, the three-dimensional aspects, such as diffraction and finite-beam-size effects, could play an important role [13,14]. These and other extensions of the theory are currently under investigation.

Acknowledgments

It is a pleasure to acknowledge some of my colleagues, whose expertise was crucial in the development of the theory presented here. C. Pellegrini introduced me to the subject of high-gain FELs and the relevant issues. S. Krinsky and J.M. Wang shared their insights on the subject, and E.T. Scharlemann and T.J. Orzechowski have been very generous in taking their time to explain the Livermore experiment.

This work was supported by the U.S. Department of Energy under Contract No. DE-AC03-76SF00098.

References

- [1] J. Murphy and C. Pellegrini, J. Opt. Soc. Am. 1B (1984) 530.
- [2] Y.L. Klimontovich, Soviet Phys. JETP 6 (1958) 753. See also S. Ichimaru, Basic Principles of Plasma Physics (W.A. Benjamin, Inc., 1973) Appendix A.
- [3] See, for example, G. Schmidt, Physics of High Temperature Plasmas (Academic Press, New York, 1979) Section 9-2.
- [4] T.J. Orzechowski et al., High Gain and High Extraction Efficiency from a Free Electron Laser Amplifier Operating in the Millimeter Wave Regime, these proceedings; Phys. Rev. Lett. 54 (1985) 889.
- [5] J.J. Bisognano et al., Feasibility Study of a Storage Ring for a High Power XUV Free Electron Laser, preprint LBL-19771, submitted to Particle Acc.; K-J. Kim, J.J. Bisognano, A.A. Garren, K. Halbach and J.M. Peterson, Nucl. Inst. and Methods A239 (1985) 54.
- [6] B. Bonifacio, C. Pellegrini and N. Narducci, in Free Electron Generation of Extreme Ultraviolet Coherent Radiation, J.M.J. Madey and C. Pellegrini, eds. (Am. Inst. Phys., New York, 1984) 236.
- [7] N.M. Kroll and W.A. McMullin, Phys. Rev. A17 (1978) 300; A. Gover and Z. Livni, Opt. Comm. 26 (1978) 375.
- [8] See for example, W.B. Colson, Phys. Lett. 64A (1977) 190.
- [9] See for example, S. Krinsky, IEEE Trans. Nucl. Sci. NS-30 (1983) 3078.

- [10] This result has been also obtained by J.M. Wang and L.H. Yu (private communication) using a Green's function method.
- [11] S. Krinsky, Proceedings of 1985 SLAC Summer Schools on High Energy Particle Accelerators, Stanford Linear Accelerator Center (to be published).
- [12] For previous analysis on the related subject, see P. Sprangle, C.M. Tang and L. Bernstein, Phys. Rev. Lett. 50 (1983) 1775, A.T. Georges, Free-Electron Generation of Coherent Radiation, SPIE Proc. 453 (1983) 297.
- [13] G.T. Moore, Optics Comm. 54 (1985) 121.
- [14] E.T. Scharlemann, A.M. Sessler and J.S. Wurtele, Phys. Rev. Lett. 54 (1985) 1925.

Figure Captions

- Fig. 1. The solution of the dispersion relation for arbitrary harmonic number n ($n = 1$ in the rest of this paper). The curves show the values of $x_I/\rho n^{1/3}$ as functions of $\Delta\omega/(\omega_I \rho n^{1/3})$ for various values of $\delta = \delta_n n^{2/3}/\rho$. The momentum distribution is assumed to be rectangular; $V(n) = 1/\Delta n$ for $|n| \leq \Delta n/2$ and $V(n) = 0$ for $|n| \geq \Delta n/2$.
- Fig. 2. The behavior of $\text{Max}(\mu_I) = X_I^m/\rho$ and g (Eq. (23)) as functions of $\Delta n/\rho$.
- Fig. 3. A comparison of the experimental results (solid dots) and the theoretical prediction (dotted line) corresponding to the Livermore experiment (Ref. [4]).

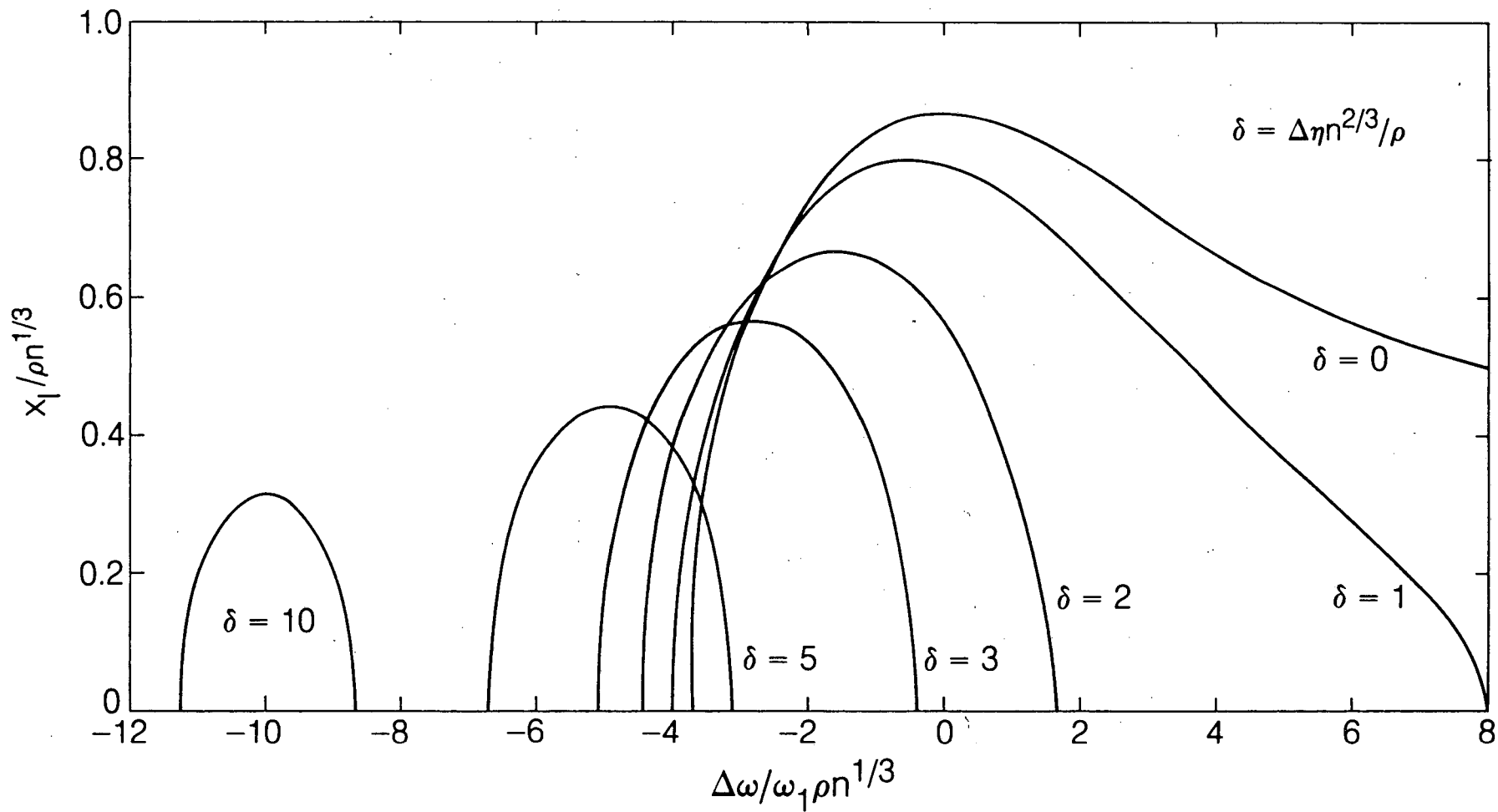


Figure 1.

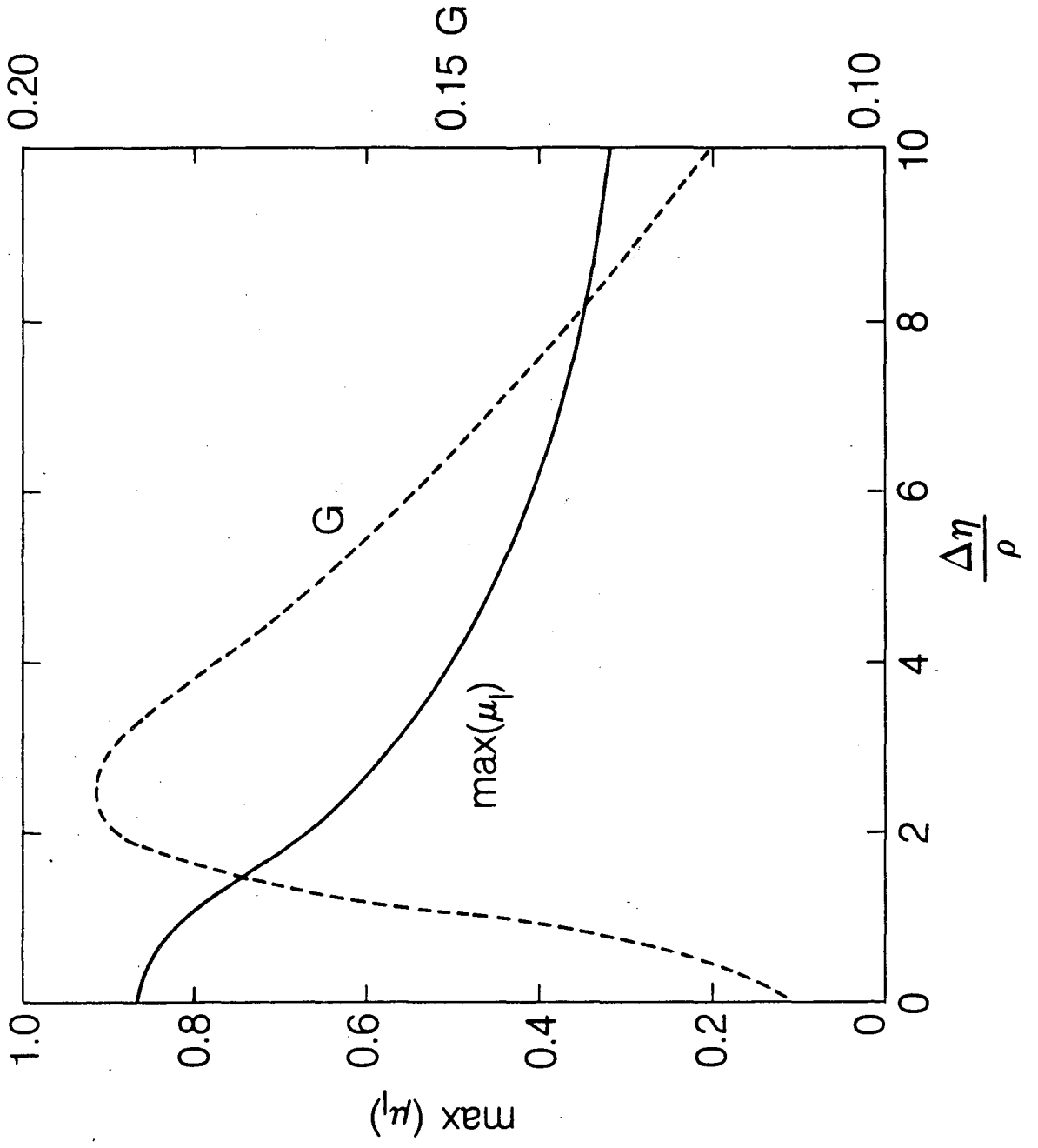


Figure 2.

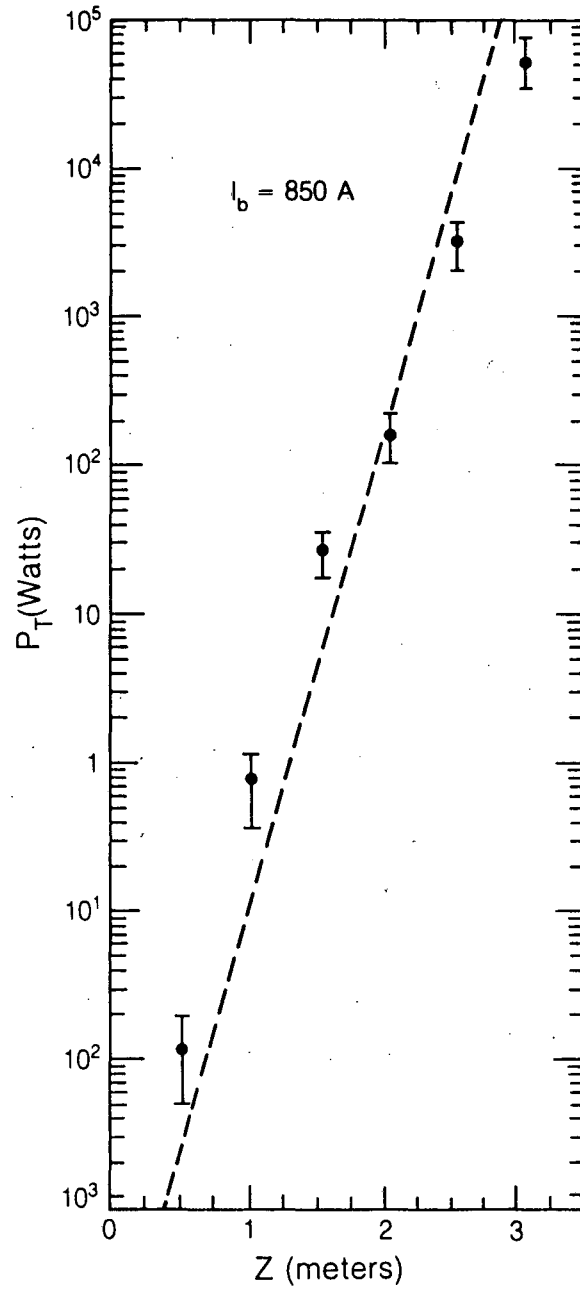


Figure 3.

This report was done with support from the Department of Energy. Any conclusions or opinions expressed in this report represent solely those of the author(s) and not necessarily those of The Regents of the University of California, the Lawrence Berkeley Laboratory or the Department of Energy.

Reference to a company or product name does not imply approval or recommendation of the product by the University of California or the U.S. Department of Energy to the exclusion of others that may be suitable.

*LAWRENCE BERKELEY LABORATORY
TECHNICAL INFORMATION DEPARTMENT
UNIVERSITY OF CALIFORNIA
BERKELEY, CALIFORNIA 94720*