

UCLA

Contemporary Music Score Collection

Title

Metamorphosis of Tuesday 17:00s at Mt. Sinai

Permalink

<https://escholarship.org/uc/item/8w85q64g>

Author

Ng, Weihan

Publication Date

2020

METAMORPHOSIS

of TUESDAY 17:00s @ MT. SINAI

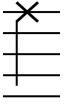
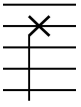
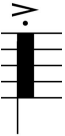

dedicated to Mr Xie Zhizhong

Metamorphosis of Tuesday 17:00s @ Mt. Sinai is written to delineate my composition journey in Eunoia and as a remembrance of the meaningful musical moments spent at our Mt. Sinai campus, which would soon cease to exist. The facets of my musical meanders, and life in general – struggles and epiphanies, cries and laughter, all beautifully coalesced – were the elements that crafted the entirety of the piece.

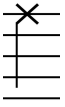
The relentless monotony of life (as portrayed by the first section), that masks sweeping moments of joy, but embraces ups and downs is portrayed subtly through the use of the Fibonacci sequence as life transits from a colour to another. The second section of the piece aims to convey the message that some walks are harder than others, and some battles are tougher to fight. While it is always desirable to walk out of every battle to see a brighter future, some walks are for days dark and oppressive. It is inevitable for one to lose their direction in life, as negative thoughts and the pressure from their society overwhelms them and diminishes their capability to work. The third section of the piece writes that every journey embarked on paints life in changing time and light, as the thoughts and feelings of mankind morph continually. The beginning of every journey is painful, and for some, the ending might just be as traumatic and agonising. This piece marks the bittersweet end of my journey as a music student and as a musician, but I have learnt – there is a time and a place for everything. Ecclesiastes 3: 1-8 had indeed influenced my later composition of this piece.

Instrumental Legend

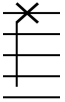
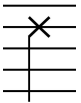

Piano

	Stomp the feet of the player
	Drop a hard timpani mallet onto the soundboard of the piano
	Cluster chord
	Glissando on the strings of the piano, in the direction of the glissando marking, at any rhythm, within the time frame marked out by the thick black horizontal line

Flute

	Stomp the feet of the player
---	------------------------------

Cello

	Stomp the feet of the player
	Strike the body of the instrument
	Bartok Pizzicato
N	Normal bowing position
S.P.	Sul Ponticello
S.T.	Sul Tasto
→	Gradual change in bowing position

5

Picc.

Fl.

A. Fl.

with large vibrato

N —————> S.T. —————> N —————> S.T. —————>

Vc.

mp

Pno.

Strings (Plucked)

9

Picc.

Fl.

A. Fl.

Vc.

N ————— S.P. ————— N ————— S.T. —————

Pno.

13

Picc.

Fl.

A. Fl.

mf

S.P. → S.T. → S.P. → S.T. →

Vc.

Pno.

mp

17

Picc.

Fl.

A. Fl.

S.P. —————> N

Vc.

Pno.

The musical score consists of five staves. The Piccolo (Picc.) and Flute (Fl.) staves contain rests for all four measures. The Alto Flute (A. Fl.) staff has a melodic line: measure 17 (quarter note G4), measure 18 (quarter note F4), measure 19 (quarter note E4), and measure 20 (quarter note D4). The Violoncello (Vc.) staff has a long note (half note) starting on measure 17, with a slur over it. Above the staff, an arrow points from 'S.P.' to 'N'. The Piano (Pno.) part is written in two systems. The upper system has a treble clef and contains many beamed notes with various accidentals (sharps and flats). The lower system has a treble clef and contains a more rhythmic accompaniment with quarter and eighth notes.

21

Picc.

Fl.

A. Fl.

Vc.

Pno.

Keys

Red.

f

pizz.

arco

f

f

Red.

25

Picc.

Fl.

A. Fl.

Vc.

Pno.

mf

mf

mf

Keys

29

Picc.

Fl.

A. Fl.

Vc.

Pno.

pizz.

arco

tr

The musical score for measures 29-32 is as follows:

- Picc.:** Rests in all four measures.
- Fl.:** Rests in all four measures.
- A. Fl.:** Measures 29-30: Quarter notes G4, A4, B4, C5. Measure 31: Quarter notes B4, A4, G4, F4. Measure 32: Quarter notes E4, D4, C4. Measure 33: Quarter note B3, followed by a trill on A3.
- Vc.:** Measures 29-30: Quarter notes G2, F2. Measure 31: Quarter notes E2, D2. Measure 32: Quarter notes C2, B1. Measure 33: Quarter notes A1, G1. Markings: 'pizz.' above measures 31-32, 'arco' above measures 33-34.
- Pno.:** Measures 29-30: Chords G4-B4, A4-C5. Measure 31: Chords B4-A4, G4-F4. Measure 32: Chords E4-D4, C4-B3. Measure 33: Chords B3-A3, G3-F3. Bass line: Measures 29-30: Quarter notes G2, F2. Measure 31: Quarter notes E2, D2. Measure 32: Quarter notes C2, B1. Measure 33: Quarter notes A1, G1.

33

Picc.

Fl.

A. Fl. *(tr)* rate of trill rapidly decreasing

Vc. pizz. arco

Pno. Strings (Plucked) Keys

The musical score consists of five staves. The Piccolo and Flute staves are silent, indicated by a horizontal line. The Alto Flute staff features a trill starting in measure 33, with a wavy line above it and the instruction "rate of trill rapidly decreasing". The trill ends in measure 35 with a fermata. The Violin staff has a pizzicato (pizz.) marking in measure 33 and an arco marking in measure 34. The Piano part is divided into "Strings (Plucked)" and "Keys". The strings are plucked in measures 33 and 34, while the keys are played in measures 35 and 36. The score concludes with a double bar line and a repeat sign in measure 36.

B *Things with Special and Tremendous Powers*

with vigour
♩. = 92

37

Picc. *fff*

Fl. *fff*

A. Fl.

Vc. *fff*

Pno. *fff* let ring

rit.

40 *accel.*

Picc.

Fl.

A. Fl.

Vc.

Pno.

ffff

N → S.P

S.P →

lift the pedal, slowly

Ped.

Detailed description of the musical score: The score is for measures 40, 41, and 42. The Piccolo part (top staff) begins at measure 40 with a melodic line of eighth notes, marked with a breath mark and an acceleration instruction (*accel.*). The Flute (Fl.) and Alto Flute (A. Fl.) parts are silent throughout. The Violoncello (Vc.) part has a single note in measure 41, marked with a forte dynamic (*ffff*) and a breath mark. Above the Vc. staff, there are markings for breath marks: 'N' with an arrow pointing to 'S.P' in measure 41, and 'S.P' with an arrow pointing to the right in measure 42. The Piano (Pno.) part consists of two staves. The right hand plays a rhythmic accompaniment of eighth notes, and the left hand plays a similar accompaniment. A pedal instruction 'lift the pedal, slowly' is written below the left hand staff in measure 40. Pedal markings (*Ped.*) are present at the beginning of measures 41 and 42.

43

Picc.

Fl.

A. Fl.

N S.T. S.P. N

Vc.

Pno.

Ped.

46

Picc.

Fl.

A. Fl.

Vc.

Pno.

8va

Red.

49

Picc.

Fl.

A. Fl.

Vc.

Pno.

8^{va}

15^{ma}

The musical score for measures 49 and 50 is presented in a standard orchestral layout. The staves are arranged vertically from top to bottom: Piccolo (Picc.), Flute (Fl.), Alto Flute (A. Fl.), Violoncello (Vc.), and Piano (Pno.). The Piccolo, Flute, and Alto Flute staves are in treble clef, while the Violoncello staff is in bass clef. The Piano part is written in grand staff notation, with the right hand in treble clef and the left hand in bass clef. The key signature is one sharp (F#), and the time signature is common time (C). The score is divided into two measures by a vertical bar line. In the first measure, the Piccolo, Flute, and Alto Flute parts have whole rests. The Violoncello part has a whole note G2. The Piano part features a complex melodic line in the right hand, starting with a trill-like figure on F#4, moving through G4, A4, B4, C5, D5, E5, F#5, G5, A5, B5, and ending with a trill on C6. The left hand has a simple bass line with a whole note G2. The second measure continues the Piccolo, Flute, and Alto Flute parts with whole rests. The Violoncello part has a whole note G2. The Piano part continues the melodic line in the right hand, starting with a trill on C6, moving through B5, A5, G5, F#5, E5, D5, C5, and ending with a trill on C5. The left hand has a simple bass line with a whole note G2. The score is marked with a circled 8 (8^{va}) and a 15^{ma} fingering instruction. The Piano part is marked with a *8^{va}* instruction and a *15^{ma}* instruction. The score is divided into two measures by a vertical bar line.

51 **rit.**

Picc.

Fl.

A. Fl.

Vc.

8^{va}

pp *ppp*

Pno.

ppp

Ped.

rit.

53

Picc.

Musical staff for Piccolo (Picc.) in treble clef. It contains a whole rest in the first measure and another whole rest in the second measure.

Fl.

Musical staff for Flute (Fl.) in treble clef. It contains a whole rest in the first measure and another whole rest in the second measure.

A. Fl.

Musical staff for Alto Flute (A. Fl.) in treble clef. It contains a whole rest in the first measure and another whole rest in the second measure.

Vc.

Musical staff for Violoncello (Vc.) in bass clef. It contains a whole rest in the first measure and another whole rest in the second measure.

(8)

Musical staff for Flute (Fl.) in treble clef. It contains a whole rest in the first measure, followed by a quarter rest, then a quarter note G4, quarter note A4, quarter note B4, and quarter note C5. A dashed line labeled (8) spans from the first measure to the end of the staff. In the second measure, there is a whole rest, followed by a quarter rest, then a quarter note G4, quarter note A4, quarter note B4, and quarter note C5. A dashed line labeled 15^{ma} spans from the beginning of the second measure to the end of the staff.

15^{ma}

Pno.

Musical staff for Piano (Pno.) in treble clef. It contains a quarter note G4, quarter note A4, quarter note B4, quarter note C5, quarter rest, quarter rest, quarter note G4, quarter note A4, quarter note B4, quarter note C5, quarter rest, quarter rest, quarter note G4, quarter note A4, quarter note B4, quarter note C5. A dashed line labeled 8^{va} spans from the beginning of the second measure to the end of the staff. Below the staff is a bass clef staff with a whole rest in the first measure and another whole rest in the second measure.

8^{va}

Ped.

A horizontal line for the Pedal (Ped.) at the bottom of the page.

$\text{♩} = 72$

55

Picc.

Fl.

ppp

A. Fl.

Vc.

Pno.

Strings (Plucked)

ppp

8^{va}

58 rit.

Picc. 

Fl. 

A. Fl. 

Vc. 

Pno. 

4/4

63

Picc.

Fl.

A. Fl.

Vc.

Pno.

mf

pp

Ped.

Detailed description of the musical score: The score is for measures 63 and 64. The Piccolo part is silent. The Flute part has a melodic line starting in measure 63 with a dynamic of *mf*, ending in measure 64 with a trill. The Alto Flute part is silent. The Violoncello part has a melodic line starting in measure 63 with a dynamic of *mf*, ending in measure 64 with a trill. The Piano part has a right-hand part with a melodic line and a left-hand part with a rhythmic accompaniment of eighth notes, with a dynamic of *pp*. Pedal markings are present at the bottom of the page.

65

Picc.

Fl.

A. Fl.

Vc.

Pno.

Ped. Ped. Ped. Ped. Ped. Ped. Ped. Ped.

67

Picc.

Fl.

A. Fl.

Vc.

Pno.

Ped. Ped. Ped. Ped. Ped. Ped. Ped. Ped.

Detailed description: This page of a musical score covers measures 67 to 74. The Piccolo (Picc.) part consists of whole rests in both measures. The Flute (Fl.) part features a melodic line starting on a half note, followed by a slur over a quarter note and a half note. The Alto Flute (A. Fl.) part has whole rests. The Violoncello (Vc.) part has a melodic line starting on a half note, followed by a slur over a quarter note and a half note. The Piano (Pno.) part has a rhythmic accompaniment in the right hand, consisting of eighth notes with beamed sixteenth notes, and a steady eighth-note pattern in the left hand. Pedal points are indicated by 'Ped.' markings with triangles below the piano part.

69

Picc.

Fl.

A. Fl.

Vc.

Pno.

f

mp

8va

Ped.

Detailed description of the musical score: The score is for measures 69-72. The Piccolo part is silent. The Flute part plays a melodic line starting on G4, moving to A4, B4, and C5, with a crescendo hairpin and a forte (f) dynamic. The Alto Flute part is silent. The Violoncello part plays the same melodic line as the Flute, also with a crescendo hairpin and a forte (f) dynamic. The Piano part has a right-hand melodic line with eighth notes and a left-hand accompaniment of eighth notes. The right-hand part has a mezzo-piano (mp) dynamic and an 8va marking. The left-hand part has a steady eighth-note accompaniment. Pedal markings are indicated at the bottom of the page.

♩. = 60

71

Picc.

Fl.

A. Fl.

Vc.

Pno.

ff

sustaining Ped.

73 $\text{♩} = 80$

Picc.

Fl. *fff*

A. Fl.

Vc. *fff*

Pno. *fff*
let ring

The musical score consists of five systems of staves. The first system includes Piccolo (Picc.), Flute (Fl.), and Alto Flute (A. Fl.). The second system includes Violoncello (Vc.). The third system includes Piano (Pno.) with both treble and bass clefs. The tempo is marked as quarter note = 80. The piano part includes the instruction 'let ring' in both hands. The Flute and Violoncello parts have a forte (fff) dynamic marking. The Flute part has a fermata over the final measure. The Piccolo, Alto Flute, and Piano treble clef parts have a fermata over the final measure.

rit.

75

Picc.

Fl.

A. Fl.

Vc.

Pno.

Strings
(Using an acrylic glockenspiel mallet)

pp

4/4

4/4

4/4

4/4

4/4

4/4

4/4

4/4

4/4

C *Letters on a Certificate*

with sorrow

♩ = 68

81

Picc.

Fl.

A. Fl.

Vc.

Sing

mp

Sing

mp

Pno.

Strings (Plucked)

8^{va}

85

Picc.

Fl.

A. Fl.

Vc.

Pno.

This musical score page contains measures 85 through 88. The instruments are Piccolo (Picc.), Flute (Fl.), Alto Flute (A. Fl.), Violin (Vc.), and Piano (Pno.).

- Picc.:** Remains silent throughout all measures, indicated by whole rests.
- Fl.:** Plays a melodic line starting in measure 85 with a quarter note, followed by a half note, and then a dotted half note. A slur covers the final two notes of the phrase.
- A. Fl.:** Remains silent throughout all measures, indicated by whole rests.
- Vc.:** Plays a melodic line starting in measure 85 with a quarter note, followed by a half note, and then a dotted half note. A slur covers the final two notes of the phrase.
- Pno.:** The right hand plays a sequence of chords, starting with a dotted quarter note followed by an eighth note, then a quarter note, and finally a dotted half note. A slur covers the final two notes of the phrase. The left hand remains silent throughout all measures, indicated by whole rests.

89

Picc.

Fl.

A. Fl.

Vc.

Pno.

ff

f

arco

f

Keys

93

Picc.

Fl.

A. Fl.

Vc.

Pno.

The musical score for measures 93-96 features the following parts:

- Picc.:** Melodic line in treble clef with slurs across measures 93-94 and 95-96.
- Fl.:** Silent part with rests in all four measures.
- A. Fl.:** Silent part with rests in all four measures.
- Vc.:** Melodic line in bass clef with slurs across measures 93-94 and 95-96.
- Pno.:** Accompaniment with chords in the treble and triplets in the bass. A dashed line labeled (8) is above the treble staff.

accel.

97

Picc.

Fl.

A. Fl.

Vc.

Pno.



♩ = 88

100

Picc.

Fl.

A. Fl.

Vc.

Keys

Pno.

104

Picc.

Fl.

A. Fl.

Vc.

Pno.

The score consists of five staves. The top three staves are for Piccolo (Picc.), Flute (Fl.), and Alto Flute (A. Fl.), all in treble clef with a key signature of two sharps (F# and C#) and a 4/4 time signature. The Piccolo and Alto Flute parts are mostly rests. The Flute part has a melodic phrase in measure 106, marked *ff*. The Violin (Vc.) part is in treble clef with the same key signature and time signature, featuring a melodic line starting in measure 104, marked *ff*. The Piano (Pno.) part is in grand staff (treble and bass clefs) with the same key signature and time signature. The right hand has a complex accompaniment of sixteenth-note patterns, and the left hand has chords and some melodic fragments. A dynamic marking *ff* is present in the first measure of the piano part.

107

Picc.

Fl.

A. Fl.

Vc.

Pno.

The musical score consists of five staves. The Piccolo staff is mostly empty with rests. The Flute staff has a melodic line with a slur over measures 107-108 and another slur over measures 109-110. The Alto Flute staff is empty with rests. The Violin staff has a melodic line with a slur over measures 107-110. The Piano staff has a complex accompaniment with a treble clef staff containing eighth-note patterns and a bass clef staff containing block chords. A dashed line labeled '8va' is positioned above the piano's treble clef staff. The key signature has three sharps (F#, C#, G#).

109

Picc.

Fl.

A. Fl.

Vc.

Pno.

This musical score page contains measures 109 and 110. The Piccolo part is silent. The Flute part plays a melodic line with a slur and a fermata over the final note. The Alto Flute part is silent. The Violin part plays a melodic line with a slur and a fermata. The Percussion part has a single drum hit in measure 109 and a rhythmic pattern of three eighth notes in measure 110. The Piano part features a complex melodic line in the right hand with a slur and a fermata, and a bass line of chords in the left hand.

III

Picc.

Fl.

A. Fl.

Vc.

Pno.

113

Picc.

Fl.

A. Fl.

Vc.

Pno.

rit.

Strings (with the flesh of the finger)

Strings (Plucked) *8va*

mp

Keys

gliss.

Ped.

115

Picc.

Fl.

A. Fl.

Vc.

Pno.

Keys

ppp

pp *ppp*

ppp

ppp

ppp

Keys