

UC Santa Cruz

UC Santa Cruz Previously Published Works

Title

Measurement of the charge asymmetry in top-quark pair production in the lepton-plus-jets final state in pp collision data at $s=8\text{TeV}$ with the ATLAS detector

Permalink

<https://escholarship.org/uc/item/8wd2x3ds>

Journal

European Physical Journal C, 76(2)

ISSN

1434-6044

Authors

Atlas Collaboration

Aad, G

Abbott, B

et al.

Publication Date

2016-02-01

DOI

10.1140/epjc/s10052-016-3910-6

Copyright Information

This work is made available under the terms of a Creative Commons Attribution License, available at <https://creativecommons.org/licenses/by/4.0/>

Peer reviewed

Measurement of the charge asymmetry in top-quark pair production in the lepton-plus-jets final state in pp collision data at $\sqrt{s} = 8$ TeV with the ATLAS detector

ATLAS Collaboration*

CERN, 1211 Geneva 23, Switzerland

Received: 9 September 2015 / Accepted: 26 January 2016

© CERN for the benefit of the ATLAS collaboration 2016. This article is published with open access at Springerlink.com

Abstract This paper reports inclusive and differential measurements of the $t\bar{t}$ charge asymmetry A_C in 20.3 fb^{-1} of $\sqrt{s} = 8$ TeV pp collisions recorded by the ATLAS experiment at the Large Hadron Collider at CERN. Three differential measurements are performed as a function of the invariant mass, transverse momentum and longitudinal boost of the $t\bar{t}$ system. The $t\bar{t}$ pairs are selected in the single-lepton channels (e or μ) with at least four jets, and a likelihood fit is used to reconstruct the $t\bar{t}$ event kinematics. A Bayesian unfolding procedure is performed to infer the asymmetry at parton level from the observed data distribution. The inclusive $t\bar{t}$ charge asymmetry is measured to be $A_C = 0.009 \pm 0.005$ (stat. + syst.). The inclusive and differential measurements are compatible with the values predicted by the Standard Model.

Contents

1	Introduction
2	ATLAS detector
3	Object reconstruction
4	Event selection
5	Signal and background modelling
5.1	$t\bar{t}$ signal
5.2	W/Z +jets background
5.3	Multijet background
5.4	Other backgrounds
6	Charge asymmetry measurement
6.1	Reconstruction of the $t\bar{t}$ kinematics
6.2	Unfolding
6.3	Systematic uncertainties
6.3.1	Experimental uncertainties
6.3.2	Background modelling
6.3.3	Signal modelling
6.3.4	Others
6.4	Measurement

* e-mail: atlas.publications@cern.ch

7	Results
7.1	Inclusive measurement
7.2	Differential measurements
7.3	Interpretation
8	Conclusion
	References

1 Introduction

The 8 TeV proton–proton (pp) collision data delivered by the CERN Large Hadron Collider (LHC) represents a unique laboratory for precision measurements of the top-quark properties. One interesting feature of $t\bar{t}$ production is the difference in rapidity between top quarks and top antiquarks. In pp collisions, this distinct behaviour of top quarks and antiquarks is called the charge asymmetry, A_C [defined in Eq. (1)]. The Standard Model (SM) expectation computed at next-to-leading order (NLO) in quantum chromodynamics (QCD), including electroweak corrections, predicts A_C to be at the one percent level [1]. Previous asymmetry measurements at the LHC by both the CMS and ATLAS collaborations based on the 7 TeV data, and by the CMS collaboration based on the 8 TeV data, do not report any significant deviation from the SM predictions [2–7]. Charge asymmetry measurements are largely limited by the size of the available data sample, and therefore the larger dataset recorded by the ATLAS detector at $\sqrt{s} = 8$ TeV allows for an improvement on the precision of the measurement from the $\sqrt{s} = 7$ TeV dataset.

At hadron colliders, $t\bar{t}$ production is predicted to be symmetric under the exchange of top quark and antiquark at leading order (LO). At NLO, the process $q\bar{q} \rightarrow t\bar{t}g$ develops an asymmetry in the top-quark rapidity distributions, due to interference between processes with initial- and final-state gluon emission. The interference between the Born and the NLO diagrams of the $q\bar{q} \rightarrow t\bar{t}$ process also produces an

asymmetry. The $qg \rightarrow t\bar{t}g$ production process is also asymmetric, but its contribution is much smaller than that from $q\bar{q}$.

In $q\bar{q}$ scattering processes in $p\bar{p}$ collisions at the Tevatron, the direction of the incoming quark almost always coincides with that of the proton, and this knowledge of the direction of the incoming quarks allows one to define a direct measurement of the forward-backward asymmetry, A_{FB} [8–11]. In pp collisions at the LHC, since the colliding beams are symmetric, it is not possible to use the direction of the incoming quark to define an asymmetry. However, valence quarks carry on average a larger fraction of the proton momentum than sea antiquarks, hence top quarks are more forward and top antiquarks are more central. Using this feature it is possible to define a forward–central asymmetry for the $t\bar{t}$ production, referred to as the charge asymmetry, A_C [8, 12, 13]:

$$A_C = \frac{N(\Delta|y| > 0) - N(\Delta|y| < 0)}{N(\Delta|y| > 0) + N(\Delta|y| < 0)}, \quad (1)$$

where $\Delta|y| \equiv |y_t| - |y_{\bar{t}}|$ is the difference between the absolute value of the top-quark rapidity $|y_t|$ and the absolute value of the top-antiquark rapidity $|y_{\bar{t}}|$. At the LHC, the dominant mechanism for $t\bar{t}$ production is the gluon fusion process, while production via the $q\bar{q}$ or the qg interactions is small. Since $gg \rightarrow t\bar{t}$ processes are charge-symmetric, they only contribute to the denominator of Eq. (1), thus diluting the asymmetry.

Several processes beyond the Standard Model (BSM) can alter A_C [12, 14–25], either with anomalous vector or axial-vector couplings (e.g. axigluons) or via interference with SM processes. Different models also predict different asymmetries as a function of the invariant mass $m_{t\bar{t}}$, the transverse momentum $p_{T,t\bar{t}}$ and the longitudinal boost $\beta_{z,t\bar{t}}$ along the z -axis¹ of the $t\bar{t}$ system [26]. The interest in precisely measuring charge asymmetries in top-quark pair production at the LHC has grown after the CDF and D0 collaborations reported measurements of A_{FB} that were significantly larger than the SM predictions, in both the inclusive and differential case as a function of $m_{t\bar{t}}$ and of the rapidity of the $t\bar{t}$ system, $y_{t\bar{t}}$ [10, 11, 27–30]. For the most general BSM scenarios [31], the A_C measurements from the LHC are still compatible with the Tevatron results. However, for specific simple models [20], tension still exists between the LHC and Tevatron results. This motivates the interest in a more precise measurement of the $t\bar{t}$ production charge asymmetry at the LHC.

¹ ATLAS uses a right-handed coordinate system with its origin at the nominal interaction point (IP) in the centre of the detector and the z -axis coinciding with the axis of the beam pipe. The x -axis points from the IP to the centre of the LHC ring, and the y -axis points upward. Cylindrical coordinates (r, ϕ) are used in the transverse plane, ϕ being the azimuthal angle around the beam pipe.

In this paper, a measurement of the $t\bar{t}$ production charge asymmetry in the single-lepton final state is reported. To allow for comparisons with theory calculations, a Bayesian unfolding procedure is applied to account for distortions due to the acceptance and detector effects, leading to parton-level A_C measurements. The data sample at a centre-of-mass energy of 8 TeV, corresponding to an integrated luminosity of 20.3 fb^{-1} [32], is used to measure A_C inclusively and differentially as a function of $m_{t\bar{t}}$, $p_{T,t\bar{t}}$ and $\beta_{z,t\bar{t}}$.

This paper is organised as follows. The ATLAS detector is introduced in Sect. 2, followed by the object reconstruction in Sect. 3 and the event selection in Sect. 4. The signal and background modelling is described in Sect. 5 and the procedure to measure A_C in Sect. 6. Finally, the results are presented and interpreted in Sect. 7, followed by the conclusions in Sect. 8.

2 ATLAS detector

The ATLAS detector [33] consists of the following main subsystems: an inner tracking system immersed in a 2 T magnetic field provided by a superconducting solenoid, electromagnetic (EM) and hadronic calorimeters, and a muon spectrometer incorporating three large superconducting toroid magnets composed of eight coils each. The inner detector (ID) is composed of three subsystems: the pixel detector, the semiconductor tracker and the transition radiation tracker. The ID provides tracking information in the pseudorapidity² range $|\eta| < 2.5$, calorimeters measure energy deposits (clusters) for $|\eta| < 4.9$, and the muon spectrometer records tracks within $|\eta| < 2.7$. A three-level trigger system [34] is used to select interesting events. It consists of a level-1 hardware trigger, reducing the event rate to at most 75 kHz, followed by two software-based trigger levels, collectively referred to as the high-level trigger, yielding a recorded event rate of approximately 400 Hz on average, depending on the data-taking conditions.

3 Object reconstruction

This measurement makes use of reconstructed electrons, muons, jets, b -jets and missing transverse momentum. A brief summary of the main reconstruction and identification criteria applied for each of these objects is given below.

² The pseudorapidity is defined in terms of the polar angle θ as $\eta = -\ln \tan(\theta/2)$ and transverse momentum and energy are defined relative to the beam line as $p_T = p \sin \theta$ and $E_T = E \sin \theta$. The angular distances are given in terms of $\Delta R = \sqrt{(\Delta\eta)^2 + (\Delta\phi)^2}$, where ϕ is the azimuthal angle around the beam pipe.

Electron candidates are reconstructed from clusters in the EM calorimeter that are matched to reconstructed tracks in the inner detector. They are required to have a transverse energy, E_T , greater than 25 GeV and $|\eta_{cluster}| < 2.47$, where $\eta_{cluster}$ is the pseudorapidity of the electromagnetic energy cluster in the calorimeter with respect to the geometric centre of the detector. Candidates are required to satisfy the *tight* quality requirements [35] and are excluded if reconstructed in the transition region between the barrel and endcap sections of the EM calorimeter, $1.37 < |\eta_{cluster}| < 1.52$. They are also required to originate less than 2 mm along the z -axis (longitudinal impact parameter) from the selected event primary vertex (PV)³ and to satisfy two isolation criteria. The first one is calorimeter-based and consists of a requirement on the transverse energy sum of cells within a cone of size $\Delta R = 0.2$ around the electron direction. The second one is a track-based isolation requirement made on the track transverse momentum (p_T) sum around the electron in a cone of size $\Delta R = 0.3$. In both cases, the contribution from the electron itself is excluded and the isolation cuts are optimised to individually result in a 90 % efficiency for prompt electrons from $Z \rightarrow e^+e^-$ decays.

Muon candidates [36,37] are reconstructed using the combined information from the muon spectrometer and the inner detector. They are required to satisfy $p_T > 25$ GeV and $|\eta| < 2.5$ and analogously to electrons, the muon track longitudinal impact parameter with respect to the PV is required to be less than 2 mm. Muons are required to satisfy a p_T -dependent track-based isolation: the scalar sum of the track p_T within a cone of variable size around the muon, $\Delta R = 10 \text{ GeV}/p_T^\mu$ (excluding the muon track itself) must be less than 5 % of the muon p_T (p_T^μ), corresponding to a 97 % selection efficiency for prompt muons from $Z \rightarrow \mu^+\mu^-$ decays.

Jets are reconstructed with the anti- k_t algorithm [38–40] with a radius parameter $R = 0.4$ from calibrated topological clusters [33] built from energy deposits in the calorimeters. Prior to jet finding, a local cluster calibration scheme [41,42] is applied to correct the topological cluster energies for the effects of the noncompensating response of the calorimeter, dead material and out-of-cluster leakage. The corrections are obtained from simulations of charged and neutral particles and validated with data. After energy calibration [43], jets are required to have $p_T > 25$ GeV and $|\eta| < 2.5$. Jets from additional simultaneous pp interactions (pileup) are suppressed by requiring that the absolute value of the jet vertex fraction (JVF)⁴ for candidates with $p_T < 50$ GeV and $|\eta| < 2.4$ is above 0.5 [44]. All high- p_T electrons are also reconstructed

as jets, so the closest jet within $\Delta R = 0.2$ of a selected electron is discarded to avoid double counting of electrons as jets. Finally, if selected electrons or muons lie within $\Delta R = 0.4$ of selected jets, they are discarded.

Jets are identified as originating from the hadronisation of a b -quark (b -tagged) via an algorithm that uses multivariate techniques to combine information from the impact parameters of displaced tracks as well as topological properties of secondary and tertiary decay vertices reconstructed within the jet [45,46]. The algorithm's operating point used for this measurement corresponds to 70 % efficiency to tag b -quark jets, a rejection factor for light-quark and gluon jets of ~ 130 and a rejection factor of ~ 5 for c -quark jets, as determined for jets with $p_T > 20$ GeV and $|\eta| < 2.5$ in simulated $t\bar{t}$ events.

The missing transverse momentum (with magnitude E_T^{miss}) is constructed from the negative vector sum of all calorimeter energy deposits [47]. The ones contained in topological clusters are calibrated at the energy scale of the associated high- p_T object (e.g. jet or electron). The topological cluster energies are corrected using the local cluster calibration scheme discussed in the jet reconstruction paragraph above. The remaining contributions to the E_T^{miss} are called unclustered energy. In addition, the E_T^{miss} calculation includes contributions from the selected muons, and muon energy deposits in the calorimeter are removed to avoid double counting.

4 Event selection

Only events recorded with an isolated or non-isolated single-electron or single-muon trigger under stable beam conditions with all detector subsystems operational are considered.

The triggers have thresholds on p_T^ℓ , the transverse momentum (energy) of the muon (electron). These thresholds are 24 GeV for isolated single-lepton triggers and 60 (36) GeV for non-isolated single-electron (single-muon) triggers. Events satisfying the trigger selection are required to have at least one reconstructed vertex with at least five associated tracks of $p_T > 400$ MeV, consistent with originating from the beam collision region in the x - y plane. If more than one vertex is found, the hard-scatter PV is taken to be the one which has the largest sum of the squared transverse momenta of its associated tracks.

Events are required to have exactly one candidate electron or muon and at least four jets satisfying the quality and kinematic criteria discussed in Sect. 3. The selected lepton is required to match, with $\Delta R < 0.15$, the lepton reconstructed by the high-level trigger. Events with additional electrons satisfying a looser identification criteria based on a likelihood variable [48] are rejected in order to suppress di-leptonic backgrounds ($t\bar{t}$ or Z +jets). At this point, the events are sep-

³ The method of selecting the PV is described in Sect. 4.

⁴ The jet vertex fraction is defined as the fraction of the total transverse momentum of the jet's associated tracks that is contributed by tracks from the PV.

arated into three signal regions defined by the number of b -tagged jets (zero, one and at least two).

In order to further suppress multijet and Z +jets backgrounds in events with exactly zero or one b -tagged jets, the following requirements on E_T^{miss} and m_T^{W5} are applied: $m_T^W + E_T^{\text{miss}} > 60$ GeV for events with exactly zero or one b -tagged jets, and $E_T^{\text{miss}} > 40$ (20) GeV for events with exactly zero (one) b -tagged jets.

After the event selection, the main background is the production of W +jets events. Small contributions arise from multijet, single top quark, Z +jets and diboson (WW , WZ , ZZ) production. For events with exactly one (at least two) b -tagged jet(s), 216,465 (193,418) data events are observed, of which 68 % (89 %) are expected to be $t\bar{t}$.

5 Signal and background modelling

Monte Carlo simulated samples are used to model the $t\bar{t}$ signal and all backgrounds except for those from multijet events, which are estimated from data. All simulated samples utilise PHOTOS (version 2.15) [49] to simulate photon radiation and TAUOLA (version 1.20) [50] to simulate τ decays. They also include simultaneous pp interactions (pile-up), generated using PYTHIA 8.1 [51], and reweighted to the number of interactions per bunch crossing in data (on average 21 in 2012). Most of them are processed through a full GEANT4 [52] simulation of the detector response [53], and only the alternative $t\bar{t}$ samples described in Sect. 5.1 are produced using the ATLAS fast simulation that employs parameterised showers in the calorimeters [54]. Finally, the simulated events are reconstructed using the same software as the data. Further details on the modelling of the signal and each of the backgrounds are provided below.

5.1 $t\bar{t}$ signal

The default simulated $t\bar{t}$ events are generated with the NLO generator POWHEG-BOX (version 1, r2330) [55–57] using the CT10 PDF set [58] interfaced to PYTHIA (version 6.427) [59] with the CTEQ6L1 PDF set and the Perugia2011C set of tunable parameters (tune) [60] for the underlying event (UE). The h_{damp} factor, which is the model parameter that controls matrix element/parton shower matching in POWHEG-BOX and effectively regulates the high- p_T radiation, is set to the top-quark mass.

The alternative samples used to study the modelling of $t\bar{t}$ are:

⁵ $m_T^W = \sqrt{2p_T^\ell E_T^{\text{miss}}(1 - \cos \Delta\phi)}$, where p_T^ℓ is the transverse momentum (energy) of the muon (electron) and $\Delta\phi$ is the azimuthal angle separation between the lepton and the direction of the missing transverse momentum.

- MC@NLO (version 4.01) [61] using the CT10 PDF set and interfaced to HERWIG (version 6.520) [62] and JIMMY (version 4.31) [63].
- POWHEG-BOX using the CT10 PDF and setting the h_{damp} parameter to infinity, interfaced to PYTHIA (version 6.426) with the CTEQ6L1 PDF set and the Perugia2011C UE tune.
- POWHEG-BOX using the CT10 PDF and setting the h_{damp} parameter to infinity, and interfaced to HERWIG with the CTEQ6L1 PDF set and JIMMY to simulate the UE.
- ACERMC [64] using the CTEQ6L1 PDF set and interfaced to PYTHIA (version 6.426).

All $t\bar{t}$ samples are generated assuming a top-quark mass of 172.5 GeV and are normalised to the theoretical cross section of $\sigma_{t\bar{t}} = 253_{-15}^{+13}$ pb calculated at next-to-next-to-leading order (NNLO) in QCD including resummation of next-to-next-to-leading logarithmic (NNLL) soft gluon terms with TOP++ v2.0 [65–71].

5.2 W/Z +jets background

Samples of events with a W or Z boson produced in association with jets (W/Z +jets) are generated with up to five additional partons using the ALPGEN (version 2.14) [72] LO generator and the CTEQ6L1 PDF set, interfaced to PYTHIA (version 6.426) for parton showering and fragmentation. To avoid double counting of partonic configurations generated by both the matrix-element calculation and the parton shower, a parton–jet matching scheme (“MLM matching”) [73] is employed. The W +jets samples are generated separately for W +light-jets, $Wb\bar{b}$ +jets, $Wc\bar{c}$ +jets, and Wc +jets. The Z +jets samples are generated separately for Z +light-jets, $Zb\bar{b}$ +jets, and $Zc\bar{c}$ +jets. Overlap between $W/ZQ\bar{Q}$ +jets ($Q = b, c$) events generated from the matrix-element calculation and those generated from parton-shower evolution in the W/Z +light-jets samples is avoided via an algorithm based on the angular separation between the extra heavy quarks: if $\Delta R(Q, \bar{Q}) > 0.4$, the matrix-element prediction is used, otherwise the parton-shower prediction is used. The Z +jets background is normalised to its inclusive NNLO theoretical cross section [74], while data is used to normalise W +jets (see below for details). Further corrections are applied to Z +jets simulated events in order to better describe data in the preselected sample. A correction to the heavy-flavour fraction was derived to reproduce the relative rates of Z +2-jets events with zero and one b -tagged jets observed in data. In addition, the Z boson p_T spectrum was compared between data and the simulation in Z +2-jets events, and a reweighting function was derived in order to improve the modelling as described in Ref. [75].

The procedure to estimate the normalisation of the W +jets background in data exploits the difference in production cross

section at the LHC between W^+ and W^- , where the W^+ production cross section is higher than W^- [76]. This is due to the higher density of u quarks in protons with respect to d quarks, which causes more $u\bar{d} \rightarrow W^+$ to be produced than $d\bar{u} \rightarrow W^-$. The W boson charge asymmetry is then defined as the difference between the numbers of events with a single positive or negative lepton divided by the sum. The prediction for the W boson charge asymmetry in W +jets production is little affected by theoretical uncertainties and can be exploited, in combination with constraints from W^+ and W^- data samples, to derive the correct overall normalisation for the MC sample prediction. The W boson charge asymmetry depends on the flavour composition of the sample, as the size and sign of the asymmetry varies for $Wb\bar{b}$ +jets, $Wc\bar{c}$ +jets, Wc +jets, and W +light-jets production. The in situ calibration procedure embedded in the unfolding and described in Sect. 6.4, uses different signal and control regions to determine the normalisation of the W +jets background.

5.3 Multijet background

Multijet events can enter the selected data sample through several production and misreconstruction mechanisms. In the electron channel, the multijet background consists of non-prompt electrons from heavy-flavour decays or photon conversion or jets with a high fraction of their energy deposited in the EM calorimeter. In the muon channel, the background contributed by multijet events is predominantly due to final states with non-prompt muons, such as those from semileptonic b - or c -hadron decays. The multijet background normalisation and shape are estimated from data using the “Matrix Method” (MM) technique.

The MM exploits differences in the properties used for lepton identification between prompt, isolated leptons from W and Z boson decays (referred to as “real leptons”) and those where the leptons are either non-isolated or result from the misidentification of photons or jets (referred to as “fake leptons”). For this purpose, two samples are defined after imposing the event selection described in Sect. 4, differing only in the lepton identification criteria: a “tight” sample and a “loose” sample, the former being a subset of the latter. The tight selection employs the final lepton identification criteria used in the analysis. For the loose selection, the lepton isolation requirements are omitted for both the muon and electron channels, and the quality requirements are also loosened for the electron channel. The method assumes that the number of selected events in each sample (N^{loose} and N^{tight}) can be expressed as a linear combination of the numbers of events with real and fake leptons, so that the number of multijet events in the tight sample is given by

$$N_{\text{multijet}}^{\text{tight}} = \frac{\epsilon_{\text{fake}}}{\epsilon_{\text{real}} - \epsilon_{\text{fake}}} (\epsilon_{\text{real}} N^{\text{loose}} - N^{\text{tight}}) \quad (2)$$

where ϵ_{real} (ϵ_{fake}) represents the probability for a real (fake) lepton that satisfies the loose criteria to also satisfy the tight. Both of these probabilities are measured in data control samples. To measure ϵ_{real} , samples enriched in real leptons from W boson decays are selected by requiring high $E_{\text{T}}^{\text{miss}}$ or transverse mass m_{T}^W . The average ϵ_{real} is 0.75 (0.98) in the electron (muon) channel. To measure ϵ_{fake} , samples enriched in multijet background are selected by requiring either low $E_{\text{T}}^{\text{miss}}$ (electron channel) or high transverse impact parameter significance for the lepton track (muon channel). The average ϵ_{fake} value is 0.35 (0.20) in the electron (muon) channel. Dependencies of ϵ_{real} and ϵ_{fake} on quantities such as lepton p_{T} and η , ΔR between the lepton and the closest jet, or number of b -tagged jets, are parameterised in order to obtain a more accurate estimate.

5.4 Other backgrounds

Samples of single-top-quark backgrounds corresponding to the t -channel, s -channel and Wt production mechanisms are generated with POWHEG-BOX (version 3.0) [77, 78] using the CT10 PDF set. All samples are generated assuming a top-quark mass of 172.5 GeV and are interfaced to PYTHIA (version 6.425) with the CTEQ6L1 PDF set and the Perugia2011C UE tune. Overlaps between the $t\bar{t}$ and Wt final states are removed using the “diagram removal” scheme [79]. The single-top-quark samples are normalised to the approximate NNLO theoretical cross sections [80–82] using the MSTW 2008 NNLO PDF set.

Most of the diboson $WW/WZ/ZZ$ +jets samples are generated using ALPGEN (version 2.13), with up to three additional partons, and using the CTEQ6L1 PDF set, interfaced to HERWIG and JIMMY (version 4.31) for parton showering, fragmentation and UE modelling. For the WW +jets samples, it is required that at least one of the W bosons decays leptonically, while for the WZ/ZZ +jets samples, it is demanded that at least one of the Z bosons decays leptonically. Additional samples of WZ +jets, requiring the W and Z bosons to decay leptonically and hadronically, respectively, are generated with up to three additional partons, including massive b - and c -quarks, using SHERPA v1.4.1 [83] and the CT10 PDF set. All diboson samples are normalised to their NLO theoretical cross sections [84].

6 Charge asymmetry measurement

To measure the charge asymmetry in top-quark pair events, the full $t\bar{t}$ system is reconstructed (Sect. 6.1) and the $\Delta|y|$ spectra are unfolded to measure parton-level charge asymmetries (Sect. 6.2) using the estimation of the backgrounds and systematic uncertainties (Sect. 6.3). Significant

improvements to the analysis method with respect to the 7 TeV measurement [4] have been made, and these improvements are detailed in the description of the measurement in Sect. 6.4.

6.1 Reconstruction of the $t\bar{t}$ kinematics

The reconstruction of the $t\bar{t}$ system is achieved using a kinematic fit [85] that assesses the compatibility of the observed event with the decays of a $t\bar{t}$ pair based on a likelihood approach. The basic reconstruction method is explained in Ref. [86], but some modifications are introduced as discussed in the following paragraph.

In events with four or five jets, all jets are considered in the fit. For events where more than five jets are reconstructed, only the two jets with the highest likelihood to be b -jets, according to the multivariate selection (see Sect. 3), and, of the remaining jets, the three with the highest p_T are considered in the fit. This selection of input jets for the likelihood was chosen to optimise the correct-sign fraction of reconstructed $\Delta|y|$. The average correct-sign fraction is estimated with simulation studies and found to be 72 and 75% in events with exactly one and at least two b -tagged jets, respectively. The most probable combination out of all the possible jet permutations is chosen. Permutations with non- b -tagged jets assigned as b -jets and vice versa have a reduced weight due to the tagging probability in the likelihood. Finally, the lepton charge Q_ℓ is used to determine if the reconstructed semileptonically-decaying quark is a top quark ($Q_\ell > 0$) or an anti-top quark ($Q_\ell < 0$). The distributions of reconstructed quantities, $m_{t\bar{t}}$, $p_{T,t\bar{t}}$ and $\beta_{z,t\bar{t}}$ are shown in Fig. 1, with the binnings that are used in the differential measurements.

6.2 Unfolding

The reconstructed $\Delta|y|$ distributions are distorted by acceptance and detector resolution effects. An unfolding procedure is used to estimate the true $\Delta|y|$ spectrum, as defined by the t and \bar{t} after radiation and before decay in Monte Carlo events, from the one measured in data. The observed spectrum is unfolded using the fully Bayesian unfolding (FBU) technique [87].

The FBU method consists of the strict application of Bayesian inference to the problem of unfolding. This application can be stated in the following terms: given an observed spectrum \mathbf{D} with N_r reconstructed bins, and a response matrix \mathcal{M} with $N_r \times N_t$ bins giving the detector response to a true spectrum with N_t bins, the posterior probability density of the true spectrum \mathbf{T} (with N_t bins) follows the probability density

$$p(\mathbf{T}|\mathbf{D}) \propto \mathcal{L}(\mathbf{D}|\mathbf{T}) \cdot \pi(\mathbf{T}), \quad (3)$$

where $\mathcal{L}(\mathbf{D}|\mathbf{T})$ is the likelihood function of \mathbf{D} given \mathbf{T} and \mathcal{M} , and $\pi(\mathbf{T})$ is the prior probability density for \mathbf{T} . While the response matrix is estimated from the simulated sample of $t\bar{t}$ events, a uniform prior probability density in all bins is chosen as $\pi(\mathbf{T})$, such that equal probabilities to all \mathbf{T} spectra within a wide range are assigned. The unfolded asymmetry A_C is computed from $p(\mathbf{T}|\mathbf{D})$ as

$$p(A_C|\mathbf{D}) = \int \delta(A_C - A_C(\mathbf{T})) p(\mathbf{T}|\mathbf{D}) d\mathbf{T}. \quad (4)$$

The treatment of systematic uncertainties is consistently included in the Bayesian inference approach by extending the likelihood $\mathcal{L}(\mathbf{D}|\mathbf{T})$ with nuisance parameter terms. The marginal likelihood is defined as

$$\mathcal{L}(\mathbf{D}|\mathbf{T}) = \int \mathcal{L}(\mathbf{D}|\mathbf{T}, \boldsymbol{\theta}) \cdot \mathcal{N}(\boldsymbol{\theta}) d\boldsymbol{\theta}, \quad (5)$$

where $\boldsymbol{\theta}$ are the nuisance parameters, and $\mathcal{N}(\boldsymbol{\theta})$ their prior probability densities, which are assumed to be Normal distributions with mean $\mu = 0$ and standard deviation $\sigma = 1$. A nuisance parameter is associated with each of the uncertainty sources (as explained below).

The marginalisation approach provides a natural framework to treat simultaneously the unfolding and background estimation using multiple data regions. Given the distributions \mathbf{D}_i measured in N_{ch} independent channels, the likelihood is extended to the product of likelihoods of each channel, so that

$$\mathcal{L}(\{\mathbf{D}_1 \cdots \mathbf{D}_{N_{ch}}\}|\mathbf{T}) = \int \prod_{i=1}^{N_{ch}} \mathcal{L}(\mathbf{D}_i|\mathbf{T}, \boldsymbol{\theta}) \cdot \mathcal{N}(\boldsymbol{\theta}) d\boldsymbol{\theta}, \quad (6)$$

where the nuisance parameters are common to all analysis channels.

6.3 Systematic uncertainties

Several sources of systematic uncertainty are considered, which can affect the normalisation of signal and background and/or the shape of the relevant distributions. Individual sources of systematic uncertainty are considered to be uncorrelated. Correlations of a given systematic uncertainty with others are maintained across signal and background processes and channels. The following sections describe each of the systematic uncertainties considered in the analysis. Experimental uncertainties and background modelling uncertainties (Sects. 6.3.1, 6.3.2) are marginalised during the unfolding procedure, while signal modelling uncertainties, uncertainties due to Monte Carlo sample size, PDF uncertainties and unfolding response uncertainties (Sects. 6.3.3, 6.3.4) are added in quadrature to the unfolded uncertainty.

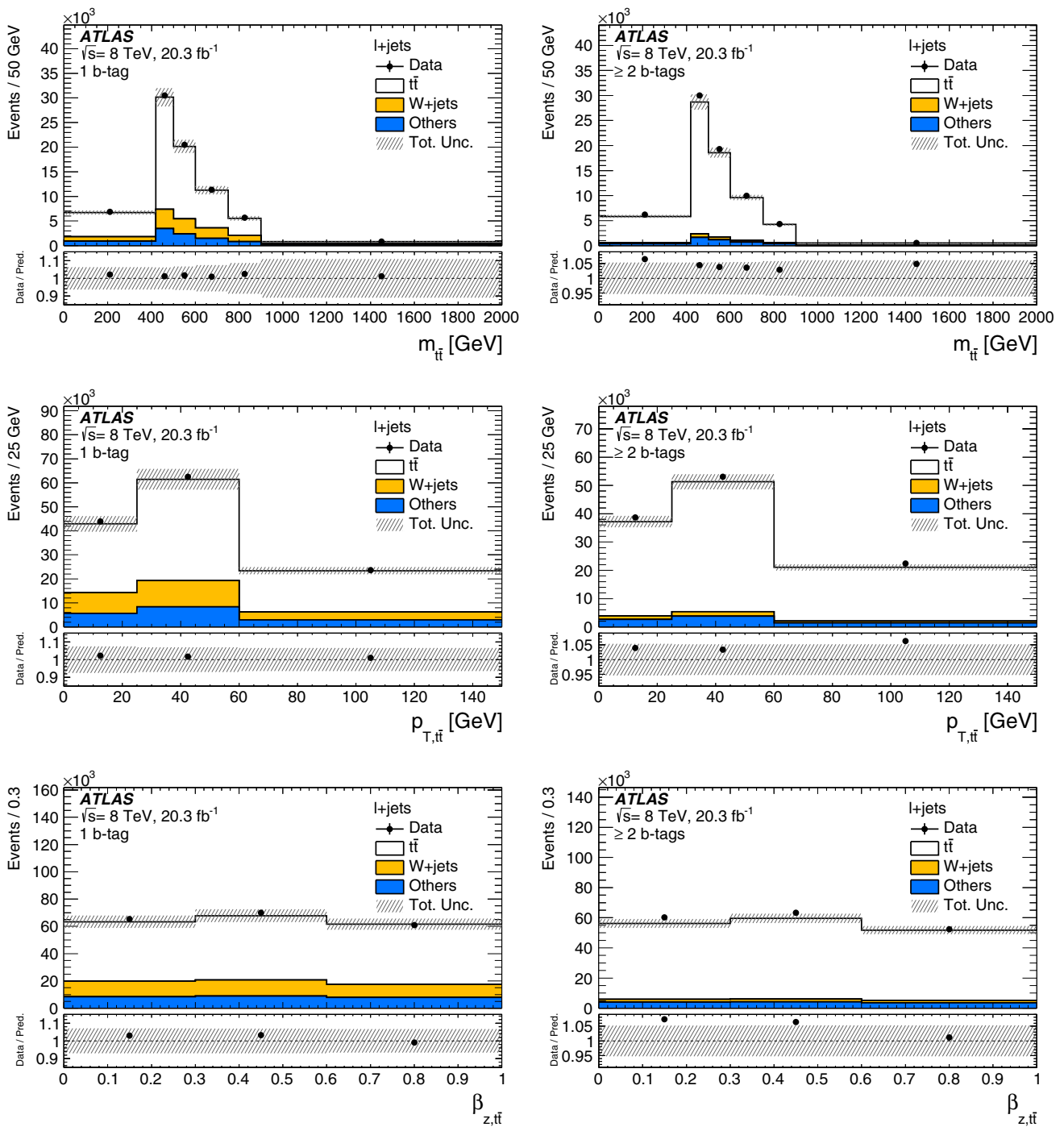


Fig. 1 Comparison between data and prediction for the $e+jets$ and $\mu+jets$ channels combined for distributions of kinematic quantities, in the sample with one b -tagged jet (left) and in the sample with at least two b -tagged jets (right). From top to bottom invariant mass $m_{t\bar{t}}$, transverse momentum $p_{T,t\bar{t}}$, z -component of the velocity of the $t\bar{t}$ system $\beta_{z,t\bar{t}}$. The total uncertainty, before the unfolding process, on the signal and

background estimation is shown together with statistical uncertainty as a *black hashed band*, and the binnings are those that are used for the differential measurements. The *bottom part of each plot* shows the ratio of the data to the predicted value together with combined statistical and systematic uncertainties

6.3.1 Experimental uncertainties

Jet energy scale and resolution: The jet energy scale (JES) and its uncertainty have been derived by combining infor-

mation from test-beam data, LHC collision data and simulation [43]. The jet energy scale uncertainty is split into 22 uncorrelated components which can have different jet p_T and η dependencies and are treated independently in this analy-

sis. The jet energy resolution (JER) has been determined as a function of jet p_T and rapidity using dijet events from data and simulation. The JER in data and in simulation are found to agree within 10 %, and the corresponding uncertainty is assessed by smearing the jet p_T in the simulation. The JES and JER uncertainties represent the leading sources of uncertainty associated with reconstructed objects in this analysis.

Heavy- and light-flavour tagging: The efficiencies to tag jets from b -quarks, c -quarks, and light quarks are measured in data as a function of p_T (and η for light-quark jets), and these efficiencies are used to adjust the simulation to match data. The uncertainties in the calibration are propagated through this analysis and represent a minor source of uncertainty.

Jet reconstruction and identification: The uncertainty associated with the jet reconstruction efficiency is assessed by randomly removing 0.2 % of the jets with p_T below 30 GeV, to match the measured jet inefficiency in data for this p_T range [43]. The uncertainty on the efficiency that each jet satisfies the JVF requirement is estimated by changing the JVF cut value from its nominal value by ± 0.1 , and repeating the analysis using the modified cut value. Both uncertainties have a negligible impact on the measurement.

Leptons: Uncertainties associated with leptons affect the reconstruction, identification and trigger efficiencies, as well as the lepton momentum scale and resolution. They are estimated from $Z \rightarrow \ell^+\ell^-$ ($\ell = e, \mu$), $J/\psi \rightarrow \ell^+\ell^-$ and $W \rightarrow e\nu$ processes using techniques described in Refs. [35, 36, 88]. The combined effect of all these uncertainties results in an overall normalisation uncertainty on the signal and background of approximately 1.5 %. Charge misidentification is not considered as it is small [88] and has a negligible impact on the measurement.

Missing transverse momentum: The E_T^{miss} reconstruction is affected by uncertainties associated with leptons, jet energy scales and resolutions which are propagated to the E_T^{miss} calculation. Additional small uncertainties associated with the modelling of the underlying event, in particular its impact on the p_T scale and resolution of unclustered energy, are also taken into account. All uncertainties associated with the E_T^{miss} have a negligible effect.

Luminosity: The uncertainty on the integrated luminosity is 2.8 %, affecting the overall normalisation of all processes estimated from MC simulation. It is derived following the methodology detailed in Ref. [32]. The impact of this uncertainty is negligible in this measurement.

6.3.2 Background modelling

W+jets: The predictions of normalisation and flavour composition of the W +jets background are affected by large

uncertainties, but the in situ data-driven technique described in Sect. 5.2 reduces these to a negligible level. All sources of uncertainty other than normalisation are propagated to the W +jets estimation.

Z+jets: Uncertainties affecting the modelling of the Z +jets background include a 5 % normalisation uncertainty from the theoretical NNLO cross section [74], as well as an additional 24 % normalisation uncertainty added in quadrature for each additional inclusive jet-multiplicity bin, based on a comparison among different algorithms for merging LO matrix elements and parton showers [89]. The normalisation uncertainties for Z +jets are described by three uncorrelated nuisance parameters corresponding to the three b -tag multiplicities considered in the analysis.

Multijet background: Uncertainties on the multijet background estimated via the Matrix Method receive contributions from the size of the data sample as well as from the uncertainty on ϵ_{fake} , estimated in different control regions. A normalisation uncertainty of 50 % due to all these effects is assigned independently to the electron and muon channels and to each b -tag multiplicity, leading to a total of six uncorrelated uncertainties.

Other physics backgrounds: Uncertainties affecting the normalisation of the single-top-quark background include a +5 %/−4 % uncertainty on the total cross section estimated as a weighted average of the theoretical uncertainties on t -, Wt - and s -channel production [80–82]. Including an additional uncertainty in quadrature of 24 % per additional jet has a negligible impact on the measurement. Uncertainties on the diboson background normalisation include 5 % from the NLO theoretical cross sections [84] added in quadrature to an uncertainty of 24 % due to the extrapolation to the high jet-multiplicity region, following the procedure described for Z +jets.

6.3.3 Signal modelling

In order to investigate the impact of uncertainties on the $t\bar{t}$ signal modelling, additional samples generated with POWHEG-BOX interfaced to HERWIG, MC@NLO interfaced to HERWIG and ACERMC interfaced to PYTHIA are considered (see Sect. 5.1 for more details). Different predictions and response matrices built with those $t\bar{t}$ samples are used to repeat the full analysis procedure isolating one effect at the time. For each case, the intrinsic asymmetry and the unfolded asymmetry are measured. The intrinsic asymmetry is the asymmetry generated in each Monte Carlo sample before the simulation of the detector response. Double differences between the intrinsic (int) asymmetry and the unfolded (unf) values of the nominal (nom) and the alternative (alt) sample are considered as uncertainties to account

for the different A_C predictions of the different samples, $(A_C^{\text{int,nom}} - A_C^{\text{int,alt}}) - (A_C^{\text{unf,nom}} - A_C^{\text{unf,alt}})$. This is referred to as the double difference.

NLO generator: The uncertainty associated with the choice of NLO generator is estimated from the double difference of the parton-level A_C and unfolded A_C comparing POWHEG-BOX interfaced to HERWIG (nom) and MC@NLO interfaced to HERWIG (alt).

Fragmentation model: The uncertainty associated with the fragmentation model is estimated from the double difference of the parton-level A_C and unfolded A_C comparing POWHEG-BOX interfaced to PYTHIA (nom) and POWHEG-BOX interfaced to HERWIG (alt).

Initial- and final-state radiation (ISR/FSR): The uncertainty associated with the ISR/FSR modelling is estimated using the ACERMC generator where the parameters of the generation were varied to be compatible with the results of a measurement of $t\bar{t}$ production with a veto on additional central jet activity [90]. Two variations producing more and less ISR/FSR are considered. The uncertainty is estimated from half of the double difference of the parton-level A_C and unfolded A_C comparing POWHEG-BOX (nom) and ACERMC (alt) interfaced to PYTHIA producing more and less ISR/FSR.

6.3.4 Others

Monte Carlo sample size: To assess the effect on the measurement of the limited number of Monte Carlo events, an ensemble of 1000 response matrices, each of them fluctuated according to the raw number of simulated events, is produced. Unfolding is repeated with the same pseudo-dataset for each fluctuated response matrix. The uncertainty is estimated as the standard deviation of the ensemble of the 1000 A_C values obtained. The estimated systematic uncertainty associated with limited number of Monte Carlo events is about ten times smaller than the data statistical uncertainty; this is consistent with the size of the available Monte Carlo sample.

PDF uncertainties: The choice of PDF in simulation has a significant impact on the charge asymmetry of the simulated W +jets background. Since this asymmetry is exploited to calibrate the W +jets prediction, the related uncertainty has to be estimated. The uncertainty on the PDFs is evaluated using three different PDF sets: CT10 [58], MSTW 2008 [91] and NNPDF2.1 [92]. For each set, the PDFs are varied based on the uncertainties along each of the PDF eigenvectors. Each variation is applied by reweighting the W +jets sample event-by-event. The A_C measurements are repeated for each varied W +jets template and the uncertainty is estimated as half of the largest difference between any variation of CT10 and MSTW 2008, and the $\pm 1\sigma$ variations for NNPDF2.1. The resulting uncertainties are small, but non-negligible. The impact of

uncertainties related to PDFs are found to be negligible in $t\bar{t}$ modelling.

Unfolding response: The response of the unfolding procedure, i.e. any non-linearity or bias, is determined using a set of six pseudo-datasets, each of them being composed of the default $t\bar{t}$ signal reweighted to simulate an asymmetry and the default MC simulation predictions. The injected A_C value ranges between -0.2 and 0.2 depending on the differential variable and bin. The six reweighted pseudo-datasets are unfolded using the default response matrix and the uncertainty associated with the unfolding response is calculated as: $A_C^{\text{meas}} - (A_C^{\text{meas}} - b)/a$, with a and b the slope and offset of a linear fit of the generator-level (intrinsic) A_C versus unfolded A_C of the six reweighted pseudo-datasets previously defined and A_C^{meas} the measured value in data.

6.4 Measurement

A fit is performed which maximises the extended likelihood of Eq. (6). In this fit, the events are further separated based on the sign of the lepton charge Q_ℓ . The measurements are then performed using a combination of six channels based on the lepton charge ($Q_\ell > 0$ and $Q_\ell < 0$) and the b -jet multiplicity (zero b -jets, one b -jet, at least two b -jets). The $\Delta|y|$ distribution is split into four bins in all the channels except the zero b -jets channel, as no extra information for A_C is expected. Four bins in $\Delta|y|$ are considered in each differential bin of all differential measurements.

The W +jets in situ calibration procedure consists of fitting the calibration factors $K_{b\bar{b}/c\bar{c}}$, K_c and K_{light} for scaling the flavor components of the W +jets background with different charge asymmetries, assuming uniform prior probabilities π during the posterior probability estimation defined in Eq. (7). The b -jet multiplicity provides information about the heavy- and light-flavour composition of the W +jets background, while the lepton charge asymmetry is used to determine the normalisation of each component. Figure 2 shows the different W +jets contributions for the different b -jet multiplicities and lepton charges. In addition to the expected number of $t\bar{t}$ events for each bin in T , the W +jets calibration factors are free parameters in the likelihood. The posterior probability density is thus

$$\begin{aligned}
 p(T|\{D_1 \dots D_{N_{ch}}\}) &= \int \prod_{i=1}^{N_{ch}} \mathcal{L}(D_i | R_i(T; \theta_s), B_i(K_{b\bar{b}/c\bar{c}}, K_c, K_{\text{light}}; \theta_s, \theta_b)) \\
 &\times \mathcal{N}(\theta_s) \mathcal{N}(\theta_b) \pi(T) \pi(K_{b\bar{b}/c\bar{c}}) \pi(K_c) \\
 &\times \pi(K_{\text{light}}) d\theta_s d\theta_b,
 \end{aligned} \tag{7}$$

where $B = B(K_{b\bar{b}/c\bar{c}}, K_c, K_{\text{light}}; \theta_s, \theta_b)$ is the total background prediction, the probability densities π are uniform priors and R is the reconstructed signal prediction. Two cat-

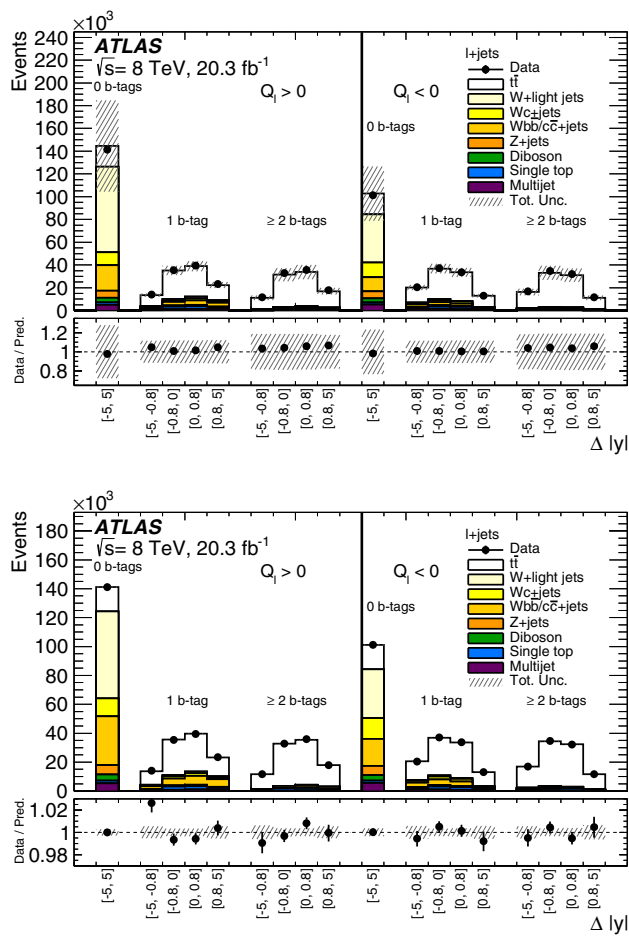


Fig. 2 Comparison between prediction and data for the 18 bins used in the inclusive A_C measurement before (*top*) and after (*bottom*) the simultaneous unfolding procedure and W +jets in situ background calibration, including only uncertainties that are marginalized. The $\Delta|y|$ distribution in four bins is considered for the $t\bar{t}$ -enriched event samples with exactly one and at least two b -jets; a single bin is considered for the background-enriched sample with zero b -jets. After the calibration, the background components are scaled to the measured values for the nuisance parameters, and the prediction for $t\bar{t}$ events in each bin is estimated by folding the measured parton-level parameters through the response matrix. The *bottom part of each plot* shows the ratio of the data to the predicted value together with combined statistical and systematic uncertainties

egories of nuisance parameters are considered: the normalisation of the background processes (θ_b), and the uncertainties associated with the object identification, reconstruction and calibration (θ_s). While the first ones only affect the background predictions, the latter, referred to as object systematic uncertainties, affect both the reconstructed distribution for $t\bar{t}$ signal and the total background prediction. The W +jets calibration factors are found to be $K_{b\bar{b}/c\bar{c}} = 1.50 \pm 0.11$, $K_c = 1.07 \pm 0.27$ and $K_{\text{light}} = 0.80 \pm 0.04$, where the uncertainties include both the statistical and systematic components.

The final numbers of expected and observed data events after the full event selection, marginalisation of nuisance

Table 1 Observed number of data events compared to the expected number of signal events and different background contributions for different b -tagging multiplicities in the combined μ +jets and e +jets channels. These yields are shown after marginalisation of the nuisance parameters and the in situ calibration of the W +jets background, and the marginalized uncertainties are shown. The marginalized uncertainties for each background and signal component are correlated, and the correlation is taken into account in their combination

Channel	ℓ + jets 0-tag	ℓ + jets 1-tag	ℓ + jets 2-tag
Single top	3400 ± 400	$12,100 \pm 1300$	8700 ± 900
W +jets	$173,000 \pm 9000$	$45,000 \pm 4000$	8600 ± 700
Z +jets	$13,000 \pm 6000$	3900 ± 2000	1900 ± 900
Diboson	8000 ± 4000	2000 ± 900	400 ± 200
Multijets	$10,800 \pm 3500$	6300 ± 2000	2200 ± 700
Total background	$208,500 \pm 1300$	$69,600 \pm 2600$	$21,800 \pm 1300$
$t\bar{t}$	$33,900 \pm 1200$	$146,900 \pm 2700$	$171,600 \pm 1500$
Total expected	$242,400 \pm 600$	$216,500 \pm 500$	$193,400 \pm 400$
Observed	242,420	216,465	193,418

parameters and W +jets in situ calibration are listed in Table 1, while Fig. 2 shows the good level of agreement between the data and expectation before and after marginalisation for the six channels. In both cases, the uncertainties that are marginalized are shown. Since these uncertainties are correlated for the background and signal components, the total combined marginalized uncertainty is smaller than the sum of the constituent parts.

7 Results

7.1 Inclusive measurement

The inclusive $t\bar{t}$ production charge asymmetry is measured to be

$$A_C = 0.009 \pm 0.005 \text{ (stat. + syst.)},$$

compatible with the SM prediction, $A_C = 0.0111 \pm 0.0004$ [1].

Since the background estimation is part of the Bayesian inference procedure described in Sect. 6.2, it is not possible to study the impact of systematic uncertainties by repeating unfolding on data with varied templates, without using marginalisation. Instead, the expected impact of systematic uncertainties is studied with pseudo-data distributions corresponding to the sum of the background and signal predictions. For each source of uncertainty, the $\pm 1\sigma$ variations of the predictions are used to build the pseudo-data, and the unfolding procedure is repeated. The baseline background templates and response matrices, as in the actual measurements, are used. Table 2 shows the average asymmetry variation δA_C computed, for each source

of uncertainty, as $|A_C(+1\sigma) - A_C(-1\sigma)|/2$, but only the uncertainties having a variation above 10% of the statistical uncertainty are reported in the table. The total uncertainty associated with the marginalised systematic uncertainties is estimated by subtracting in quadrature the statis-

tical term from the total marginalised uncertainty. It yields 0.002 (category (a) in Table 2). The total, non-marginalised uncertainty associated with systematic uncertainties is estimated by summing in quadrature sources from category (b) in Table 2.

The precision of the measurement is limited by the statistical uncertainty, and the main sources of systematic uncertainty are the signal modelling and the uncertainties with a large impact on the size of the W +jets background, such as the uncertainty on the jet energy scale and resolution.

Table 2 Impact of individual sources of uncertainty on the inclusive A_C measurement. All uncertainties described in Sect. 6.3 are considered, but only the ones having a variation above 10% of the statistical uncertainty are reported in the table. Systematic uncertainties in group (a) are marginalised while systematic uncertainties in group (b) are added in quadrature to the marginalised posterior

	Source of systematic uncertainty	δA_C
(a)	Jet energy scale and resolution	0.0016
	Multijet background normalisation	0.0005
(b)	Initial-/final-state radiation	0.0009
	Monte Carlo sample size	0.0010
	PDF	0.0007
	Statistical uncertainty	0.0044
	Total uncertainty	0.0049

7.2 Differential measurements

The A_C differential spectra are compared in Fig. 3 with the theoretical SM predictions, as well as with BSM predictions for right-handed colour octets with low and high masses [93]. The BSM predictions are not shown in the measurement as a function of $p_{T,t\bar{t}}$ as they are LO $2 \rightarrow 2$ calculations. The results are compatible with the SM, and it is not possible to distinguish between the SM and BSM models at this level of

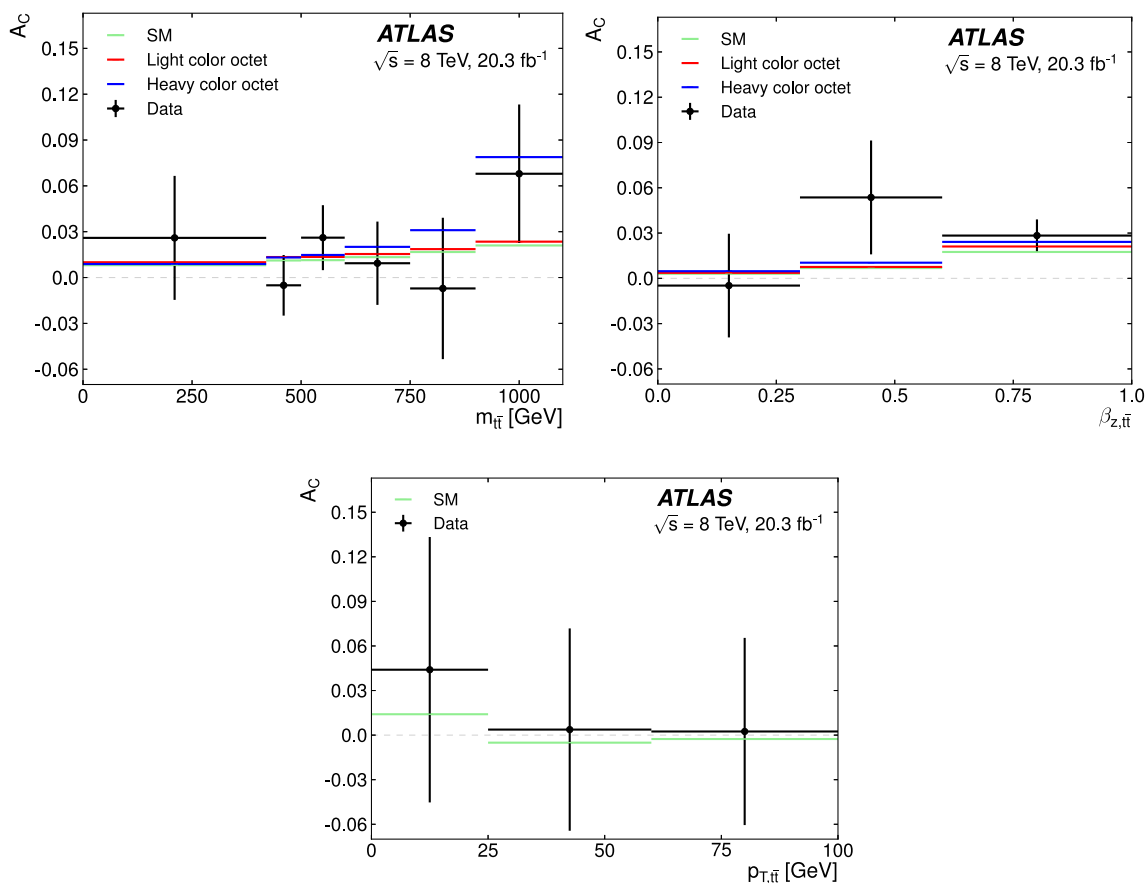


Fig. 3 Measured A_C values as a function of bin-averaged $m_{t\bar{t}}$, $\beta_{z,t\bar{t}}$ and $p_{T,t\bar{t}}$, compared with predictions for SM [1] and for right-handed colour octets with masses below the $t\bar{t}$ threshold and beyond the kine-

matic reach of current LHC searches [93]. The BSM predictions are shown only for the *two top plots*. The bins are the same as the ones reported in Tables 3 and 4

precision. The BSM models are tuned to be compatible with the Tevatron asymmetry measurements and the A_C measurements at $\sqrt{s} = 7$ TeV.

Table 3 shows the average asymmetry variation δA_C computed for each differential measurement, for each source of uncertainty, as explained in Sect. 7.1. The precision of the

Table 3 Impact of individual sources of uncertainty on the measurement of A_C in bins of $m_{l\bar{l}}$, $\beta_{z,l\bar{l}}$ and $p_{T,l\bar{l}}$. All uncertainties described in Sect. 6.3 are considered, but only the ones having at least one bin with a variation above 10% of the statistical uncertainty are reported in the table; the others are quoted as “–”. Systematic uncertainties in group (a) are marginalised while systematic uncertainties in group (b) are added in quadrature to the marginalised posterior

Source of systematic uncertainty		δA_C in $m_{l\bar{l}}$ [GeV]					
		0–420	420–500	500–600	600–750	750–900	>900
(a)	Jet energy scale and resolution	0.010	0.007	0.007	0.009	0.013	0.009
	b -tagging/mis-tag efficiencies	0.006	0.005	0.005	0.005	0.008	0.005
	Missing transverse momentum	–	–	0.003	0.002	–	–
	Lepton reconstruction/identification	0.004	–	–	–	–	–
	Other backgrounds normalisation	0.009	0.006	–	0.002	–	–
(b)	Signal modelling	0.030	0.005	0.004	0.009	–	0.007
	Parton shower/hadronisation	–	0.005	–	–	0.010	0.011
	Initial-/final-state radiation	0.006	0.002	0.004	0.004	0.004	0.011
	Monte Carlo sample size	0.006	0.004	0.004	0.005	0.010	0.009
	PDF	0.004	0.002	0.002	0.004	0.005	0.007
	Statistical uncertainty	0.025	0.017	0.018	0.023	0.042	0.037
	Total	0.041	0.020	0.021	0.027	0.046	0.045
Source of systematic uncertainty		δA_C in $\beta_{z,l\bar{l}}$					
		<0.3	0.3–0.6	0.6–1.0			
(a)	Jet energy scale and resolution	0.009	0.013	0.003			
	b -tagging/mis-tag efficiencies	0.003	0.003	0.001			
	Multijet background normalisation	0.003	–	–			
(b)	Signal modelling	0.025	0.027	0.002			
	Parton shower/hadronisation	0.009	0.010	0.006			
	Initial-/final-state radiation	0.006	–	–			
	Monte Carlo sample size	0.005	0.004	0.002			
	PDF	0.004	0.006	0.002			
	Statistical uncertainty	0.018	0.015	0.008			
	Total	0.034	0.038	0.011			
Source of systematic uncertainty		δA_C in $p_{T,l\bar{l}}$ [GeV]					
		0–25	25–60	>60			
(a)	Jet energy scale and resolution	0.009	0.009	0.003			
	Lepton energy scale and resolution	0.001	–	0.003			
	b -tagging/mis-tag efficiencies	0.007	0.008	0.003			
	Missing transverse momentum	0.002	0.004	0.002			
	Multijet background normalisation	0.005	0.003	–			
	Lepton reconstruction/identification	0.005	0.004	0.001			
	Other backgrounds normalisation	–	0.003	0.002			
(b)	Signal modelling	0.067	0.017	0.057			
	Parton shower/hadronisation	0.040	0.043	0.019			
	Initial-/final-state radiation	0.015	0.017	0.009			
	Monte Carlo sample size	0.006	0.008	0.003			
	PDF	0.009	0.009	0.004			
	Statistical uncertainty	0.017	0.028	0.014			
	Total	0.089	0.068	0.063			

Table 4 Measured charge asymmetry, A_C , values for the electron and muon channels combined after unfolding as a function of the $t\bar{t}$ invariant mass, $m_{t\bar{t}}$ (top), the $t\bar{t}$ velocity along the z-axis, $\beta_{z,t\bar{t}}$ (middle), and the $t\bar{t}$ transverse momentum, $p_{T,t\bar{t}}$ (bottom). SM and BSM predictions, for right-handed colour octets with masses below

the $t\bar{t}$ threshold (Light BSM) and beyond the kinematic reach of current LHC searches (Heavy BSM) [93], are also reported. The quoted uncertainties include statistical and systematic components after the marginalisation

A_C	$m_{t\bar{t}}$ [GeV]					
	<420	420–500	500–600	600–750	750–900	>900
Data	0.026 ± 0.041	−0.005 ± 0.020	0.026 ± 0.021	0.009 ± 0.027	−0.007 ± 0.046	0.068 ± 0.044
SM	0.0081 ^{+0.0003} _{−0.0004}	0.0112 ± 0.0005	0.0114 ^{+0.0003} _{−0.0004}	0.0134 ^{+0.0003} _{−0.0005}	0.0167 ^{+0.0005} _{−0.0006}	0.0210 ^{+0.0003} _{−0.0002}
Light BSM	0.0100 ± 0.0004	0.0134 ± 0.0006	0.0135 ^{+0.0004} _{−0.0005}	0.0155 ^{+0.0005} _{−0.0006}	0.0186 ^{+0.0007} _{−0.0008}	0.0235 ^{+0.0006} _{−0.0005}
Heavy BSM	0.0089 ± 0.0004	0.0132 ± 0.0006	0.0148 ^{+0.0004} _{−0.0005}	0.0201 ^{+0.0004} _{−0.0006}	0.0310 ^{+0.0006} _{−0.0007}	0.0788 ^{+0.0007} _{−0.0006}
A_C	$\beta_{z,t\bar{t}}$					
	<0.3	0.3–0.6	0.6–1.0			
Data	−0.005 ± 0.034	0.054 ± 0.038	0.028 ± 0.011			
SM	0.0031 ± 0.0003	0.0068 ^{+0.0002} _{−0.0003}	0.0175 ^{+0.0007} _{−0.0008}			
Light BSM	0.0037 ± 0.0004	0.0075 ± 0.0004	0.0211 ^{+0.0007} _{−0.0008}			
Heavy BSM	0.0048 ± 0.0004	0.0103 ± 0.0004	0.0242 ^{+0.0007} _{−0.0008}			
A_C	$p_{T,t\bar{t}}$ [GeV]					
	<25	25–60	>60			
Data	0.044 ± 0.088	0.004 ± 0.066	0.002 ± 0.062			
SM	0.0141 ± 0.0007	−0.0051 ± 0.0003	−0.0026 ± 0.0002			

differential measurements is limited by the same factors as the inclusive result. The measurement versus $p_{T,t\bar{t}}$ is particularly affected by the parton-shower model.

The resulting charge asymmetry A_C is shown in Table 4 for the differential measurements as a function of $m_{t\bar{t}}$, $\beta_{z,t\bar{t}}$ and $p_{T,t\bar{t}}$. The theoretical values are described in Ref. [1] (SM) and Ref. [93] (BSM), and they have been provided for the chosen bins. The correlation matrices are shown in Table 5 for the measurements as a function of $m_{t\bar{t}}$, $\beta_{z,t\bar{t}}$ and $p_{T,t\bar{t}}$.

In regions with sensitivity to BSM (high values of $m_{t\bar{t}}$ and $\beta_{z,t\bar{t}}$), the uncertainty on the measurements is largely dominated by the available statistics, while in other regions the uncertainty on signal modeling and/or parton shower dominates.

7.3 Interpretation

Figure 4 shows the inclusive A_C measurement presented in Sect. 7. The measurement is compared to the $t\bar{t}$ forward–

backward asymmetry⁶ A_{FB} measured at the Tevatron by CDF and D0 experiments. Predictions given by several BSM models, the details of which can be found in Refs. [20, 94], are also displayed. These BSM models include a W' boson, a heavy axigluon (\mathcal{G}_μ), a scalar isodoublet (ϕ), a colour-triplet scalar (ω^4), and a colour-sextet scalar (Ω^4). For each model, the predictions for A_{FB} and A_C are derived using the PROTONS generator [95] with the constraints described in Ref. [86]. The ranges of predicted values for A_{FB} and A_C for a given set of BSM model are also shown. The BSM physics contributions are computed using the tree-level SM amplitude plus the one(s) from the new particle(s), to account for the interference between the two contributions. The phase-space of the parameters describing the various BSM models (such as the BSM particle masses and couplings) is limited by the measurement presented in this paper.

⁶ The $t\bar{t}$ asymmetry at the Tevatron is measured as a forward–backward asymmetry and defined as $A_{FB} = \frac{N(\Delta y > 0) - N(\Delta y < 0)}{N(\Delta y > 0) + N(\Delta y < 0)}$.

Table 5 Correlation coefficients $\rho_{i,j}$ for the statistical and systematic uncertainties between the i -th and j -th bin of the differential A_C measurement as a function of the $t\bar{t}$ invariant mass, $m_{t\bar{t}}$ (top), the $t\bar{t}$ velocity along the z -axis, $\beta_{z,t\bar{t}}$ (bottom left), and the transverse momentum, $p_{T,t\bar{t}}$ (bottom right)

ρ_{ij}	$m_{t\bar{t}}$ [GeV]					
	$m_{t\bar{t}}$ (GeV)	<420	420–500	500–600	600–750	750–900
<420	1.	−0.263	0.076	−0.034	−0.017	−0.001
420–500		1.	−0.578	0.195	−0.035	−0.002
500–600			1.	−0.591	0.160	−0.028
600–750				1.	−0.573	0.132
750–900					1.	−0.487
>900						1.

ρ_{ij}	$\beta_{z,t\bar{t}}$		
	$\beta_{z,t\bar{t}}$	<0.3	0.3–0.6
<0.3	1.	−0.262	0.095
0.3–0.6		1.	−0.073
0.6–1.0			1.

ρ_{ij}	$p_{T,t\bar{t}}$ (GeV)		
	$p_{T,t\bar{t}}$ (GeV)	<25	25–60
<25	1.	−0.812	0.431
25–60		1.	−0.722
>60			1.

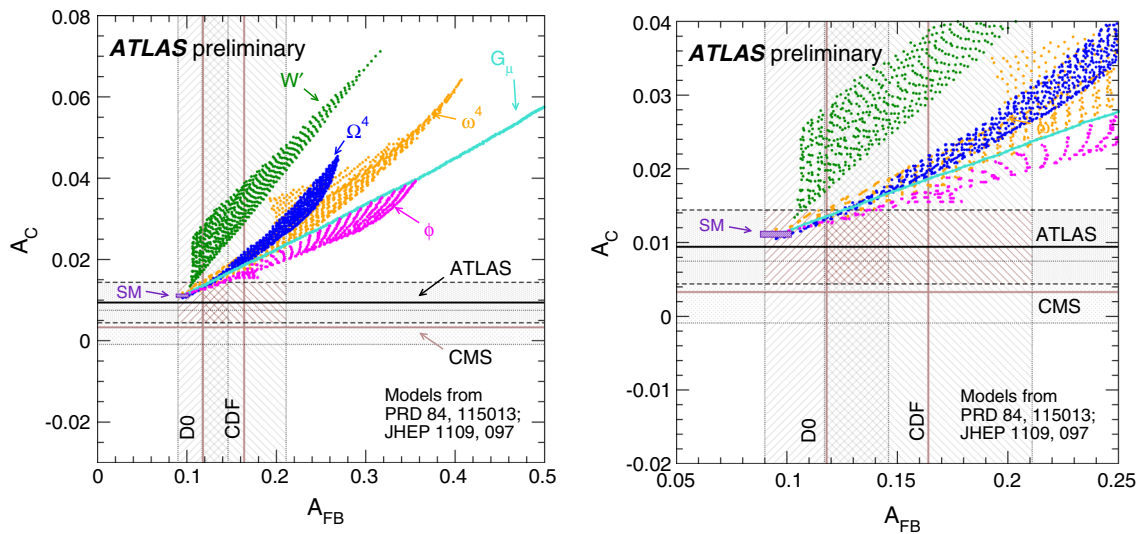


Fig. 4 Measured inclusive charge asymmetries A_C at the LHC versus forward-backward asymmetries A_{FB} at Tevatron, compared with the SM predictions [1,9] as well as predictions incorporating various potential BSM contributions [20,94]: a W' boson, a heavy axigluon (G_μ), a scalar isodoublet (ϕ), a colour-triplet scalar (ω^4), and a colour-

sextet scalar (Ω^4). The horizontal bands and lines correspond to the ATLAS and CMS measurements, while the vertical ones correspond to the CDF and D0 measurements. The uncertainty bands correspond to a 68% confidence level interval. The figure on the right is a zoomed-in version of the figure on the left

8 Conclusion

The top-quark pair production charge asymmetry was measured with pp collisions at the LHC using an integrated luminosity of 20.3 fb^{-1} recorded by the ATLAS experiment at a

centre-of-mass energy of $\sqrt{s} = 8 \text{ TeV}$ in $t\bar{t}$ events with a single lepton (electron or muon), at least four jets and large missing transverse momentum. The reconstruction of $t\bar{t}$ events was performed using a kinematic fit. The reconstructed inclusive distribution of $\Delta|y|$ and the distributions

as a function of $m_{t\bar{t}}$, $p_{T,t\bar{t}}$ and $\beta_{z,t\bar{t}}$ were unfolded to obtain results that can be directly compared to theoretical computations. The measured inclusive $t\bar{t}$ production charge asymmetry is $A_C = 0.009 \pm 0.005$ (stat. + syst.), to be compared to the SM prediction $A_C = 0.0111 \pm 0.0004$ [1]. All measurements presented in this paper are statistically limited and are found to be compatible with the SM prediction within the uncertainties. The precision of the measurements also allows for the exclusion of a large phase-space of the parameters describing various BSM models.

Acknowledgments We thank CERN for the very successful operation of the LHC, as well as the support staff from our institutions without whom ATLAS could not be operated efficiently. We acknowledge the support of ANPCyT, Argentina; YerPhI, Armenia; ARC, Australia; BMWFW and FWF, Austria; ANAS, Azerbaijan; SSTC, Belarus; CNPq and FAPESP, Brazil; NSERC, NRC and CFI, Canada; CERN; CONICYT, Chile; CAS, MOST and NSFC, China; COLCIENCIAS, Colombia; MSMT CR, MPO CR and VSC CR, Czech Republic; DNRF, DNSRC and Lundbeck Foundation, Denmark; IN2P3-CNRS, CEA-DSM/IRFU, France; GNSF, Georgia; BMBF, HGF, and MPG, Germany; GSRT, Greece; RGC, Hong Kong SAR, China; ISF, I-CORE and Benozijyo Center, Israel; INFN, Italy; MEXT and JSPS, Japan; CNRST, Morocco; FOM and NWO, Netherlands; RCN, Norway; MNiSW and NCN, Poland; FCT, Portugal; MNE/IFA, Romania; MES of Russia and NRC KI, Russian Federation; JINR; MESTD, Serbia; MSSR, Slovakia; ARRS and MIZŠ, Slovenia; DST/NRF, South Africa; MINECO, Spain; SRC and Wallenberg Foundation, Sweden; SERI, SNSF and Cantons of Bern and Geneva, Switzerland; MOST, Taiwan; TAEK, Turkey; STFC, United Kingdom; DOE and NSF, United States of America. In addition, individual groups and members have received support from BCKDF, the Canada Council, CANARIE, CRC, Compute Canada, FQRNT, and the Ontario Innovation Trust, Canada; EPLANET, ERC, FP7, Horizon 2020 and Marie Skłodowska-Curie Actions, European Union; Investissements d’Avenir Labex and Idex, ANR, Region Auvergne and Fondation Partager le Savoir, France; DFG and AvH Foundation, Germany; Herakleitos, Thales and Aristeia programmes co-financed by EU-ESF and the Greek NSRF; BSF, GIF and Minerva, Israel; BRF, Norway; the Royal Society and Leverhulme Trust, United Kingdom. The crucial computing support from all WLCG partners is acknowledged gratefully, in particular from CERN and the ATLAS Tier-1 facilities at TRIUMF (Canada), NDGF (Denmark, Norway, Sweden), CC-IN2P3 (France), KIT/GridKA (Germany), INFN-CNAF (Italy), NL-T1 (Netherlands), PIC (Spain), ASGC (Taiwan), RAL (UK) and BNL (USA) and in the Tier-2 facilities worldwide.

Open Access This article is distributed under the terms of the Creative Commons Attribution 4.0 International License (<http://creativecommons.org/licenses/by/4.0/>), which permits unrestricted use, distribution, and reproduction in any medium, provided you give appropriate credit to the original author(s) and the source, provide a link to the Creative Commons license, and indicate if changes were made. Funded by SCOAP³.

References

1. W. Bernreuther, Z.-G. Si, Top quark and leptonic charge asymmetries for the Tevatron and LHC. *Phys. Rev. D* **86**, 034026 (2012). doi:[10.1103/PhysRevD.86.034026](https://doi.org/10.1103/PhysRevD.86.034026). arXiv:[1205.6580](https://arxiv.org/abs/1205.6580) [hep-ph]
2. CMS Collaboration, Measurement of the charge asymmetry in top-quark pair production in proton–proton collisions at $\sqrt{s} = 7$ TeV. *Phys. Lett. B* **709**, 28–49 (2012). doi:[10.1016/j.physletb.2012.01.078](https://doi.org/10.1016/j.physletb.2012.01.078). arXiv:[1112.5100](https://arxiv.org/abs/1112.5100) [hep-ex]
3. CMS Collaboration, Inclusive and differential measurements of the $t\bar{t}$ TeV. *Phys. Lett. B* **717**, 129 (2012). doi:[10.1016/j.physletb.2012.09.028](https://doi.org/10.1016/j.physletb.2012.09.028). arXiv:[1207.0065](https://arxiv.org/abs/1207.0065) [hep-ex]
4. ATLAS Collaboration, Measurement of the top quark pair production charge asymmetry in proton–proton collisions at $\sqrt{s} = 7$ TeV using the ATLAS detector. *JHEP* **02**, 107 (2014). doi:[10.1007/JHEP02\(2014\)107](https://doi.org/10.1007/JHEP02(2014)107). arXiv:[1311.6724](https://arxiv.org/abs/1311.6724) [hep-ex]
5. ATLAS Collaboration, Measurement of the charge asymmetry in dileptonic decays of top quark pairs in pp TeV using the ATLAS detector. *JHEP* **05**, 061 (2015). doi:[10.1007/JHEP05\(2015\)061](https://doi.org/10.1007/JHEP05(2015)061). arXiv:[1501.07383](https://arxiv.org/abs/1501.07383) [hep-ex]
6. CMS Collaboration, Measurement of the charge asymmetry in top quark pair production in pp collisions at $\sqrt{s} = 8$ TeV using a template method. (2015). arXiv:[1508.03862](https://arxiv.org/abs/1508.03862) [hep-ex]
7. CMS Collaboration, Inclusive and differential measurements of the $t\bar{t}$ 8 TeV. (2015). arXiv:[1507.03119](https://arxiv.org/abs/1507.03119) [hep-ex]
8. J.A. Aguilar-Saavedra et al., Asymmetries in top quark pair production at hadron colliders. *Rev. Mod. Phys.* **87**, 421–455 (2015). doi:[10.1103/RevModPhys.87.421](https://doi.org/10.1103/RevModPhys.87.421). arXiv:[1406.1798](https://arxiv.org/abs/1406.1798) [hep-ph]
9. M. Czakon, P. Fiedler, A. Mitov, Resolving the Tevatron top quark forward–backward asymmetry puzzle: fully differential next-to-next-to-leading-order calculation. *Phys. Rev. Lett.* **115**, 052001 (2015). doi:[10.1103/PhysRevLett.115.052001](https://doi.org/10.1103/PhysRevLett.115.052001). arXiv: [1411.3007](https://arxiv.org/abs/1411.3007) [hep-ph]
10. T. Aaltonen et al., Forward–backward asymmetry in top quark production in $p\bar{p}$ collisions at $\sqrt{s} = 1.96$ TeV. *Phys. Rev. Lett.* **101**, 202001 (2008). doi:[10.1103/PhysRevLett.101.202001](https://doi.org/10.1103/PhysRevLett.101.202001). arXiv:[0806.2472](https://arxiv.org/abs/0806.2472) [hep-ex]
11. V.M. Abazov et al., D0 Collaboration, First measurement of the forward–backward charge asymmetry in top quark pair production. *Phys. Rev. Lett.* **100**, 142002 (2008). doi:[10.1103/PhysRevLett.100.142002](https://doi.org/10.1103/PhysRevLett.100.142002). arXiv:[0712.0851](https://arxiv.org/abs/0712.0851) [hep-ex]
12. S. Jung, A. Pierce, J.D. Wells, Top quark asymmetry from a non-Abelian horizontal symmetry. *Phys. Rev. D* **83**, 114039 (2011). doi:[10.1103/PhysRevD.83.114039](https://doi.org/10.1103/PhysRevD.83.114039). arXiv:[1103.4835](https://arxiv.org/abs/1103.4835) [hep-ph]
13. R. Diener, S. Godfrey, T.A.W. Martin, Using final state pseudorapidities to improve s-channel resonance observables at the LHC. *Phys. Rev. D* **80**, 075014 (2009). doi:[10.1103/PhysRevD.80.075014](https://doi.org/10.1103/PhysRevD.80.075014). arXiv:[0909.2022](https://arxiv.org/abs/0909.2022) [hep-ph]
14. O. Antunano, J.H. Kuhn, G. Rodrigo, Top quarks, axigluons and charge asymmetries at hadron colliders. *Phys. Rev. D* **77**, 014003 (2008). doi:[10.1103/PhysRevD.77.014003](https://doi.org/10.1103/PhysRevD.77.014003). arXiv:[0709.1652](https://arxiv.org/abs/0709.1652) [hep-ph]
15. A. Djouadi et al., Forward–backward asymmetry of top quark production at the Tevatron in warped extra dimensional models. *Phys. Rev. D* **82**, 071702(R) (2010). doi:[10.1103/PhysRevD.82.071702](https://doi.org/10.1103/PhysRevD.82.071702). arXiv:[0906.0604](https://arxiv.org/abs/0906.0604) [hep-ph]
16. P. Ferrario, G. Rodrigo, Massive color-octet bosons and the charge asymmetries of top quarks at hadron colliders. *Phys. Rev. D* **78**, 094018 (2008). doi:[10.1103/PhysRevD.78.094018](https://doi.org/10.1103/PhysRevD.78.094018). arXiv:[0809.3354](https://arxiv.org/abs/0809.3354) [hep-ph]
17. S. Jung et al., Top quark forward–backward asymmetry from new t-channel physics. *Phys. Rev. D* **81**, 015004 (2010). doi:[10.1103/PhysRevD.81.015004](https://doi.org/10.1103/PhysRevD.81.015004). arXiv:[0907.4112](https://arxiv.org/abs/0907.4112) [hep-ph]
18. J. Shu, T.M.P. Tait, K. Wang, Explorations of the top quark forward–backward asymmetry at the Tevatron. *Phys. Rev. D* **81**, 034012 (2010). doi:[10.1103/PhysRevD.81.034012](https://doi.org/10.1103/PhysRevD.81.034012). arXiv:[0911.3237](https://arxiv.org/abs/0911.3237) [hep-ph]
19. J.A. Aguilar-Saavedra, M. Perez-Victoria, Probing the Tevatron $t\bar{t}$ asymmetry at LHC. *JHEP* **05**, 034 (2011). doi:[10.1007/JHEP05\(2011\)034](https://doi.org/10.1007/JHEP05(2011)034). arXiv:[1103.2765](https://arxiv.org/abs/1103.2765) [hep-ph]
20. J.A. Aguilar-Saavedra, M. Perez-Victoria, Asymmetries in $t\bar{t}$ production: LHC versus Tevatron. *Phys. Rev. D* **84**, 115013 (2011). doi:[10.1103/PhysRevD.84.115013](https://doi.org/10.1103/PhysRevD.84.115013). arXiv:[1105.4606](https://arxiv.org/abs/1105.4606) [hep-ph]

21. I. Doršner et al., Light colored scalars from grand unification and the forward–backward asymmetry in $t\bar{t}$ production. *Phys. Rev. D* **81**, 055009 (2010). doi:[10.1103/PhysRevD.81.055009](https://doi.org/10.1103/PhysRevD.81.055009). [arXiv:0912.0972](https://arxiv.org/abs/0912.0972) [hep-ph]
22. B. Grinstein et al., Forward–backward asymmetry in $t\bar{t}$ production from flavor symmetries. *Phys. Rev. Lett.* **107**, 012002 (2011). doi:[10.1103/PhysRevLett.107.012002](https://doi.org/10.1103/PhysRevLett.107.012002). [arXiv:1102.3374](https://arxiv.org/abs/1102.3374) [hep-ph]
23. Z. Ligeti, G. Marques Tavares, M. Schmaltz, Explaining the $t\bar{t}$ forward–backward asymmetry without dijet or flavor anomalies. *JHEP* **06**, 109 (2011). doi:[10.1007/JHEP06\(2011\)109](https://doi.org/10.1007/JHEP06(2011)109). [arXiv:1103.2757](https://arxiv.org/abs/1103.2757) [hep-ph]
24. P. Ferrario, G. Rodrigo, Constraining heavy colored resonances from top–antitop quark events. *Phys. Rev. D* **80**, 051701(R) (2009). doi:[10.1103/PhysRevD.80.051701](https://doi.org/10.1103/PhysRevD.80.051701). [arXiv:0906.5541](https://arxiv.org/abs/0906.5541) [hep-ph]
25. P.H. Frampton, J. Shu, K. Wang, Axigluon as possible explanation for $p\bar{p} \rightarrow t\bar{t}$ forward–backward asymmetry. *Phys. Lett. B* **683**, 294–297 (2010). doi:[10.1016/j.physletb.2009.12.043](https://doi.org/10.1016/j.physletb.2009.12.043). [arXiv:0911.2955](https://arxiv.org/abs/0911.2955) [hep-ph]
26. J.A. Aguilar-Saavedra, M. Perez-Victoria, Shaping the top asymmetry. *Phys. Lett. B* **705**, 228 (2011). doi:[10.1016/j.physletb.2011.10.004](https://doi.org/10.1016/j.physletb.2011.10.004). [arXiv:1107.2120](https://arxiv.org/abs/1107.2120) [hep-ph]
27. T. Aaltonen et al., CDF Collaboration, Evidence for a mass dependent forward–backward asymmetry in top quark pair production. *Phys. Rev. D* **83**, 112003 (2011). doi:[10.1103/PhysRevD.83.112003](https://doi.org/10.1103/PhysRevD.83.112003). [arXiv:1101.0034](https://arxiv.org/abs/1101.0034) [hep-ex]
28. T. Aaltonen et al., CDF Collaboration, Measurement of the top quark forward–backward production asymmetry and its dependence on event kinematic properties. *Phys. Rev. D* **87**, 092002 (2013). doi:[10.1103/PhysRevD.87.092002](https://doi.org/10.1103/PhysRevD.87.092002). [arXiv:1211.1003](https://arxiv.org/abs/1211.1003) [hep-ex]
29. V.M. Abazov et al., Simultaneous measurement of forward–backward asymmetry and top polarization in dilepton final states from $t\bar{t}$ production at the Tevatron. *Phys. Rev. D* **92**, 052007 (2015). doi:[10.1103/PhysRevD.92.052007](https://doi.org/10.1103/PhysRevD.92.052007). [arXiv:1507.05666](https://arxiv.org/abs/1507.05666) [hep-ex]
30. V.M. Abazov et al., Measurement of the forward–backward asymmetry in top quark–antiquark production in $p\bar{p}$ collisions using the lepton+jets channel. *Phys. Rev. D* **90**, 072011 (2014). doi:[10.1103/PhysRevD.90.072011](https://doi.org/10.1103/PhysRevD.90.072011). [arXiv:1405.0421](https://arxiv.org/abs/1405.0421) [hep-ex]
31. J. Aguilar-Saavedra, A. Juste, Collider-independent $t\bar{t}$ forward–backward asymmetries. *Phys. Rev. Lett.* **109**, 211804 (2012). doi:[10.1103/PhysRevLett.109.211804](https://doi.org/10.1103/PhysRevLett.109.211804). [arXiv:1205.1898](https://arxiv.org/abs/1205.1898) [hep-ph]
32. ATLAS Collaboration, Improved luminosity determination in pp collisions at $\sqrt{s} = 7$ TeV using the ATLAS detector at the LHC. *Eur. Phys. J. C* **73**, 2518 (2013). doi:[10.1140/epjc/s10052-013-2518-3](https://doi.org/10.1140/epjc/s10052-013-2518-3). [arXiv:1302.4393](https://arxiv.org/abs/1302.4393) [hep-ex]
33. ATLAS Collaboration, The ATLAS experiment at the CERN large hadron collider. *JINST* **3**, S08003 (2008). doi:[10.1088/1748-0221/3/08/S08003](https://doi.org/10.1088/1748-0221/3/08/S08003)
34. ATLAS Collaboration, Performance of the ATLAS trigger system in 2010. *Eur. Phys. J. C* **72**, 1849 (2012). doi:[10.1140/epjc/s10052-011-1849-1](https://doi.org/10.1140/epjc/s10052-011-1849-1). [arXiv:1110.1530](https://arxiv.org/abs/1110.1530) [hep-ex]
35. ATLAS Collaboration, Electron reconstruction and identification efficiency measurements with the ATLAS detector using the 2011 LHC proton–proton collision data. *Eur. Phys. J. C* **74**, 2941 (2014). doi:[10.1140/epjc/s10052-014-2941-0](https://doi.org/10.1140/epjc/s10052-014-2941-0). [arXiv:1404.2240](https://arxiv.org/abs/1404.2240) [hep-ex]
36. ATLAS Collaboration, Muon reconstruction efficiency and momentum resolution of the ATLAS experiment in proton–proton collisions at $\sqrt{s} = 7$ TeV in 2010. *Eur. Phys. J. C* **74**, 3034 (2014). doi:[10.1140/epjc/s10052-014-3034-9](https://doi.org/10.1140/epjc/s10052-014-3034-9). [arXiv:1404.4562](https://arxiv.org/abs/1404.4562) [hep-ex]
37. ATLAS Collaboration, Measurement of the muon reconstruction performance of the ATLAS detector using 2011 and 2012 LHC proton–proton collision data. *Eur. Phys. J. C* **74**, 3130 (2014). doi:[10.1140/epjc/s10052-014-3130-x](https://doi.org/10.1140/epjc/s10052-014-3130-x). [arXiv:1407.3935](https://arxiv.org/abs/1407.3935) [hep-ex]
38. M. Cacciari, G.P. Salam, G. Soyez, The Anti- k_t jet clustering algorithm. *JHEP* **04**, 063 (2008). doi:[10.1088/1126-6708/2008/04/063](https://doi.org/10.1088/1126-6708/2008/04/063). [arXiv:0802.1189](https://arxiv.org/abs/0802.1189) [hep-ph]
39. M. Cacciari, G.P. Salam, Dispelling the N^3 jet-finder. *Phys. Lett. B* **641**, 57–61 (2006). doi:[10.1016/j.physletb.2006.08.037](https://doi.org/10.1016/j.physletb.2006.08.037). [arXiv:hep-ph/0512210](https://arxiv.org/abs/hep-ph/0512210)
40. M. Cacciari, G.P. Salam, G. Soyez, FastJet user manual. *Eur. Phys. J. C* **72**, 1896 (2012). doi:[10.1140/epjc/s10052-012-1896-2](https://doi.org/10.1140/epjc/s10052-012-1896-2). [arXiv:1111.6097](https://arxiv.org/abs/1111.6097) [hep-ph]
41. C. Cojocaru et al., Hadronic calibration of the ATLAS liquid argon end-cap calorimeter in the pseudorapidity region $1.6 \leq |\eta| \leq 1.8$ in beam tests. *Nucl. Instrum. Methods A* **531**, 481–514 (2004). doi:[10.1016/j.nima.2004.05.133](https://doi.org/10.1016/j.nima.2004.05.133). [arXiv:physics/0407009](https://arxiv.org/abs/physics/0407009) [physics.ins-det]
42. T. Barillari et al., Local hadronic calibration. ATL-LARG-PUB-2009-001 (2009). <https://cds.cern.ch/record/1112035>
43. ATLAS Collaboration, Jet energy measurement and its systematic uncertainty in proton–proton collisions at $\sqrt{s} = 7$ TeV with the ATLAS detector. *Eur. Phys. J. C* **75**, 17 (2015). doi:[10.1140/epjc/s10052-014-3190-y](https://doi.org/10.1140/epjc/s10052-014-3190-y). [arXiv:1406.0076](https://arxiv.org/abs/1406.0076) [hep-ex]
44. ATLAS Collaboration, Pile-up subtraction and suppression for jets in ATLAS. ATLAS-CONF-2013-083 (2013). <https://cds.cern.ch/record/1570994>
45. ATLAS Collaboration, Calibration of b -tagging using dileptonic top pair events in a combinatorial likelihood approach with the ATLAS experiment. ATLAS-CONF-2014-004 (2014). <https://cds.cern.ch/record/1664335>
46. ATLAS Collaboration, Calibration of the performance of b and light-flavour jets in the 2012 ATLAS data. ATLAS-CONF-2014-046 (2014). <https://cds.cern.ch/record/1741020>
47. ATLAS Collaboration, Performance of missing transverse momentum reconstruction in proton–proton collisions at 7 TeV with ATLAS. *Eur. Phys. J. C* **72**, 1844 (2012). doi:[10.1140/epjc/s10052-011-1844-6](https://doi.org/10.1140/epjc/s10052-011-1844-6). [arXiv:1108.5602](https://arxiv.org/abs/1108.5602) [hep-ex]
48. ATLAS collaboration, Electron efficiency measurements with the ATLAS detector using the 2012 LHC proton–proton collision data. ATLAS-CONF-2014-030 (2014). <http://cds.cern.ch/record/1706245>
49. P. Golonka, Z. Was, PHOTOS Monte Carlo: a precision tool for QED corrections in Z decays. *Eur. Phys. J. C* **45**, 97–107 (2006). doi:[10.1140/epjc/s2005-02396-4](https://doi.org/10.1140/epjc/s2005-02396-4). [arXiv:hep-ph/0506026](https://arxiv.org/abs/hep-ph/0506026)
50. S. Jadach, J.H. Kuhn, Z. Was, TAUOLA: a library of Monte Carlo programs to simulate decays of polarized tau leptons. *Comput. Phys. Commun.* **64**, 275–299 (1990). doi:[10.1016/0010-4655\(91\)90038-M](https://doi.org/10.1016/0010-4655(91)90038-M)
51. T. Sjostrand, S. Mrenna, P.Z. Skands, A brief introduction to PYTHIA8.1. *Comput. Phys. Commun.* **178**, 852–867 (2008). doi:[10.1016/j.cpc.2008.01.036](https://doi.org/10.1016/j.cpc.2008.01.036). [arXiv:0710.3820](https://arxiv.org/abs/0710.3820) [hep-ph]
52. S. Agostinelli et al., GEANT4: a simulation toolkit. *Nucl. Instrum. Methods A* **506**, 250–303 (2003). doi:[10.1016/S0168-9002\(03\)01368-8](https://doi.org/10.1016/S0168-9002(03)01368-8)
53. ATLAS Collaboration, The ATLAS simulation infrastructure. *Eur. Phys. J. C* **70**, 823–874 (2010). doi:[10.1140/epjc/s10052-010-1429-9](https://doi.org/10.1140/epjc/s10052-010-1429-9). [arXiv:1005.4568](https://arxiv.org/abs/1005.4568) [physics.ins-det]
54. ATLAS Collaboration, The simulation principle and performance of the ATLAS fast calorimeter simulation FastCaloSim. ATL-PHYS-PUB-2010-013 (2010). <https://cds.cern.ch/record/1300517>
55. P. Nason, A new method for combining NLO QCD with shower Monte Carlo algorithms. *JHEP* **11**, 040 (2004). doi:[10.1088/1126-6708/2004/11/040](https://doi.org/10.1088/1126-6708/2004/11/040). [arXiv:hep-ph/0409146](https://arxiv.org/abs/hep-ph/0409146)
56. S. Frixione, P. Nason, C. Oleari, Matching NLO QCD computations with Parton Shower simulations: the POWHEG method. *JHEP* **11**, 070 (2007). doi:[10.1088/1126-6708/2007/11/070](https://doi.org/10.1088/1126-6708/2007/11/070). [arXiv:0709.2092](https://arxiv.org/abs/0709.2092) [hep-ph]
57. S. Alioli et al., A general framework for implementing NLO calculations in shower Monte Carlo programs: the POWHEG BOX. *JHEP* **06**, 043 (2010). doi:[10.1007/JHEP06\(2010\)043](https://doi.org/10.1007/JHEP06(2010)043). [arXiv:1002.2581](https://arxiv.org/abs/1002.2581) [hep-ph]

58. H.-L. Lai et al., Newparton distributions for collider physics. *Phys. Rev. D* **82**, 074024 (2010). doi:[10.1103/PhysRevD.82.074024](https://doi.org/10.1103/PhysRevD.82.074024). [arXiv:1007.2241](https://arxiv.org/abs/1007.2241) [hep-ph]
59. T. Sjöstrand, S. Mrenna, P.Z. Skands, PYTHIA 6.4 physics and manual. *JHEP* **05**, 026 (2006). doi:[10.1088/1126-6708/2006/05/026](https://doi.org/10.1088/1126-6708/2006/05/026). [arXiv:hep-ph/0603175](https://arxiv.org/abs/hep-ph/0603175)
60. P.Z. Skands, Tuning Monte Carlo generators: the Perugia tunes. *Phys. Rev. D* **82**, 074018 (2010). doi:[10.1103/PhysRevD.82.074018](https://doi.org/10.1103/PhysRevD.82.074018). [arXiv:1005.3457](https://arxiv.org/abs/1005.3457) [hep-ph]
61. S. Frixione, B.R. Webber, Matching NLO QCD computations and parton shower simulations. *JHEP* **06**, 029 (2002). doi:[10.1088/1126-6708/2002/06/029](https://doi.org/10.1088/1126-6708/2002/06/029). [arXiv:hep-ph/0204244](https://arxiv.org/abs/hep-ph/0204244)
62. G. Corcella et al., HERWIG 6: an event generator for hadron emission reactions with interfering gluons (including supersymmetric processes). *JHEP* **01**, 010 (2001). doi:[10.1088/1126-6708/2001/01/010](https://doi.org/10.1088/1126-6708/2001/01/010). [arXiv:hep-ph/0011363](https://arxiv.org/abs/hep-ph/0011363)
63. J. Butterworth, J.R. Forshaw, M. Seymour, Multiparton interactions in photoproduction at HERA. *Z. Phys. C* **72**, 637–646 (1996). doi:[10.1007/s002880050286](https://doi.org/10.1007/s002880050286). [arXiv:hep-ph/9601371](https://arxiv.org/abs/hep-ph/9601371)
64. B.P. Kersevan, E. Richter-Was, The Monte Carlo event generator AcerMC versions 2.0 to 3.8 with interfaces to PYTHIA 6.4, HERWIG 6.5 and ARIADNE 4.1. *Comput. Phys. Commun.* **184**, 919–985 (2013). doi:[10.1016/j.cpc.2012.10.032](https://doi.org/10.1016/j.cpc.2012.10.032). [arXiv:hep-ph/0405247](https://arxiv.org/abs/hep-ph/0405247)
65. M. Cacciari et al., Top-pair production at hadron colliders with next-to-next-to-leading logarithmic soft-gluon resummation. *Phys. Lett. B* **710**, 612–622 (2012). doi:[10.1016/j.physletb.2012.03.013](https://doi.org/10.1016/j.physletb.2012.03.013). [arXiv:1111.5869](https://arxiv.org/abs/1111.5869) [hep-ph]
66. M. Beneke et al., Hadronic top-quark pair production with NNLL threshold resummation. *Nucl. Phys. B* **855**, 695–741 (2012). doi:[10.1016/j.nuclphysb.2011.10.021](https://doi.org/10.1016/j.nuclphysb.2011.10.021). [arXiv:1109.1536](https://arxiv.org/abs/1109.1536) [hep-ph]
67. P. Barnreuther, M. Czakon, A. Mitov, Percent level precision physics at the Tevatron: first genuine NNLO QCD corrections to $q\bar{q} \rightarrow t\bar{t} + X$. *Phys. Rev. Lett.* **109**, 132001 (2012). doi:[10.1103/PhysRevLett.109.132001](https://doi.org/10.1103/PhysRevLett.109.132001). [arXiv:1204.5201](https://arxiv.org/abs/1204.5201) [hep-ph]
68. M. Czakon, A. Mitov, NNLO corrections to top-pair production at hadron colliders: the allfermionic scattering channels. *JHEP* **12**, 054 (2012). doi:[10.1007/JHEP12\(2012\)054](https://doi.org/10.1007/JHEP12(2012)054). [arXiv:1207.0236](https://arxiv.org/abs/1207.0236) [hep-ph]
69. M. Czakon, A. Mitov, NNLO corrections to top pair production at hadron colliders: the quark-gluon reaction. *JHEP* **01**, 080 (2013). doi:[10.1007/JHEP01\(2013\)080](https://doi.org/10.1007/JHEP01(2013)080). [arXiv:1210.6832](https://arxiv.org/abs/1210.6832) [hep-ph]
70. M. Czakon, P. Fiedler, A. Mitov, Total top-quark pair-production cross section at hadron colliders through $O(\alpha_s^4)$. *Phys. Rev. Lett.* **110**, 252004 (2013). doi:[10.1103/PhysRevLett.110.252004](https://doi.org/10.1103/PhysRevLett.110.252004). [arXiv:1303.6254](https://arxiv.org/abs/1303.6254) [hep-ph]
71. M. Czakon, A. Mitov, Top++: a program for the calculation of the top-pair cross-section at hadron colliders. *Comput. Phys. Commun.* **185**, 2930 (2014). doi:[10.1016/j.cpc.2014.06.021](https://doi.org/10.1016/j.cpc.2014.06.021). [arXiv:1112.5675](https://arxiv.org/abs/1112.5675) [hep-ph]
72. M.L. Mangano et al., ALPGEN, a generator for hard multiparton processes in hadronic collisions. *JHEP* **07**, 001 (2003). doi:[10.1088/1126-6708/2003/07/001](https://doi.org/10.1088/1126-6708/2003/07/001). [arXiv:hep-ph/0206293](https://arxiv.org/abs/hep-ph/0206293)
73. M.L. Mangano, M. Moretti, R. Pittau, Multijet matrix elements and shower evolution in hadronic collisions: $Wb\bar{b}$ jets as a case study. *Nucl. Phys. B* **632**, 343–362 (2002). doi:[10.1016/S0550-3213\(02\)00249-3](https://doi.org/10.1016/S0550-3213(02)00249-3). [arXiv:hep-ph/0108069](https://arxiv.org/abs/hep-ph/0108069)
74. K. Melnikov, F. Petriello, Electroweak gauge boson production at hadron colliders through $O(\alpha_s^2)$. *Phys. Rev. D* **74**, 114017 (2006). doi:[10.1103/PhysRevD.74.114017](https://doi.org/10.1103/PhysRevD.74.114017). [arXiv:hep-ph/0609070](https://arxiv.org/abs/hep-ph/0609070)
75. G. Aad et al., Measurement of the $t\bar{t}W$ with the ATLAS detector. (2015). [arXiv:1509.05276](https://arxiv.org/abs/1509.05276) [hep-ex]
76. ATLAS Collaboration, Measurement of the inclusive W^\pm TeV with the ATLAS detector. *Phys. Rev. D* **85**, 072004 (2012). doi:[10.1103/PhysRevD.85.072004](https://doi.org/10.1103/PhysRevD.85.072004). [arXiv:1109.5141](https://arxiv.org/abs/1109.5141) [hep-ex]
77. S. Alioli et al., NLO single-top production matched with shower in POWHEG: s- and t-channel contributions. *JHEP* **09**, 111 (2009). doi:[10.1007/JHEP02\(2010\)011](https://doi.org/10.1007/JHEP02(2010)011), [10.1088/1126-6708/2009/09/111](https://doi.org/10.1088/1126-6708/2009/09/111). [arXiv:0907.4076](https://arxiv.org/abs/0907.4076) [hep-ph]
78. E. Re, Single-top Wt-channel production matched with parton showers using the POWHEG method. *Eur. Phys. J. C* **71**, 1547 (2011). doi:[10.1140/epjc/s10052-011-1547-z](https://doi.org/10.1140/epjc/s10052-011-1547-z). [arXiv:1009.2450](https://arxiv.org/abs/1009.2450) [hep-ph]
79. S. Frixione et al., Single-top production inMC@NLO. *JHEP* **03**, 092 (2006). doi:[10.1088/1126-6708/2006/03/092](https://doi.org/10.1088/1126-6708/2006/03/092). [arXiv:hep-ph/0512250](https://arxiv.org/abs/hep-ph/0512250) [hep-ph]
80. N. Kidonakis, Next-to-next-to-leading-order collinear and soft gluon corrections for t-channel single top quark production. *Phys. Rev. D* **83**, 091503 (2011). doi:[10.1103/PhysRevD.83.091503](https://doi.org/10.1103/PhysRevD.83.091503). [arXiv:1103.2792](https://arxiv.org/abs/1103.2792) [hep-ph]
81. N. Kidonakis, Two-loop soft anomalous dimensions for single top quark associated production with a W^- or H^- . *Phys. Rev. D* **82**, 054018 (2010). doi:[10.1103/PhysRevD.82.054018](https://doi.org/10.1103/PhysRevD.82.054018). [arXiv:1005.4451](https://arxiv.org/abs/1005.4451) [hep-ph]
82. N. Kidonakis, NNLL resummation for s-channel single top quark production. *Phys. Rev. D* **81**, 054028 (2010). doi:[10.1103/PhysRevD.81.054028](https://doi.org/10.1103/PhysRevD.81.054028). [arXiv:1001.5034](https://arxiv.org/abs/1001.5034) [hep-ph]
83. T. Gleisberg et al., Event generation with SHERPA1.1. *JHEP* **02**, 007 (2009). doi:[10.1088/1126-6708/2009/02/007](https://doi.org/10.1088/1126-6708/2009/02/007). [arXiv:0811.4622](https://arxiv.org/abs/0811.4622) [hep-ph]
84. J.M. Campbell, R.K. Ellis, An update on vector boson pair production at hadron colliders. *Phys. Rev. D* **60**, 113006 (1999). doi:[10.1103/PhysRevD.60.113006](https://doi.org/10.1103/PhysRevD.60.113006). [arXiv:hep-ph/9905386](https://arxiv.org/abs/hep-ph/9905386) [hep-ph]
85. J. Erdmann et al., A likelihood-based reconstruction algorithm for top-quark pairs and the KLFFitter framework. *Nucl. Instrum. Methods A* **748**, 18–25 (2014). doi:[10.1016/j.nima.2014.02.029](https://doi.org/10.1016/j.nima.2014.02.029). [arXiv:1312.5595](https://arxiv.org/abs/1312.5595) [hep-ex]
86. ATLAS Collaboration, Measurement of the charge asymmetry in top quark pair production in pp collisions at $\sqrt{s} = 7$ TeV using the ATLAS detector. *Eur. Phys. J. C* **72**, 2039 (2012). doi:[10.1140/epjc/s10052-012-2039-5](https://doi.org/10.1140/epjc/s10052-012-2039-5). [arXiv:1203.4211](https://arxiv.org/abs/1203.4211) [hep-ex]
87. G. Choudalakis, Fully Bayesian Unfolding. (2012). [arXiv:1201.4612](https://arxiv.org/abs/1201.4612) [hep-ex]
88. ATLAS Collaboration, Electron performance measurements with the ATLAS detector using the 2010 LHC proton–proton collision data. *Eur. Phys. J. C* **72**, 1909 (2012). doi:[10.1140/epjc/s10052-012-190-1](https://doi.org/10.1140/epjc/s10052-012-190-1). [arXiv:1110.3174](https://arxiv.org/abs/1110.3174) [hep-ex]
89. J. Alwall et al., Comparative study of various algorithms for the merging of parton showers and matrix elements in hadronic collisions. *Eur. Phys. J. C* **53**, 473–500 (2008). doi:[10.1140/epjc/s10052-007-0490-5](https://doi.org/10.1140/epjc/s10052-007-0490-5). [arXiv:0706.2569](https://arxiv.org/abs/0706.2569) [hep-ph]
90. ATLAS Collaboration, Measurement of $t\bar{t}$ production with a veto on additional central jet activity in pp collisions at $\sqrt{s} = 7$ TeV using the ATLAS detector. *Eur. Phys. J. C* **72**, 2043 (2012). doi:[10.1140/epjc/s10052-012-2043-9](https://doi.org/10.1140/epjc/s10052-012-2043-9). [arXiv:1203.5015](https://arxiv.org/abs/1203.5015) [hep-ex]
91. A. Martin et al., Parton distributions for the LHC. *Eur. Phys. J. C* **63**, 109–285 (2009). doi:[10.1140/epjc/s10052-009-1072-5](https://doi.org/10.1140/epjc/s10052-009-1072-5). [arXiv:0901.0002](https://arxiv.org/abs/0901.0002) [hep-ph]
92. R. Ball et al., Impact of heavy quark masses on Parton distributions and LHC phenomenology. *Nucl. Phys. B* **849**, 296–363 (2011). doi:[10.1016/j.nuclphysb.2011.03.021](https://doi.org/10.1016/j.nuclphysb.2011.03.021). [arXiv:1101.1300](https://arxiv.org/abs/1101.1300) [hep-ph]
93. J.A. Aguilar-Saavedra, Portrait of a colour octet. *JHEP* **08**, 172 (2014). doi:[10.1007/JHEP08\(2014\)172](https://doi.org/10.1007/JHEP08(2014)172). [arXiv:1405.5826](https://arxiv.org/abs/1405.5826) [hep-ph]
94. J.A. Aguilar-Saavedra, M. Perez-Victoria, Simple models for the top asymmetry: constraints and predictions. *JHEP* **09**, 097 (2011). doi:[10.1007/JHEP09\(2011\)097](https://doi.org/10.1007/JHEP09(2011)097). [arXiv:1107.0841](https://arxiv.org/abs/1107.0841) [hep-ph]
95. J. Aguilar-Saavedra, Single top quark production at LHC with anomalous Wtb couplings. *Nucl. Phys. B* **804**, 160–192 (2008). doi:[10.1016/j.nuclphysb.2008.06.013](https://doi.org/10.1016/j.nuclphysb.2008.06.013). [arXiv:0803.3810](https://arxiv.org/abs/0803.3810) [hep-ph]

ATLAS Collaboration

G. Aad⁸⁵, B. Abbott¹¹³, J. Abdallah¹⁵¹, O. Abdinov¹¹, R. Aben¹⁰⁷, M. Abolins⁹⁰, O. S. AbouZeid¹⁵⁸, H. Abramowicz¹⁵³, H. Abreu¹⁵², R. Abreu¹¹⁶, Y. Abulaiti^{146a,146b}, B. S. Acharya^{164a,164b,a}, L. Adamczyk^{38a}, D. L. Adams²⁵, J. Adelman¹⁰⁸, S. Adomeit¹⁰⁰, T. Adye¹³¹, A. A. Affolder⁷⁴, T. Agatonovic-Jovin¹³, J. Agricola⁵⁴, J. A. Aguilar-Saavedra^{126a,126f}, S. P. Ahlen²², F. Ahmadov^{65,b}, G. Aielli^{133a,133b}, H. Akerstedt^{146a,146b}, T. P. A. Åkesson⁸¹, A. V. Akimov⁹⁶, G. L. Alberghi^{20a,20b}, J. Albert¹⁶⁹, S. Albrand⁵⁵, M. J. Alconada Verzini⁷¹, M. Aleksa³⁰, I. N. Aleksandrov⁶⁵, C. Alexa^{26b}, G. Alexander¹⁵³, T. Alexopoulos¹⁰, M. Alhroob¹¹³, G. Alimonti^{91a}, L. Alio⁸⁵, J. Alison³¹, S. P. Alkire³⁵, B. M. M. Allbrooke¹⁴⁹, P. P. Allport¹⁸, A. Aloisio^{104a,104b}, A. Alonso³⁶, F. Alonso⁷¹, C. Alpigiani¹³⁸, A. Altheimer³⁵, B. Alvarez Gonzalez³⁰, D. Álvarez Piqueras¹⁶⁷, M. G. Alvigi^{104a,104b}, B. T. Amadio¹⁵, K. Amako⁶⁶, Y. Amaral Coutinho^{24a}, C. Amelung²³, D. Amidei⁸⁹, S. P. Amor Dos Santos^{126a,126c}, A. Amorim^{126a,126b}, S. Amoroso⁴⁸, N. Amram¹⁵³, G. Amundsen²³, C. Anastopoulos¹³⁹, L. S. Ancu⁴⁹, N. Andari¹⁰⁸, T. Andeen³⁵, C. F. Anders^{58b}, G. Anders³⁰, J. K. Anders⁷⁴, K. J. Anderson³¹, A. Andreazza^{91a,91b}, V. Andrei^{58a}, S. Angelidakis⁹, I. Angelozzi¹⁰⁷, P. Anger⁴⁴, A. Angerami³⁵, F. Anghinolfi³⁰, A. V. Anisenkov^{109,c}, N. Anjos¹², A. Annovi^{124a,124b}, M. Antonelli⁴⁷, A. Antonov⁹⁸, J. Antos^{144b}, F. Anulli^{132a}, M. Aoki⁶⁶, L. Aperio Bella¹⁸, G. Arabidze⁹⁰, Y. Arai⁶⁶, J. P. Araque^{126a}, A. T. H. Arce⁴⁵, F. A. Arduh⁷¹, J.-F. Arguin⁹⁵, S. Argyropoulos⁶³, M. Arik^{19a}, A. J. Armbruster³⁰, O. Arnaez³⁰, H. Arnold⁴⁸, M. Arratia²⁸, O. Arslan²¹, A. Artamonov⁹⁷, G. Artoni²³, S. Asai¹⁵⁵, N. Asbah⁴², A. Ashkenazi¹⁵³, B. Åsman^{146a,146b}, L. Asquith¹⁴⁹, K. Assamagan²⁵, R. Astalos^{144a}, M. Atkinson¹⁶⁵, N. B. Atlay¹⁴¹, K. Augsten¹²⁸, M. Aurousseau^{145b}, G. Avolio³⁰, B. Axen¹⁵, M. K. Ayoub¹¹⁷, G. Azuelos^{95,d}, M. A. Baak³⁰, A. E. Baas^{58a}, M. J. Baca¹⁸, C. Bacci^{134a,134b}, H. Bachacou¹³⁶, K. Bachas¹⁵⁴, M. Backes³⁰, M. Backhaus³⁰, P. Bagiachi^{132a,132b}, P. Bagnaia^{132a,132b}, Y. Bai^{33a}, T. Bain³⁵, J. T. Baines¹³¹, O. K. Baker¹⁷⁶, E. M. Baldwin^{109,c}, P. Balek¹²⁹, T. Balestri¹⁴⁸, F. Balli⁸⁴, W. K. Balunas¹²², E. Banas³⁹, Sw. Banerjee¹⁷³, A. A. E. Bannoura¹⁷⁵, L. Barak³⁰, E. L. Barberio⁸⁸, D. Barberis^{50a,50b}, M. Barbero⁸⁵, T. Barillari¹⁰¹, M. Barisonzi^{164a,164b}, T. Barklow¹⁴³, N. Barlow²⁸, S. L. Barnes⁸⁴, B. M. Barnett¹³¹, R. M. Barnett¹⁵, Z. Barnovska⁵, A. Baroncelli^{134a}, G. Barone²³, A. J. Barr¹²⁰, F. Barreiro⁸², J. Barreiro Guimarães da Costa⁵⁷, R. Bartoldus¹⁴³, A. E. Barton⁷², P. Bartos^{144a}, A. Basalae¹²³, A. Bassalat¹¹⁷, A. Basye¹⁶⁵, R. L. Bates⁵³, S. J. Batista¹⁵⁸, J. R. Batley²⁸, M. Battaglia¹³⁷, M. Bauce^{132a,132b}, F. Bauer¹³⁶, H. S. Bawa^{143,e}, J. B. Beacham¹¹¹, M. D. Beattie⁷², T. Beau⁸⁰, P. H. Beauchemin¹⁶¹, R. Beccherle^{124a,124b}, P. Bechtel²¹, H. P. Beck^{17,f}, K. Becker¹²⁰, M. Becker⁸³, M. Beckingham¹⁷⁰, C. Becot¹¹⁷, A. J. Beddall^{19b}, A. Beddall^{19b}, V. A. Bednyakov⁶⁵, C. P. Bee¹⁴⁸, L. J. Beemster¹⁰⁷, T. A. Beermann³⁰, M. Begel²⁵, J. K. Behr¹²⁰, C. Belanger-Champagne⁸⁷, W. H. Bell⁴⁹, G. Bella¹⁵³, L. Bellagamba^{20a}, A. Bellerive²⁹, M. Bellomo⁸⁶, K. Belotskiy⁹⁸, O. Beltramello³⁰, O. Benary¹⁵³, D. Benchechroun^{135a}, M. Bender¹⁰⁰, K. Bendtz^{146a,146b}, N. Benekos¹⁰, Y. Benhammou¹⁵³, E. Benhar Nocchioli⁴⁹, J. A. Benitez Garcia^{159b}, D. P. Benjamin⁴⁵, J. R. Bensinger²³, S. Bentvelsen¹⁰⁷, L. Beresford¹²⁰, M. Beretta⁴⁷, D. Berge¹⁰⁷, E. Bergeaas Kuutmann¹⁶⁶, N. Berger⁵, F. Berghaus¹⁶⁹, J. Beringer¹⁵, C. Bernard²², N. R. Bernard⁸⁶, C. Bernius¹¹⁰, F. U. Bernlochner²¹, T. Berry⁷⁷, P. Berta¹²⁹, C. Bertella⁸³, G. Bertoli^{146a,146b}, F. Bertolucci^{124a,124b}, C. Bertsche¹¹³, D. Bertsche¹¹³, M. I. Besana^{91a}, G. J. Besjes³⁶, O. Bessidskaia Bylund^{146a,146b}, M. Bessner⁴², N. Besson¹³⁶, C. Betancourt⁴⁸, S. Bethke¹⁰¹, A. J. Bevan⁷⁶, W. Bhimji¹⁵, R. M. Bianchi¹²⁵, L. Bianchini²³, M. Bianco³⁰, O. Biebel¹⁰⁰, D. Biedermann¹⁶, S. P. Bieniek⁷⁸, N. V. Biesuz^{124a,124b}, M. Biglietti^{134a}, J. Bilbao De Mendizabal⁴⁹, H. Bilokon⁴⁷, M. Bindi⁵⁴, S. Binet¹¹⁷, A. Bingul^{19b}, C. Bini^{132a,132b}, S. Biondi^{20a,20b}, D. M. Bjergaard⁴⁵, C. W. Black¹⁵⁰, J. E. Black¹⁴³, K. M. Black²², D. Blackburn¹³⁸, R. E. Blair⁶, J.-B. Blanchard¹³⁶, J. E. Blanco⁷⁷, T. Blazek^{144a}, I. Bloch⁴², C. Blocker²³, W. Blum^{83,*}, U. Blumenschein⁵⁴, S. Blunier^{32a}, G. J. Bobbink¹⁰⁷, V. S. Bobrovnikov^{109,c}, S. S. Bocchetta⁸¹, A. Bocci⁴⁵, C. Bock¹⁰⁰, M. Boehler⁴⁸, J. A. Bogaerts³⁰, D. Bogavac¹³, A. G. Bogdanichikov¹⁰⁹, C. Bohm^{146a}, V. Boisvert⁷⁷, T. Bold^{38a}, V. Boldea^{26b}, A. S. Boldyrev⁹⁹, M. Bomben⁸⁰, M. Bona⁷⁶, M. Boonekamp¹³⁶, A. Borisov¹³⁰, G. Borissov⁷², S. Borroni⁴², J. Bortfeldt¹⁰⁰, V. Bortolotto^{60a,60b,60c}, K. Bos¹⁰⁷, D. Boscherini^{20a}, M. Bosman¹², J. Boudreau¹²⁵, J. Bouffard², E. V. Bouhova-Thacker⁷², D. Boumediene³⁴, C. Bourdarios¹¹⁷, N. Bousson¹¹⁴, S. K. Boutle⁵³, A. Boveia³⁰, J. Boyd³⁰, I. R. Boyko⁶⁵, I. Bozic¹³, J. Bracinik¹⁸, A. Brandt⁸, G. Brandt⁵⁴, O. Brandt^{58a}, U. Bratzler¹⁵⁶, B. Brau⁸⁶, J. E. Brau¹¹⁶, H. M. Braun^{175,*}, W. D. Breaden Madden⁵³, K. Brendlinger¹²², A. J. Brennan⁸⁸, L. Brenner¹⁰⁷, R. Brenner¹⁶⁶, S. Bressler¹⁷², T. M. Bristow⁴⁶, D. Britton⁵³, D. Britzger⁴², F. M. Brochu²⁸, I. Brock²¹, R. Brock⁹⁰, J. Bronner¹⁰¹, G. Brooijmans³⁵, T. Brooks⁷⁷, W. K. Brooks^{32b}, J. Brosamer¹⁵, E. Brost¹¹⁶, P. A. Bruckman de Renstrom³⁹, D. Bruncko^{144b}, R. Bruneliere⁴⁸, A. Bruni^{20a}, G. Bruni^{20a}, M. Bruschi^{20a}, N. Bruscino²¹, L. Bryngemark⁸¹, T. Buanes¹⁴, Q. Buat¹⁴², P. Buchholz¹⁴¹, A. G. Buckley⁵³, S. I. Buda^{26b}, I. A. Budagov⁶⁵, F. Buehrer⁴⁸, L. Bugge¹¹⁹, M. K. Bugge¹¹⁹, O. Bulekov⁹⁸, D. Bullock⁸, H. Burckhart³⁰, S. Burdin⁷⁴, C. D. Burgard⁴⁸, B. Burghgrave¹⁰⁸, S. Burke¹³¹, I. Burmeister⁴³, E. Busato³⁴, D. Büscher⁴⁸, V. Büscher⁸³, P. Bussey⁵³, J. M. Butler²², A. I. Butt³, C. M. Buttar⁵³, J. M. Butterworth⁷⁸, P. Butti¹⁰⁷, W. Buttinger²⁵, A. Buzatu⁵³, A. R. Buzykaev^{109,c}, S. Cabrera Urbán¹⁶⁷, D. Caforio¹²⁸, V. M. Cairo^{37a,37b}, O. Cakir^{4a}, N. Calace⁴⁹, P. Calafiura¹⁵

A. Calandri¹³⁶, G. Calderini⁸⁰, P. Calfayan¹⁰⁰, L. P. Caloba^{24a}, D. Calvet³⁴, S. Calvet³⁴, R. Camacho Toro³¹, S. Camarda⁴², P. Camarri^{133a,133b}, D. Cameron¹¹⁹, R. Caminal Armadans¹⁶⁵, S. Campana³⁰, M. Campanelli⁷⁸, A. Campoverde¹⁴⁸, V. Canale^{104a,104b}, A. Canepa^{159a}, M. Cano Bret^{33e}, J. Cantero⁸², R. Cantrill^{126a}, T. Cao⁴⁰, M. D. M. Capeans Garrido³⁰, I. Caprini^{26b}, M. Caprini^{26b}, M. Capua^{37a,37b}, R. Caputo⁸³, R. M. Carbone³⁵, R. Cardarelli^{133a}, F. Cardillo⁴⁸, T. Carli³⁰, G. Carlino^{104a}, L. Carminati^{91a,91b}, S. Caron¹⁰⁶, E. Carquin^{32a}, G. D. Carrillo-Montoya³⁰, J. R. Carter²⁸, J. Carvalho^{126a,126c}, D. Casadei⁷⁸, M. P. Casado¹², M. Casolino¹², E. Castaneda-Miranda^{145a}, A. Castelli¹⁰⁷, V. Castillo Gimenez¹⁶⁷, N. F. Castro^{126a,g}, P. Catastini⁵⁷, A. Catinaccio³⁰, J. R. Catmore¹¹⁹, A. Cattai³⁰, J. Caudron⁸³, V. Cavaliere¹⁶⁵, D. Cavalli^{91a}, M. Cavalli-Sforza¹², V. Cavalinni^{124a,124b}, F. Ceradini^{134a,134b}, B. C. Cerio⁴⁵, K. Cerny¹²⁹, A. S. Cerqueira^{24b}, A. Cerri¹⁴⁹, L. Cerrito⁷⁶, F. Cerutti¹⁵, M. Cerv³⁰, A. Cervelli¹⁷, S. A. Cetin^{19c}, A. Chafaq^{135a}, D. Chakraborty¹⁰⁸, I. Chalupkova¹²⁹, Y. L. Chan^{60a}, P. Chang¹⁶⁵, J. D. Chapman²⁸, D. G. Charlton¹⁸, C. C. Chau¹⁵⁸, C. A. Chavez Barajas¹⁴⁹, S. Cheatham¹⁵², A. Chegwidan⁹⁰, S. Chekanov⁶, S. V. Chekulaev^{159a}, G. A. Chelkov^{65,h}, M. A. Chelstowska⁸⁹, C. Chen⁶⁴, H. Chen²⁵, K. Chen¹⁴⁸, L. Chen^{33d,i}, S. Chen^{33c}, S. Chen¹⁵⁵, X. Chen^{33f}, Y. Chen⁶⁷, H. C. Cheng⁸⁹, Y. Cheng³¹, A. Cheplakov⁶⁵, E. Cheremushkina¹³⁰, R. Cherkaoui El Moursli^{135e}, V. Chernyatin^{25,*}, E. Cheu⁷, L. Chevalier¹³⁶, V. Chiarella⁴⁷, G. Chiarelli^{124a,124b}, G. Chiodini^{73a}, A. S. Chisholm¹⁸, R. T. Chislett⁷⁸, A. Chitan^{26b}, M. V. Chizhov⁶⁵, K. Choi⁶¹, S. Chouridou⁹, B. K. B. Chow¹⁰⁰, V. Christodoulou⁷⁸, D. Chromek-Burckhart³⁰, J. Chudoba¹²⁷, A. J. Chuinard⁸⁷, J. J. Chwastowski³⁹, L. Chytka¹¹⁵, G. Ciapetti^{132a,132b}, A. K. Ciftci^{4a}, D. Cinca⁵³, V. Cindro⁷⁵, I. A. Cioara²¹, A. Ciocio¹⁵, F. Cirotto^{104a,104b}, Z. H. Citron¹⁷², M. Ciubancan^{26b}, A. Clark⁴⁹, B. L. Clark⁵⁷, P. J. Clark⁴⁶, R. N. Clarke¹⁵, C. Clement^{146a,146b}, Y. Coadou⁸⁵, M. Cobal^{164a,164c}, A. Coccaro⁴⁹, J. Cochran⁶⁴, L. Coffey²³, J. G. Cogan¹⁴³, L. Colasurdo¹⁰⁶, B. Cole³⁵, S. Cole¹⁰⁸, A. P. Colijn¹⁰⁷, J. Collot⁵⁵, T. Colombo^{58c}, G. Compostella¹⁰¹, P. Conde Muñio^{126a,126b}, E. Coniavitis⁴⁸, S. H. Connell^{145b}, I. A. Connelly⁷⁷, V. Consorti⁴⁸, S. Constantinescu^{26b}, C. Conta^{121a,121b}, G. Conti³⁰, F. Conventi^{104a,j}, M. Cooke¹⁵, B. D. Cooper⁷⁸, A. M. Cooper-Sarkar¹²⁰, T. Cornelissen¹⁷⁵, M. Corradi^{20a}, F. Corriveau^{87,k}, A. Corso-Radu¹⁶³, A. Cortes-Gonzalez¹², G. Cortiana¹⁰¹, G. Costa^{91a}, M. J. Costa¹⁶⁷, D. Costanzo¹³⁹, D. Côté⁸, G. Cottin²⁸, G. Cowan⁷⁷, B. E. Cox⁸⁴, K. Cranmer¹¹⁰, G. Cree²⁹, S. Crépe-Renaudin⁵⁵, F. Crescioli⁸⁰, W. A. Cribbs^{146a,146b}, M. Crispin Ortuzar¹²⁰, M. Cristinziani²¹, V. Croft¹⁰⁶, G. Crosetti^{37a,37b}, T. Cuhadar Donszelmann¹³⁹, J. Cummings¹⁷⁶, M. Curatolo⁴⁷, J. Cúth⁸³, C. Cuthbert¹⁵⁰, H. Czirr¹⁴¹, P. Czodrowski³, S. D'Auria⁵³, M. D'Onofrio⁷⁴, M. J. Da Cunha Sargedas De Sousa^{126a,126b}, C. Da Via⁸⁴, W. Dabrowski^{38a}, A. Dafinca¹²⁰, T. Dai⁸⁹, O. Dale¹⁴, F. Dallaire⁹⁵, C. Dallapiccola⁸⁶, M. Dam³⁶, J. R. Dandoy³¹, N. P. Dang⁴⁸, A. C. Daniells¹⁸, M. Danninger¹⁶⁸, M. Dano Hoffmann¹³⁶, V. Dao⁴⁸, G. Darbo^{50a}, S. Darmora⁸, J. Dassoulas³, A. Dattagupta⁶¹, W. Davey²¹, C. David¹⁶⁹, T. Davidek¹²⁹, E. Davies^{120,l}, M. Davies¹⁵³, P. Davison⁷⁸, Y. Davygora^{58a}, E. Dawe⁸⁸, I. Dawson¹³⁹, R. K. Daya-Ishmukhametova⁸⁶, K. De⁸, R. de Asmundis^{104a}, A. De Benedetti¹¹³, S. De Castro^{20a,20b}, S. De Cecco⁸⁰, N. De Groot¹⁰⁶, P. de Jong¹⁰⁷, H. De la Torre⁸², F. De Lorenzi⁶⁴, D. De Pedis^{132a}, A. De Salvo^{132a}, U. De Sanctis¹⁴⁹, A. De Santo¹⁴⁹, J. B. De Vivie De Regie¹¹⁷, W. J. Dearnaley⁷², R. Debbé²⁵, C. Debenedetti¹³⁷, D. V. Dedovich⁶⁵, I. Deigaard¹⁰⁷, J. Del Peso⁸², T. Del Prete^{124a,124b}, D. Delgove¹¹⁷, F. Deliot¹³⁶, C. M. Delitzsch⁴⁹, M. Deliyergiyev⁷⁵, A. Dell'Acqua³⁰, L. Dell'Asta²², M. Dell'Orso^{124a,124b}, M. Della Pietra^{104a,j}, D. della Volpe⁴⁹, M. Delmastro⁵, P. A. Delsart⁵⁵, C. Deluca¹⁰⁷, D. A. DeMarco¹⁵⁸, S. Demers¹⁷⁶, M. Demichev⁶⁵, A. Demilly⁸⁰, S. P. Denisov¹³⁰, D. Derendarz³⁹, J. E. Derkaoui^{135d}, F. Derue⁸⁰, P. Dervan⁷⁴, K. Desch²¹, C. Deterre⁴², K. Dette⁴³, P. O. Deviveiros³⁰, A. Dewhurst¹³¹, S. Dhaliwal²³, A. Di Ciaccio^{133a,133b}, L. Di Ciaccio⁵, A. Di Domenico^{132a,132b}, C. Di Donato^{104a,104b}, A. Di Girolamo³⁰, B. Di Girolamo³⁰, A. Di Mattia¹⁵², B. Di Micco^{134a,134b}, R. Di Nardo⁴⁷, A. Di Simone⁴⁸, R. Di Sipio¹⁵⁸, D. Di Valentino²⁹, C. Diaconu⁸⁵, M. Diamond¹⁵⁸, F. A. Dias⁴⁶, M. A. Diaz^{32a}, E. B. Diehl⁸⁹, J. Dietrich¹⁶, S. Diglio⁸⁵, A. Dimitrievska¹³, J. Dingfelder²¹, P. Dita^{26b}, S. Dita^{26b}, F. Dittus³⁰, F. Djama⁸⁵, T. Djobava^{51b}, J. I. Djuvsland^{58a}, M. A. B. do Vale^{24c}, D. Dobos³⁰, M. Dobre^{26b}, C. Doglioni⁸¹, T. Dohmae¹⁵⁵, J. Dolejsi¹²⁹, Z. Dolezal¹²⁹, B. A. Dolgoshein^{98,*}, M. Donadelli^{24d}, S. Donati^{124a,124b}, P. Dondero^{121a,121b}, J. Donini³⁴, J. Dopke¹³¹, A. Doria^{104a}, M. T. Dova⁷¹, A. T. Doyle⁵³, E. Drechsler⁵⁴, M. Dris¹⁰, E. Dubreuil³⁴, E. Duchovni¹⁷², G. Duckeck¹⁰⁰, O. A. Ducu^{26b,85}, D. Duda¹⁰⁷, A. Dudarev³⁰, L. Duflot¹¹⁷, L. Duguid⁷⁷, M. Dührssen³⁰, M. Dunford^{58a}, H. Duran Yildiz^{4a}, M. Düren⁵², A. Durglishvili^{51b}, D. Duschinger⁴⁴, B. Dutta⁴², M. Dyndal^{38a}, C. Eckardt⁴², K. M. Ecker¹⁰¹, R. C. Edgar⁸⁹, W. Edson², N. C. Edwards⁴⁶, W. Ehrenfeld²¹, T. Eifert³⁰, G. Eigen¹⁴, K. Einsweiler¹⁵, T. Ekelof¹⁶⁶, M. El Kacimi^{135c}, M. Ellert¹⁶⁶, S. Elles⁵, F. Ellinghaus¹⁷⁵, A. A. Elliot¹⁶⁹, N. Ellis³⁰, J. Elmsheuser¹⁰⁰, M. Elsing³⁰, D. Emeliyanov¹³¹, Y. Enari¹⁵⁵, O. C. Endner⁸³, M. Endo¹¹⁸, J. Erdmann⁴³, A. Ereditato¹⁷, G. Ernis¹⁷⁵, J. Ernst², M. Ernst²⁵, S. Errede¹⁶⁵, E. Ertel⁸³, M. Escalier¹¹⁷, H. Esch⁴³, C. Escobar¹²⁵, B. Esposito⁴⁷, A. I. Etienne¹³⁶, E. Etzion¹⁵³, H. Evans⁶¹, A. Ezhilov¹²³, L. Fabbri^{20a,20b}, G. Facini³¹, R. M. Fakhruddinov¹³⁰, S. Falciano^{132a}, R. J. Falla⁷⁸, J. Faltova¹²⁹, Y. Fang^{33a}, M. Fanti^{91a,91b}, A. Farbin⁸, A. Farilla^{134a}, T. Farooque¹², S. Farrell¹⁵, S. M. Farrington¹⁷⁰, P. Farthouat³⁰, F. Fassi^{135e}, P. Fassnacht³⁰, D. Fassouliotis⁹, M. Fauci Giannelli⁷⁷, A. Favareto^{50a,50b}, L. Fayard¹¹⁷, O. L. Fedin^{123,m}, W. Fedorko¹⁶⁸, S. Feigl³⁰, L. Felgioni⁸⁵, C. Feng^{33d}, E. J. Feng³⁰, H. Feng⁸⁹, A. B. Fenjuk¹³⁰

L. Feremenga⁸, P. Fernandez Martinez¹⁶⁷, S. Fernandez Perez³⁰, J. Ferrando⁵³, A. Ferrari¹⁶⁶, P. Ferrari¹⁰⁷, R. Ferrari^{121a}, D. E. Ferreira de Lima⁵³, A. Ferrer¹⁶⁷, D. Ferrere⁴⁹, C. Ferretti⁸⁹, A. Ferretto Parodi^{50a,50b}, M. Fiascaris³¹, F. Fiedler⁸³, A. Filipčić⁷⁵, M. Filipuzzi⁴², F. Filthaut¹⁰⁶, M. Fincke-Keeler¹⁶⁹, K. D. Finelli¹⁵⁰, M. C. N. Fiolhais^{126a,126c}, L. Fiorini¹⁶⁷, A. Firan⁴⁰, A. Fischer², C. Fischer¹², J. Fischer¹⁷⁵, W. C. Fisher⁹⁰, N. Flaschel⁴², I. Fleck¹⁴¹, P. Fleischmann⁸⁹, G. T. Fletcher¹³⁹, G. Fletcher⁷⁶, R. R. M. Fletcher¹²², T. Flick¹⁷⁵, A. Floderus⁸¹, L. R. Flores Castillo^{60a}, M. J. Flowerdew¹⁰¹, A. Formica¹³⁶, A. Forti⁸⁴, D. Fournier¹¹⁷, H. Fox⁷², S. Fracchia¹², P. Francavilla⁸⁰, M. Franchini^{20a,20b}, D. Francis³⁰, L. Franconi¹¹⁹, M. Franklin⁵⁷, M. Frate¹⁶³, M. Fraternali^{121a,121b}, D. Freeborn⁷⁸, S. T. French²⁸, F. Friedrich⁴⁴, D. Froidevaux³⁰, J. A. Frost¹²⁰, C. Fukunaga¹⁵⁶, E. Fullana Torregrosa⁸³, B. G. Fulsom¹⁴³, T. Fusayasu¹⁰², J. Fuster¹⁶⁷, C. Gabaldon⁵⁵, O. Gabizon¹⁷⁵, A. Gabrielli^{20a,20b}, A. Gabrielli¹⁵, G. P. Gach¹⁸, S. Gadatsch³⁰, S. Gadomski⁴⁹, G. Gagliardi^{50a,50b}, P. Gagnon⁶¹, C. Galea¹⁰⁶, B. Galhardo^{126a,126c}, E. J. Gallas¹²⁰, B. J. Gallop¹³¹, P. Gallus¹²⁸, G. Galster³⁶, K. K. Gan¹¹¹, J. Gao^{33b,85}, Y. Gao⁴⁶, Y. S. Gao^{143,e}, F. M. Garay Walls⁴⁶, F. Garberson¹⁷⁶, C. García¹⁶⁷, J. E. García Navarro¹⁶⁷, M. Garcia-Sciveres¹⁵, R. W. Gardner³¹, N. Garelli¹⁴³, V. Garonne¹¹⁹, C. Gatti⁴⁷, A. Gaudiello^{50a,50b}, G. Gaudio^{121a}, B. Gaur¹⁴¹, L. Gauthier⁹⁵, P. Gauzzi^{132a,132b}, I. L. Gavrilenko⁹⁶, C. Gay¹⁶⁸, G. Gaycken²¹, E. N. Gazis¹⁰, P. Ge^{33d}, Z. Gece¹⁶⁸, C. N. P. Gee¹³¹, Ch. Geich-Gimbel²¹, M. P. Geisler^{58a}, C. Gemme^{50a}, M. H. Genest⁵⁵, S. Gentile^{132a,132b}, M. George⁵⁴, S. George⁷⁷, D. Gerbaudo¹⁶³, A. Gershon¹⁵³, S. Ghasemi¹⁴¹, H. Ghazlane^{135b}, B. Giacobbe^{20a}, S. Giagu^{132a,132b}, V. Giangiobbe¹², P. Giannetti^{124a,124b}, B. Gibbard²⁵, S. M. Gibson⁷⁷, M. Gignac¹⁶⁸, M. Gilchriese¹⁵, T. P. S. Gillam²⁸, D. Gillberg³⁰, G. Gilles³⁴, D. M. Gingrich^{3,d}, N. Giokaris⁹, M. P. Giordani^{164a,164c}, F. M. Giorgi^{20a}, F. M. Giorgi¹⁶, P. F. Giraud¹³⁶, P. Giromini⁴⁷, D. Giugni^{91a}, C. Giuliani¹⁰¹, M. Giulini^{58b}, B. K. Gjelsten¹¹⁹, S. Gkaitatzis¹⁵⁴, I. Gkialas¹⁵⁴, E. L. Gkougkousis¹¹⁷, L. K. Gladilin⁹⁹, C. Glasman⁸², J. Glatzer³⁰, P. C. F. Glaysher⁴⁶, A. Glazov⁴², M. Goblirsch-Kolb¹⁰¹, J. R. Goddard⁷⁶, J. Godlewski³⁹, S. Goldfarb⁸⁹, T. Golling⁴⁹, D. Golubkov¹³⁰, A. Gomes^{126a,126b,126d}, R. Gonçalves^{126a}, J. Goncalves Pinto Firmino Da Costa¹³⁶, L. Gonella²¹, S. González de la Hoz¹⁶⁷, G. Gonzalez Parra¹², S. Gonzalez-Sevilla⁴⁹, L. Goossens³⁰, P. A. Gorbounov⁹⁷, H. A. Gordon²⁵, I. Gorelov¹⁰⁵, B. Gorini³⁰, E. Gorini^{73a,73b}, A. Gorišek⁷⁵, E. Gornicki³⁹, A. T. Goshaw⁴⁵, C. Gössling⁴³, M. I. Gostkin⁶⁵, D. Goujdami^{135c}, A. G. Goussiou¹³⁸, N. Govender^{145b}, E. Gozani¹⁵², H. M. X. Grabas¹³⁷, L. Graber⁵⁴, I. Grabowska-Bold^{38a}, P. O. J. Gradin¹⁶⁶, P. Grafström^{20a,20b}, J. Gramling⁴⁹, E. Gramstad¹¹⁹, S. Grancagnolo¹⁶, V. Gratchev¹²³, H. M. Gray³⁰, E. Graziani^{134a}, Z. D. Greenwood^{79,n}, C. Greife²¹, K. Gregersen⁷⁸, I. M. Gregor⁴², P. Grenier¹⁴³, J. Griffiths⁸, A. A. Grillo¹³⁷, K. Grimm⁷², S. Grinstein^{12,o}, Ph. Gris³⁴, J.-F. Grivaz¹¹⁷, J. P. Grohs⁴⁴, A. Grohsjean⁴², E. Gross¹⁷², J. Grosse-Knetter⁵⁴, G. C. Grossi⁷⁹, Z. J. Grout¹⁴⁹, L. Guan⁸⁹, J. Guenther¹²⁸, F. Guescini⁴⁹, D. Guest¹⁶³, O. Gueta¹⁵³, E. Guido^{50a,50b}, T. Guillemin¹¹⁷, S. Guindon², U. Gul⁵³, C. Gumpert⁴⁴, J. Guo^{33e}, Y. Guo^{33b,p}, S. Gupta¹²⁰, G. Gustavino^{132a,132b}, P. Gutierrez¹¹³, N. G. Gutierrez Ortiz⁷⁸, C. Gutschow⁴⁴, C. Guyot¹³⁶, C. Gwenlan¹²⁰, C. B. Gwilliam⁷⁴, A. Haas¹¹⁰, C. Haber¹⁵, H. K. Hadavand⁸, N. Haddad^{135e}, P. Haefner²¹, S. Hageböck²¹, Z. Hajduk³⁹, H. Hakobyan¹⁷⁷, M. Haleem⁴², J. Haley¹¹⁴, D. Hall¹²⁰, G. Halladjian⁹⁰, G. D. Hallewell⁸⁵, K. Hamacher¹⁷⁵, P. Hamal¹¹⁵, K. Hamano¹⁶⁹, A. Hamilton^{145a}, G. N. Hamity¹³⁹, P. G. Hamnett⁴², L. Han^{33b}, K. Hanagaki^{66,q}, K. Hanawa¹⁵⁵, M. Hance¹³⁷, B. Haney¹²², P. Hanke^{58a}, R. Hanna¹³⁶, J. B. Hansen³⁶, J. D. Hansen³⁶, M. C. Hansen²¹, P. H. Hansen³⁶, K. Hara¹⁶⁰, A. S. Hard¹⁷³, T. Harenberg¹⁷⁵, F. Hariri¹¹⁷, S. Harkusha⁹², R. D. Harrington⁴⁶, P. F. Harrison¹⁷⁰, F. Hartjes¹⁰⁷, M. Hasegawa⁶⁷, Y. Hasegawa¹⁴⁰, A. Hasib¹¹³, S. Hassani¹³⁶, S. Haug¹⁷, R. Hauser⁹⁰, L. Hauswald⁴⁴, M. Havranek¹²⁷, C. M. Hawkes¹⁸, R. J. Hawkings³⁰, A. D. Hawkins⁸¹, T. Hayashi¹⁶⁰, D. Hayden⁹⁰, C. P. Hays¹²⁰, J. M. Hays⁷⁶, H. S. Hayward⁷⁴, S. J. Haywood¹³¹, S. J. Head¹⁸, T. Heck⁸³, V. Hedberg⁸¹, L. Heelan⁸, S. Heim¹²², T. Heim¹⁷⁵, B. Heinemann¹⁵, L. Heinrich¹¹⁰, J. Hejbal¹²⁷, L. Helary²², S. Hellman^{146a,146b}, D. Hellmich²¹, C. Helsens¹², J. Henderson¹²⁰, R. C. W. Henderson⁷², Y. Heng¹⁷³, C. Hengler⁴², S. Henkelmann¹⁶⁸, A. Henrichs¹⁷⁶, A. M. Henriques Correia³⁰, S. Henrot-Versille¹¹⁷, G. H. Herbert¹⁶, Y. Hernández Jiménez¹⁶⁷, G. Herten⁴⁸, R. Hertenberger¹⁰⁰, L. Hervas³⁰, G. G. Hesketh⁷⁸, N. P. Hessey¹⁰⁷, J. W. Hetherly⁴⁰, R. Hickling⁷⁶, E. Higón-Rodriguez¹⁶⁷, E. Hill¹⁶⁹, J. C. Hill²⁸, K. H. Hiller⁴², S. J. Hillier¹⁸, I. Hinchliffe¹⁵, E. Hines¹²², R. R. Hinman¹⁵, M. Hirose¹⁵⁷, D. Hirschbuehl¹⁷⁵, J. Hobbs¹⁴⁸, N. Hod¹⁰⁷, M. C. Hodgkinson¹³⁹, P. Hodgson¹³⁹, A. Hoecker³⁰, M. R. Hoefkamp¹⁰⁵, F. Hoenig¹⁰⁰, M. Hohlfeld⁸³, D. Hohn²¹, T. R. Holmes¹⁵, M. Homann⁴³, T. M. Hong¹²⁵, W. H. Hopkins¹¹⁶, Y. Horii¹⁰³, A. J. Horton¹⁴², J.-Y. Hostachy⁵⁵, S. Hou¹⁵¹, A. Hoummada^{135a}, J. Howard¹²⁰, J. Howarth⁴², M. Hrabovsky¹¹⁵, I. Hristova¹⁶, J. Hrivnac¹¹⁷, T. Hryn'ova⁵, A. Hrynevich⁹³, C. Hsu^{145c}, P. J. Hsu^{151,r}, S.-C. Hsu¹³⁸, D. Hu³⁵, Q. Hu^{33b}, X. Hu⁸⁹, Y. Huang⁴², Z. Hubacek¹²⁸, F. Hubaut⁸⁵, F. Huegging²¹, T. B. Huffman¹²⁰, E. W. Hughes³⁵, G. Hughes⁷², M. Huhtinen³⁰, T. A. Hülsing⁸³, N. Huseynov^{65,b}, J. Huston⁹⁰, J. Huth⁵⁷, G. Iacobucci⁴⁹, G. Iakovidis²⁵, I. Ibragimov¹⁴¹, L. Iconomidou-Fayard¹¹⁷, E. Ideal¹⁷⁶, Z. Idrissi^{135e}, P. Iengo³⁰, O. Igonkina¹⁰⁷, T. Iizawa¹⁷¹, Y. Ikegami⁶⁶, K. Ikematsu¹⁴¹, M. Ikeno⁶⁶, Y. Ilchenko^{31,s}, D. Iliadis¹⁵⁴, N. Ilic¹⁴³, T. Ince¹⁰¹, G. Introzzi^{121a,121b}, P. Ioannou⁹, M. Iodice^{134a}, K. Iordanidou³⁵, V. Ippolito⁵⁷, A. Irlles Quiles¹⁶⁷, C. Isaksson¹⁶⁶, M. Ishino⁶⁸, M. Ishitsuka¹⁵⁷, R. Ishmukhametov¹¹¹, C. Issever¹²⁰, S. Istin^{19a}, J. M. Iturbe Ponce⁸⁴, R. Iuppa^{133a,133b}, J. Ivarsson⁸¹, W. Iwanski³⁹, H. Iwasaki⁶⁶, J. M. Izen⁴¹

V. Izzo^{104a}, S. Jabbar³, B. Jackson¹²², M. Jackson⁷⁴, P. Jackson¹, M. R. Jaekel³⁰, V. Jain², K. Jakobs⁴⁸, S. Jakobsen³⁰, T. Jakoubek¹²⁷, J. Jakubek¹²⁸, D. O. Jamin¹¹⁴, D. K. Jana⁷⁹, E. Jansen⁷⁸, R. Jansky⁶², J. Janssen²¹, M. Janus⁵⁴, G. Jarlskog⁸¹, N. Javadov^{65,b}, T. Javůrek⁴⁸, L. Jeanty¹⁵, J. Jejelava^{51a,t}, G.-Y. Jeng¹⁵⁰, D. Jennens⁸⁸, P. Jenni^{48,u}, J. Jentsch⁴³, C. Jeske¹⁷⁰, S. Jézéquel⁵, H. Ji¹⁷³, J. Jia¹⁴⁸, Y. Jiang^{33b}, S. Jiggins⁷⁸, J. Jimenez Pena¹⁶⁷, S. Jin^{33a}, A. Jinaru^{26b}, O. Jinnouchi¹⁵⁷, M. D. Joergensen³⁶, P. Johansson¹³⁹, K. A. Johns⁷, W. J. Johnson¹³⁸, K. Jon-And^{146a,146b}, G. Jones¹⁷⁰, R. W. L. Jones⁷², T. J. Jones⁷⁴, J. Jongmanns^{58a}, P. M. Jorge^{126a,126b}, K. D. Joshi⁸⁴, J. Jovicevic^{159a}, X. Ju¹⁷³, P. Jussel⁶², A. Juste Rozas^{12,o}, M. Kaci¹⁶⁷, A. Kaczmarek³⁹, M. Kado¹¹⁷, H. Kagan¹¹¹, M. Kagan¹⁴³, S. J. Kahn⁸⁵, E. Kajomovitz⁴⁵, C. W. Kalderon¹²⁰, S. Kama⁴⁰, A. Kamenshchikov¹³⁰, N. Kanaya¹⁵⁵, S. Kaneti²⁸, V. A. Kantserov⁹⁸, J. Kanzaki⁶⁶, B. Kaplan¹¹⁰, L. S. Kaplan¹⁷³, A. Kapliy³¹, D. Kar^{145c}, K. Karakostas¹⁰, A. Karamaoun³, N. Karastathis^{10,107}, M. J. Kareem⁵⁴, E. Karentzos¹⁰, M. Karnevskiy⁸³, S. N. Karpov⁶⁵, Z. M. Karpova⁶⁵, K. Karthik¹¹⁰, V. Kartvelishvili⁷², A. N. Karyukhin¹³⁰, K. Kasahara¹⁶⁰, L. Kashif¹⁷³, R. D. Kass¹¹¹, A. Kastanas¹⁴, Y. Kataoka¹⁵⁵, C. Kato¹⁵⁵, A. Katre⁴⁹, J. Katzy⁴², K. Kawade¹⁰³, K. Kawagoe⁷⁰, T. Kawamoto¹⁵⁵, G. Kawamura⁵⁴, S. Kazama¹⁵⁵, V. F. Kazanin^{109,c}, R. Keeler¹⁶⁹, R. Kehoe⁴⁰, J. S. Keller⁴², J. J. Kempster⁷⁷, H. Keoshkerian⁸⁴, O. Kepka¹²⁷, B. P. Kerševan⁷⁵, S. Kersten¹⁷⁵, R. A. Keyes⁸⁷, F. Khalil-zada¹¹, H. Khandanyan^{146a,146b}, A. Khanov¹¹⁴, A. G. Kharlamov^{109,c}, T. J. Khoo²⁸, V. Khovanskij⁹⁷, E. Khramov⁶⁵, J. Khubua^{51b,v}, S. Kido⁶⁷, H. Y. Kim⁸, S. H. Kim¹⁶⁰, Y. K. Kim³¹, N. Kimura¹⁵⁴, O. M. Kind¹⁶, B. T. King⁷⁴, M. King¹⁶⁷, S. B. King¹⁶⁸, J. Kirk¹³¹, A. E. Kiryunin¹⁰¹, T. Kishimoto⁶⁷, D. Kisieleska^{38a}, F. Kiss⁴⁸, K. Kiuchi¹⁶⁰, O. Kivernyk¹³⁶, E. Kladiva^{144b}, M. H. Klein³⁵, M. Klein⁷⁴, U. Klein⁷⁴, K. Kleinknecht⁸³, P. Klimek^{146a,146b}, A. Klimentov²⁵, R. Klingleberg⁴³, J. A. Klinger¹³⁹, T. Klioutchnikova³⁰, E.-E. Kluge^{58a}, P. Kluit¹⁰⁷, S. Kluth¹⁰¹, J. Knapik³⁹, E. Kneringer⁶², E. B. F. G. Knoop⁸⁵, A. Knue⁵³, A. Kobayashi¹⁵⁵, D. Kobayashi¹⁵⁷, T. Kobayashi¹⁵⁵, M. Kobel⁴⁴, M. Kocian¹⁴³, P. Kodys¹²⁹, T. Koffas²⁹, E. Koffeman¹⁰⁷, L. A. Kogan¹²⁰, S. Kohlmann¹⁷⁵, Z. Kohout¹²⁸, T. Kohriki⁶⁶, T. Koi¹⁴³, H. Kolanoski¹⁶, M. Kolb^{58b}, I. Koletsou⁵, A. A. Komar^{96,*}, Y. Komori¹⁵⁵, T. Kondo⁶⁶, N. Kondrashova⁴², K. Köneke⁴⁸, A. C. König¹⁰⁶, T. Kono⁶⁶, R. Konoplich^{110,w}, N. Konstantinidis⁷⁸, R. Kopeliansky¹⁵², S. Koperny^{38a}, L. Köpke⁸³, A. K. Kopp⁴⁸, K. Korcyl³⁹, K. Kordas¹⁵⁴, A. Korn⁷⁸, A. A. Korol^{109,c}, I. Korolkov¹², E. V. Korolkova¹³⁹, O. Kortner¹⁰¹, S. Kortner¹⁰¹, T. Kosek¹²⁹, V. V. Kostyukhin²¹, V. M. Kotov⁶⁵, A. Kotwal⁴⁵, A. Kourkouveli-Charalampidi¹⁵⁴, C. Kourkouvelis⁹, V. Kouskoura²⁵, A. Koutsman^{159a}, R. Kowalewski¹⁶⁹, T. Z. Kowalski^{38a}, W. Kozanecki¹³⁶, A. S. Kozhin¹³⁰, V. A. Kramarenko⁹⁹, G. Kramberger⁷⁵, D. Krasnopevtsev⁹⁸, M. W. Krasny⁸⁰, A. Krasznahorkay³⁰, J. K. Kraus²¹, A. Kravchenko²⁵, S. Kreiss¹¹⁰, M. Kretz^{58c}, J. Kretzschmar⁷⁴, K. Kreuzfeldt⁵², P. Krieger¹⁵⁸, K. Krizka³¹, K. Kroeninger⁴³, H. Kroha¹⁰¹, J. Kroll¹²², J. Kroseberg²¹, J. Krstic¹³, U. Kruchonak⁶⁵, H. Krüger²¹, N. Krumnack⁶⁴, A. Kruse¹⁷³, M. C. Kruse⁴⁵, M. Kruskal²², T. Kubota⁸⁸, H. Kucuk⁷⁸, S. Kudah^{4b}, S. Kuehn⁴⁸, A. Kugel^{58c}, F. Kuger¹⁷⁴, A. Kuhl¹³⁷, T. Kuhl⁴², V. Kukhtin⁶⁵, R. Kukla¹³⁶, Y. Kulchitsky⁹², S. Kuleshov^{32b}, M. Kuna^{132a,132b}, T. Kunigo⁶⁸, A. Kupco¹²⁷, H. Kurashige⁶⁷, Y. A. Kurochkin⁹², V. Kus¹²⁷, E. S. Kuwertz¹⁶⁹, M. Kuze¹⁵⁷, J. Kvita¹¹⁵, T. Kwan¹⁶⁹, D. Kyriazopoulos¹³⁹, A. La Rosa¹³⁷, J. L. La Rosa Navarro^{24d}, L. La Rotonda^{37a,37b}, C. Lacasta¹⁶⁷, F. Lacava^{132a,132b}, J. Lacey²⁹, H. Lacker¹⁶, D. Lacour⁸⁰, V. R. Lacuesta¹⁶⁷, E. Ladygin⁶⁵, R. Lafaye⁵, B. Laforge⁸⁰, T. Lagouri¹⁷⁶, S. Lai⁵⁴, L. Lambourne⁷⁸, S. Lammers⁶¹, C. L. Lampen⁷, W. Lamp⁷, E. Lançon¹³⁶, U. Landgraf⁴⁸, M. P. J. Landon⁷⁶, V. S. Lang^{58a}, J. C. Lange¹², A. J. Lankford¹⁶³, F. Lanni²⁵, K. Lantzsch²¹, A. Lanza^{121a}, S. Laplace⁸⁰, C. Lapoire³⁰, J. F. Laporte¹³⁶, T. Lari^{91a}, F. Lasagni Manghi^{20a,20b}, M. Lassnig³⁰, P. Laurelli⁴⁷, W. Lavrijsen¹⁵, A. T. Law¹³⁷, P. Laycock⁷⁴, T. Lazovich⁵⁷, O. Le Dortz⁸⁰, E. Le Guirriec⁸⁵, E. Le Menedeu¹², M. LeBlanc¹⁶⁹, T. LeCompte⁶, F. Ledroit-Guillon⁵⁵, C. A. Lee^{145a}, S. C. Lee¹⁵¹, L. Lee¹, G. Lefebvre⁸⁰, M. Lefebvre¹⁶⁹, F. Legger¹⁰⁰, C. Leggett¹⁵, A. Lehan⁷⁴, G. Lehmann Miotto³⁰, X. Lei⁷, W. A. Leight²⁹, A. Leisos^{154,x}, A. G. Leister¹⁷⁶, M. A. L. Leite^{24d}, R. Leitner¹²⁹, D. Lellouch¹⁷², B. Lemmer⁵⁴, K. J. C. Leney⁷⁸, T. Lenz²¹, B. Lenzi³⁰, R. Leone⁷, S. Leone^{124a,124b}, C. Leonidopoulos⁴⁶, S. Leontsinis¹⁰, C. Leroy⁹⁵, C. G. Lester²⁸, M. Levchenko¹²³, J. Levêque⁵, D. Levin⁸⁹, L. J. Levinson¹⁷², M. Levy¹⁸, A. Lewis¹²⁰, A. M. Leyko²¹, M. Leyton⁴¹, B. Li^{33b,y}, H. Li¹⁴⁸, H. L. Li³¹, L. Li⁴⁵, L. Li^{33e}, S. Li⁴⁵, X. Li⁸⁴, Y. Li^{33c,z}, Z. Liang¹³⁷, H. Liao³⁴, B. Liberti^{133a}, A. Liblong¹⁵⁸, P. Lichard³⁰, K. Lie¹⁶⁵, J. Liebal²¹, W. Liebig¹⁴, C. Limbach²¹, A. Limosani¹⁵⁰, S. C. Lin^{151,aa}, T. H. Lin⁸³, F. Linde¹⁰⁷, B. E. Lindquist¹⁴⁸, J. T. Linnemann⁹⁰, E. Lipeles¹²², A. Lipniacka¹⁴, M. Lisovyi^{58b}, T. M. Liss¹⁶⁵, D. Lissauer²⁵, A. Lister¹⁶⁸, A. M. Litke¹³⁷, B. Liu^{151,ab}, D. Liu¹⁵¹, H. Liu⁸⁹, J. Liu⁸⁵, J. B. Liu^{33b}, K. Liu⁸⁵, L. Liu¹⁶⁵, M. Liu⁴⁵, M. Liu^{33b}, Y. Liu^{33b}, M. Livan^{121a,121b}, A. Lleres⁵⁵, J. Llorente Merino⁸², S. L. Lloyd⁷⁶, F. Lo Sterzo¹⁵¹, E. Lobodzinska⁴², P. Loch⁷, W. S. Lockman¹³⁷, F. K. Loebinger⁸⁴, A. E. Loevschall-Jensen³⁶, K. M. Loew²³, A. Loginov¹⁷⁶, T. Lohse¹⁶, K. Lohwasser⁴², M. Lokajicek¹²⁷, B. A. Long²², J. D. Long¹⁶⁵, R. E. Long⁷², K. A. Looper¹¹¹, L. Lopes^{126a}, D. Lopez Mateos⁵⁷, B. Lopez Paredes¹³⁹, I. Lopez Paz¹², J. Lorenz¹⁰⁰, N. Lorenzo Martinez⁶¹, M. Losada¹⁶², P. J. Lösel¹⁰⁰, X. Lou^{33a}, A. Lounis¹¹⁷, J. Love⁶, P. A. Love⁷², H. Lu^{60a}, N. Lu⁸⁹, H. J. Lubatti¹³⁸, C. Luci^{132a,132b}, A. Lucotte⁵⁵, C. Luedtke⁴⁸, F. Luehring⁶¹, W. Lukas⁶², L. Luminari^{132a}, O. Lundberg^{146a,146b}, B. Lund-Jensen¹⁴⁷, D. Lynn²⁵, R. Lysak¹²⁷, E. Lytken⁸¹, H. Ma²⁵, L. L. Ma^{33d}, G. Maccarrone⁴⁷, A. Macchiolo¹⁰¹, C. M. Macdonald¹³⁹, B. Maček⁷⁵, J. Machado Miguens^{122,126b}, D. Macina³⁰, D. Madaffari⁸⁵,

R. Madar³⁴, H. J. Maddocks⁷², W. F. Mader⁴⁴, A. Madsen¹⁶⁶, J. Maeda⁶⁷, S. Maeland¹⁴, T. Maeno²⁵, A. Maevskiy⁹⁹, E. Magradze⁵⁴, K. Mahboubi⁴⁸, J. Mahlstedt¹⁰⁷, C. Maiani¹³⁶, C. Maidantchik^{24a}, A. A. Maier¹⁰¹, T. Maier¹⁰⁰, A. Maio^{126a,126b,126d}, S. Majewski¹¹⁶, Y. Makida⁶⁶, N. Makovec¹¹⁷, B. Malaescu⁸⁰, Pa. Malecki³⁹, V. P. Maleev¹²³, F. Malek⁵⁵, U. Mallik⁶³, D. Malon⁶, C. Malone¹⁴³, S. Maltezos¹⁰, V. M. Malyshev¹⁰⁹, S. Malyukov³⁰, J. Mamuzic⁴², G. Mancini⁴⁷, B. Mandelli³⁰, L. Mandelli^{91a}, I. Mandić⁷⁵, R. Mandrysch⁶³, J. Maneira^{126a,126b}, A. Manfredini¹⁰¹, L. Manhaes de Andrade Filho^{24b}, J. Manjarres Ramos^{159b}, A. Mann¹⁰⁰, A. Manousakis-Katsikakis⁹, B. Mansoulié¹³⁶, R. Mantifel⁸⁷, M. Mantoani⁵⁴, L. Mapelli³⁰, L. March^{145c}, G. Marchiori⁸⁰, M. Marcisovsky¹²⁷, C. P. Marino¹⁶⁹, M. Marjanovic¹³, D. E. Marley⁸⁹, F. Marroquim^{24a}, S. P. Marsden⁸⁴, Z. Marshall¹⁵, L. F. Marti¹⁷, S. Marti-Garcia¹⁶⁷, B. Martin⁹⁰, T. A. Martin¹⁷⁰, V. J. Martin⁴⁶, B. Martin dit Latour¹⁴, M. Martinez^{12,o}, S. Martin-Haugh¹³¹, V. S. Martoiu^{26b}, A. C. Martyniuk⁷⁸, M. Marx¹³⁸, F. Marzano^{132a}, A. Marzin³⁰, L. Masetti⁸³, T. Mashimo¹⁵⁵, R. Mashinistov⁹⁶, J. Masik⁸⁴, A. L. Maslennikov^{109,c}, I. Massa^{20a,20b}, L. Massa^{20a,20b}, P. Mastrandrea⁵, A. Mastroberardino^{37a,37b}, T. Masubuchi¹⁵⁵, P. Mättig¹⁷⁵, J. Mattmann⁸³, J. Maurer^{26b}, S. J. Maxfield⁷⁴, D. A. Maximov^{109,c}, R. Mazini¹⁵¹, S. M. Mazza^{91a,91b}, G. Mc Goldrick¹⁵⁸, S. P. Mc Kee⁸⁹, A. McCann⁸⁹, R. L. McCarthy¹⁴⁸, T. G. McCarthy²⁹, N. A. McCubbin¹³¹, K. W. McFarlane^{56,*}, J. A. McFayden⁷⁸, G. Mchedlidge⁵⁴, S. J. McMahon¹³¹, R. A. McPherson^{169,k}, M. Medinnis⁴², S. Meehan^{145a}, S. Mehlhase¹⁰⁰, A. Mehta⁷⁴, K. Meier^{58a}, C. Meineck¹⁰⁰, B. Meirose⁴¹, B. R. Mellado Garcia^{145c}, F. Meloni¹⁷, A. Mengarelli^{20a,20b}, S. Menke¹⁰¹, E. Meoni¹⁶¹, K. M. Mercurio⁵⁷, S. Mergelmeyer²¹, P. Mermod⁴⁹, L. Merola^{104a,104b}, C. Meroni^{91a}, F. S. Merritt³¹, A. Messina^{132a,132b}, J. Metcalfe²⁵, A. S. Mete¹⁶³, C. Meyer⁸³, C. Meyer¹²², J.-P. Meyer¹³⁶, J. Meyer¹⁰⁷, H. Meyer Zu Theenhausen^{58a}, R. P. Middleton¹³¹, S. Miglioranza^{164a,164c}, L. Mijović²¹, G. Mikenberg¹⁷², M. Mikestikova¹²⁷, M. Mikuz⁷⁵, M. Milesi⁸⁸, A. Milic³⁰, D. W. Miller³¹, C. Mills⁴⁶, A. Milov¹⁷², D. A. Milstead^{146a,146b}, A. A. Minaenko¹³⁰, Y. Minami¹⁵⁵, I. A. Minashvili⁶⁵, A. I. Mincer¹¹⁰, B. Mindur^{38a}, M. Mineev⁶⁵, Y. Ming¹⁷³, L. M. Mir¹², K. P. Mistry¹²², T. Mitani¹⁷¹, J. Mitrevski¹⁰⁰, V. A. Mitsou¹⁶⁷, A. Miucci⁴⁹, P. S. Miyagawa¹³⁹, J. U. Mjörnmark⁸¹, T. Moa^{146a,146b}, K. Mochizuki⁸⁵, S. Mohapatra³⁵, W. Mohr⁴⁸, S. Molander^{146a,146b}, R. Moles-Valls²¹, R. Monden⁶⁸, K. Mönig⁴², C. Monini⁵⁵, J. Monk³⁶, E. Monnier⁸⁵, A. Montalbano¹⁴⁸, J. Montejo Berlingen¹², F. Monticelli⁷¹, S. Monzani^{132a,132b}, R. W. Moore³, N. Morange¹¹⁷, D. Moreno¹⁶², M. Moreno Llacer⁵⁴, P. Moretti^{50a}, D. Mori¹⁴², T. Mori¹⁵⁵, M. Morii⁵⁷, M. Morinaga¹⁵⁵, V. Morisbak¹¹⁹, S. Moritz⁸³, A. K. Morley¹⁵⁰, G. Mornacchi³⁰, J. D. Morris⁷⁶, S. S. Mortensen³⁶, A. Morton⁵³, L. Morvaj¹⁰³, M. Mosidze^{51b}, J. Moss¹⁴³, K. Motohashi¹⁵⁷, R. Mount¹⁴³, E. Mountricha²⁵, S. V. Mouraviev^{96,*}, E. J. W. Moyse⁸⁶, S. Muanza⁸⁵, R. D. Mudd¹⁸, F. Mueller¹⁰¹, J. Mueller¹²⁵, R. S. P. Mueller¹⁰⁰, T. Mueller²⁸, D. Muenstermann⁴⁹, P. Mullen⁵³, G. A. Mullier¹⁷, J. A. Murillo Quijada¹⁸, W. J. Murray^{170,131}, H. Musheghyan⁵⁴, E. Musto¹⁵², A. G. Myagkov^{130,ac}, M. Myska¹²⁸, B. P. Nachman¹⁴³, O. Nackenhorst⁵⁴, J. Nadal⁵⁴, K. Nagai¹²⁰, R. Nagai¹⁵⁷, Y. Nagai⁸⁵, K. Nagano⁶⁶, A. Nagarkar¹¹¹, Y. Nagasaka⁵⁹, K. Nagata¹⁶⁰, M. Nagel¹⁰¹, E. Nagy⁸⁵, A. M. Nairz³⁰, Y. Nakahama³⁰, K. Nakamura⁶⁶, T. Nakamura¹⁵⁵, I. Nakano¹¹², H. Namasivayam⁴¹, R. F. Naranjo Garcia⁴², R. Narayan³¹, D. I. Narrias Villar^{58a}, T. Naumann⁴², G. Navarro¹⁶², R. Nayyar⁷, H. A. Neal⁸⁹, P. Yu. Nechaeva⁹⁶, T. J. Neep⁸⁴, P. D. Nef¹⁴³, A. Negri^{121a,121b}, M. Negrini^{20a}, S. Nektarijevic¹⁰⁶, C. Nellist¹¹⁷, A. Nelson¹⁶³, S. Nemecek¹²⁷, P. Nemethy¹¹⁰, A. A. Nepomuceno^{24a}, M. Nessi^{30,ad}, M. S. Neubauer¹⁶⁵, M. Neumann¹⁷⁵, R. M. Neves¹¹⁰, P. Nevski²⁵, P. R. Newman¹⁸, D. H. Nguyen⁶, R. B. Nickerson¹²⁰, R. Nicolaidou¹³⁶, B. Nicquevert³⁰, J. Nielsen¹³⁷, N. Nikiforou³⁵, A. Nikiforov¹⁶, V. Nikolaenko^{130,ac}, I. Nikolic-Audit⁸⁰, K. Nikolopoulos¹⁸, J. K. Nilsen¹¹⁹, P. Nilsson²⁵, Y. Ninomiya¹⁵⁵, A. Nisati^{132a}, R. Nisius¹⁰¹, T. Nobe¹⁵⁵, M. Nomachi¹¹⁸, I. Nomidis²⁹, T. Nooney⁷⁶, S. Norberg¹¹³, M. Nordberg³⁰, O. Novgorodova⁴⁴, S. Nowak¹⁰¹, M. Nozaki⁶⁶, L. Nozka¹¹⁵, K. Ntekas¹⁰, G. Nunes Hanninger⁸⁸, T. Nunnemann¹⁰⁰, E. Nurse⁷⁸, F. Nuti⁸⁸, B. J. O'Brien⁴⁶, F. O'grady⁷, D. C. O'Neil¹⁴², V. O'Shea⁵³, F. G. Oakham^{29,d}, H. Oberlack¹⁰¹, T. Obermann²¹, J. Ocariz⁸⁰, A. Ochi⁶⁷, I. Ochoa³⁵, J. P. Ochoa-Ricoux^{32a}, S. Oda⁷⁰, S. Odaka⁶⁶, H. Ogren⁶¹, A. Oh⁸⁴, S. H. Oh⁴⁵, C. C. Ohm¹⁵, H. Ohman¹⁶⁶, H. Oide³⁰, W. Okamura¹¹⁸, H. Okawa¹⁶⁰, Y. Okumura³¹, T. Okuyama⁶⁶, A. Olariu^{26b}, S. A. Olivares Pino⁴⁶, D. Oliveira Damazio²⁵, A. Olszewski³⁹, J. Olszowska³⁹, A. Onofre^{126a,126e}, K. Onogi¹⁰³, P. U. E. Onyisi^{31,s}, C. J. Oram^{159a}, M. J. Oreglia³¹, Y. Oren¹⁵³, D. Orestano^{134a,134b}, N. Orlando¹⁵⁴, C. Oropeza Barrera⁵³, R. S. Orr¹⁵⁸, B. Osculati^{50a,50b}, R. Ospanov⁸⁴, G. Otero y Garzon²⁷, H. Otono⁷⁰, M. Ouchrif^{135d}, F. Ould-Saada¹¹⁹, A. Ouraou¹³⁶, K. P. Oussoren¹⁰⁷, Q. Ouyang^{33a}, A. Ovcharova¹⁵, M. Owen⁵³, R. E. Owen¹⁸, V. E. Ozcan^{19a}, N. Ozturk⁸, K. Pachal¹⁴², A. Pacheco Pages¹², C. Padilla Aranda¹², M. Pagáčová⁴⁸, S. Pagan Griso¹⁵, E. Paganis¹³⁹, F. Paige²⁵, P. Pais⁸⁶, K. Pajchel¹¹⁹, G. Palacino^{159b}, S. Palestini³⁰, M. Palka^{38b}, D. Pallin³⁴, A. Palma^{126a,126b}, Y. B. Pan¹⁷³, E. St. Panagiotopoulou¹⁰, C. E. Pandini⁸⁰, J. G. Panduro Vazquez⁷⁷, P. Pani^{146a,146b}, S. Panitkin²⁵, D. Pantea^{26b}, L. Paolozzi⁴⁹, Th. D. Papadopoulou¹⁰, K. Papageorgiou¹⁵⁴, A. Paramonov⁶, D. Paredes Hernandez¹⁵⁴, M. A. Parker²⁸, K. A. Parker¹³⁹, F. Parodi^{50a,50b}, J. A. Parsons³⁵, U. Parzefall⁴⁸, E. Pasqualucci^{132a}, S. Passaggio^{50a}, F. Pastore^{134a,134b,*}, Fr. Pastore⁷⁷, G. Pásztor²⁹, S. Pataria¹⁷⁵, N. D. Patel¹⁵⁰, J. R. Pater⁸⁴, T. Pauly³⁰, J. Pearce¹⁶⁹, B. Pearson¹¹³, L. E. Pedersen³⁶, M. Pedersen¹¹⁹, S. Pedraza Lopez¹⁶⁷, R. Pedro^{126a,126b}, S. V. Peleganchuk^{109,c}, D. Pelikan¹⁶⁶, O. Penc¹²⁷, C. Peng^{33a}, H. Peng^{33b}, B. Penning³¹, J. Penwell⁶¹,

D. V. Perepelitsa²⁵, E. Perez Codina^{159a}, M. T. Pérez García-Estañ¹⁶⁷, L. Perini^{91a,91b}, H. Pernegger³⁰, S. Perrella^{104a,104b}, R. Peschke⁴², V. D. Peshekhonov⁶⁵, K. Peters³⁰, R. F. Y. Peters⁸⁴, B. A. Petersen³⁰, T. C. Petersen³⁶, E. Petit⁴², A. Petridis¹, C. Petridou¹⁵⁴, P. Petroff¹¹⁷, E. Petrolo^{132a}, F. Petrucci^{134a,134b}, N. E. Pettersson¹⁵⁷, R. Pezoa^{32b}, P. W. Phillips¹³¹, G. Piacquadio¹⁴³, E. Pianori¹⁷⁰, A. Picazio⁴⁹, E. Piccaro⁷⁶, M. Piccinini^{20a,20b}, M. A. Pickering¹²⁰, R. Piegai²⁷, D. T. Pignotti¹¹¹, J. E. Pilcher³¹, A. D. Pilkington⁸⁴, A. W. J. Pin⁸⁴, J. Pina^{126a,126b,126d}, M. Pinamonti^{164a,164c,ae}, J. L. Pinfeld³, A. Pingel³⁶, S. Pires⁸⁰, H. Pirumov⁴², M. Pitt¹⁷², C. Pizio^{91a,91b}, L. Plazak^{144a}, M.-A. Pleier²⁵, V. Pleskot¹²⁹, E. Plotnikova⁶⁵, P. Plucinski^{146a,146b}, D. Pluth⁶⁴, R. Poettgen^{146a,146b}, L. Poggioli¹¹⁷, D. Pohl²¹, G. Polesello^{121a}, A. Poley⁴², A. Policicchio^{37a,37b}, R. Polifka¹⁵⁸, A. Polini^{20a}, C. S. Pollard⁵³, V. Polychronakos²⁵, K. Pommès³⁰, L. Pontecorvo^{132a}, B. G. Pope⁹⁰, G. A. Popeneciu^{26c}, D. S. Popovic¹³, A. Poppleton³⁰, S. Pospisil¹²⁸, K. Potamianos¹⁵, I. N. Potrap⁶⁵, C. J. Potter¹⁴⁹, C. T. Potter¹¹⁶, G. Poulard³⁰, J. Poveda³⁰, V. Pozdnyakov⁶⁵, P. Pralavorio⁸⁵, A. Pranko¹⁵, S. Prasad³⁰, S. Prell⁶⁴, D. Price⁸⁴, L. E. Price⁶, M. Primavera^{73a}, S. Prince⁸⁷, M. Proissl⁴⁶, K. Prokofiev^{60c}, F. Prokoshin^{32b}, E. Protopapadaki¹³⁶, S. Protopopescu²⁵, J. Proudfoot⁶, M. Przybycien^{38a}, E. Ptacek¹¹⁶, D. Puddu^{134a,134b}, E. Pueschel⁸⁶, D. Poldon¹⁴⁸, M. Purohit^{25,af}, P. Puzo¹¹⁷, J. Qian⁸⁹, G. Qin⁵³, Y. Qin⁸⁴, A. Quadt⁵⁴, D. R. Quarrie¹⁵, W. B. Quayle^{164a,164b}, M. Queitsch-Maitland⁸⁴, D. Quilty⁵³, S. Raddum¹¹⁹, V. Radeka²⁵, V. Radescu⁴², S. K. Radhakrishnan¹⁴⁸, P. Radloff¹¹⁶, P. Rados⁸⁸, F. Ragusa^{91a,91b}, G. Rahal¹⁷⁸, S. Rajagopalan²⁵, M. Rammensee³⁰, C. Rangel-Smith¹⁶⁶, F. Rauscher¹⁰⁰, S. Rave⁸³, T. Ravenscroft⁵³, M. Raymond³⁰, A. L. Read¹¹⁹, N. P. Readioff⁷⁴, D. M. Rebuffi^{121a,121b}, A. Redelbach¹⁷⁴, G. Redlinger²⁵, R. Reece¹³⁷, K. Reeves⁴¹, L. Rehnisch¹⁶, J. Reichert¹²², H. Reisin²⁷, C. Rembser³⁰, H. Ren^{33a}, A. Renaud¹¹⁷, M. Rescigno^{132a}, S. Resconi^{91a}, O. L. Rezanova^{109,c}, P. Reznicek¹²⁹, R. Rezvani⁹⁵, R. Richter¹⁰¹, S. Richter⁷⁸, E. Richter-Was^{38b}, O. Ricken²¹, M. Ridel⁸⁰, P. Rieck¹⁶, C. J. Riegel¹⁷⁵, J. Rieger⁵⁴, O. Rifki¹¹³, M. Rijssenbeek¹⁴⁸, A. Rimoldi^{121a,121b}, L. Rinaldi^{20a}, B. Ristić⁴⁹, E. Ritsch³⁰, I. Riu¹², F. Rizatdinova¹¹⁴, E. Rizvi⁷⁶, S. H. Robertson^{87,k}, A. Robichaud-Veronneau⁸⁷, D. Robinson²⁸, J. E. M. Robinson⁴², A. Robson⁵³, C. Roda^{124a,124b}, S. Roe³⁰, O. Røhne¹¹⁹, A. Romaniouk⁹⁸, M. Romano^{20a,20b}, S. M. Romano Saez³⁴, E. Romero Adam¹⁶⁷, N. Rompotis¹³⁸, M. Ronzani⁴⁸, L. Roos⁸⁰, E. Ros¹⁶⁷, S. Rosati^{132a}, K. Rosbach⁴⁸, P. Rose¹³⁷, P. L. Rosendahl¹⁴, O. Rosenthal¹⁴¹, V. Rossetti^{146a,146b}, E. Rossi^{104a,104b}, L. P. Rossi^{50a}, J. H. N. Rosten²⁸, R. Rosten¹³⁸, M. Rotaru^{26b}, I. Roth¹⁷², J. Rothberg¹³⁸, D. Rousseau¹¹⁷, C. R. Royon¹³⁶, A. Rozanov⁸⁵, Y. Rozen¹⁵², X. Ruan^{145c}, F. Rubbo¹⁴³, I. Rubinskiy⁴², V. I. Rud⁹⁹, C. Rudolph⁴⁴, M. S. Rudolph¹⁵⁸, F. Rühr⁴⁸, A. Ruiz-Martinez³⁰, Z. Rurikova⁴⁸, N. A. Rusakovich⁶⁵, A. Ruschke¹⁰⁰, H. L. Russell¹³⁸, J. P. Rutherford⁷, N. Ruthmann³⁰, Y. F. Ryabov¹²³, M. Rybar¹⁶⁵, G. Rybkin¹¹⁷, N. C. Ryder¹²⁰, A. F. Saavedra¹⁵⁰, G. Sabato¹⁰⁷, S. Sacerdoti²⁷, A. Saddique³, H. F-W. Sadrozinski¹³⁷, R. Sadykov⁶⁵, F. Safai Tehrani^{132a}, P. Saha¹⁰⁸, M. Sahinsoy^{58a}, M. Saimpert¹³⁶, T. Saito¹⁵⁵, H. Sakamoto¹⁵⁵, Y. Sakurai¹⁷¹, G. Salamanna^{134a,134b}, A. Salamon^{133a}, J. E. Salazar Loyola^{32b}, M. Saleem¹¹³, D. Salek¹⁰⁷, P. H. Sales De Bruin¹³⁸, D. Salihagic¹⁰¹, A. Salnikov¹⁴³, J. Salt¹⁶⁷, D. Salvatore^{37a,37b}, F. Salvatore¹⁴⁹, A. Salvucci^{60a}, A. Salzburger³⁰, D. Sammel⁴⁸, D. Sampsonidis¹⁵⁴, A. Sanchez^{104a,104b}, J. Sánchez¹⁶⁷, V. Sanchez Martinez¹⁶⁷, H. Sandaker¹¹⁹, R. L. Sandbach⁷⁶, H. G. Sander⁸³, M. P. Sanders¹⁰⁰, M. Sandhoff¹⁷⁵, C. Sandoval¹⁶², R. Sandstroem¹⁰¹, D. P. C. Sankey¹³¹, M. Sannino^{50a,50b}, A. Sansoni⁴⁷, C. Santoni³⁴, R. Santonico^{133a,133b}, H. Santos^{126a}, I. Santoyo Castillo¹⁴⁹, K. Sapp¹²⁵, A. Sapronov⁶⁵, J. G. Saraiva^{126a,126d}, B. Sarrazin²¹, O. Sasaki⁶⁶, Y. Sasaki¹⁵⁵, K. Sato¹⁶⁰, G. Sauvage^{5,*}, E. Sauvan⁵, G. Savage⁷⁷, P. Savard^{158,d}, C. Sawyer¹³¹, L. Sawyer^{79,n}, J. Saxon³¹, C. Sbarra^{20a}, A. Sbrizzi^{20a,20b}, T. Scanlon⁷⁸, D. A. Scannicchio¹⁶³, M. Scarcella¹⁵⁰, V. Scarfone^{37a,37b}, J. Schaarschmidt¹⁷², P. Schacht¹⁰¹, D. Schaefer³⁰, R. Schaefer⁴², J. Schaeffer⁸³, S. Schaepe²¹, S. Schaezel^{58b}, U. Schäfer⁸³, A. C. Schaffer¹¹⁷, D. Schaile¹⁰⁰, R. D. Schamberger¹⁴⁸, V. Scharf^{58a}, V. A. Schegelsky¹²³, D. Scheirich¹²⁹, M. Schernau¹⁶³, C. Schiavi^{50a,50b}, C. Schillo⁴⁸, M. Schioppa^{37a,37b}, S. Schlenker³⁰, K. Schmieden³⁰, C. Schmitt⁸³, S. Schmitt^{58b}, S. Schmitt⁴², B. Schneider^{159a}, Y. J. Schnellbach⁷⁴, U. Schnoor⁴⁴, L. Schoeffel¹³⁶, A. Schoening^{58b}, B. D. Schoenrock⁹⁰, E. Schopf²¹, A. L. S. Schorlemmer⁵⁴, M. Schott⁸³, D. Schouten^{159a}, J. Schovancova⁸, S. Schramm⁴⁹, M. Schreyer¹⁷⁴, N. Schuh⁸³, M. J. Schultens²¹, H.-C. Schultz-Coulon^{58a}, H. Schulz¹⁶, M. Schumacher⁴⁸, B. A. Schumm¹³⁷, Ph. Schune¹³⁶, C. Schwanenberger⁸⁴, A. Schwartzman¹⁴³, T. A. Schwarz⁸⁹, Ph. Schwegler¹⁰¹, H. Schweiger⁸⁴, Ph. Schwemling¹³⁶, R. Schwienhorst⁹⁰, J. Schwindling¹³⁶, T. Schwindt²¹, F. G. Sciacca¹⁷, E. Scifo¹¹⁷, G. Sciolla²³, F. Scuri^{124a,124b}, F. Scutti²¹, J. Searcy⁸⁹, G. Sedov⁴², E. Sedykh¹²³, P. Seema²¹, S. C. Seidel¹⁰⁵, A. Seiden¹³⁷, F. Seifert¹²⁸, J. M. Seixas^{24a}, G. Sekhniaidze^{104a}, K. Sekhon⁸⁹, S. J. Sekula⁴⁰, D. M. Seliverstov^{123,*}, N. Semprini-Cesari^{20a,20b}, C. Serfon³⁰, L. Serin¹¹⁷, L. Serkin^{164a,164b}, T. Serre⁸⁵, M. Sessa^{134a,134b}, R. Seuster^{159a}, H. Severini¹¹³, T. Sfiligoi⁷⁵, F. Sforza³⁰, A. Sfyrila³⁰, E. Shabalina⁵⁴, M. Shamim¹¹⁶, L. Y. Shan^{33a}, R. Shang¹⁶⁵, J. T. Shank²², M. Shapiro¹⁵, P. B. Shatalov⁹⁷, K. Shaw^{164a,164b}, S. M. Shaw⁸⁴, A. Shcherbakova^{146a,146b}, C. Y. Shehu¹⁴⁹, P. Sherwood⁷⁸, L. Shi^{151,ag}, S. Shimizu⁶⁷, C. O. Shimmin¹⁶³, M. Shimojima¹⁰², M. Shiyakova⁶⁵, A. Shmeleva⁹⁶, D. Shoaleh Saadi⁹⁵, M. J. Shochet³¹, S. Shojaii^{91a,91b}, S. Shrestha¹¹¹, E. Shulga⁹⁸, M. A. Shupe⁷, S. Shushkevich⁴², P. Sicho¹²⁷, P. E. Sidebo¹⁴⁷, O. Sidiropoulou¹⁷⁴, D. Sidorov¹¹⁴, A. Sidoti^{20a,20b}, F. Siegert⁴⁴, Dj. Sijacki¹³, J. Silva^{126a,126d}, Y. Silver¹⁵³, S. B. Silverstein^{146a}, V. Simak¹²⁸, O. Simard⁵, Lj. Simic¹³, S. Simion¹¹⁷,

E. Simioni⁸³, B. Simmons⁷⁸, D. Simon³⁴, P. Sinervo¹⁵⁸, N. B. Sinev¹¹⁶, M. Sioli^{20a,20b}, G. Siragusa¹⁷⁴, A. N. Sisakyan^{65,*}, S. Yu. Sivoklokov⁹⁹, J. Sjölin^{146a,146b}, T. B. Sjurson¹⁴, M. B. Skinner⁷², H. P. Skottowe⁵⁷, P. Skubic¹¹³, M. Slater¹⁸, T. Slavicek¹²⁸, M. Slawinska¹⁰⁷, K. Sliwa¹⁶¹, V. Smakhtin¹⁷², B. H. Smart⁴⁶, L. Smestad¹⁴, S. Yu. Smirnov⁹⁸, Y. Smirnov⁹⁸, L. N. Smirnova^{99,ah}, O. Smirnova⁸¹, M. N. K. Smith³⁵, R. W. Smith³⁵, M. Smizanska⁷², K. Smolek¹²⁸, A. A. Snesarev⁹⁶, G. Snidero⁷⁶, S. Snyder²⁵, R. Sobie^{169,k}, F. Socher⁴⁴, A. Soffer¹⁵³, D. A. Soh^{151,ag}, G. Sokhrannyi⁷⁵, C. A. Solans³⁰, M. Solar¹²⁸, J. Solc¹²⁸, E. Yu. Soldatov⁹⁸, U. Soldevila¹⁶⁷, A. A. Solodkov¹³⁰, A. Soloshenko⁶⁵, O. V. Solovyanov¹³⁰, V. Solovyev¹²³, P. Sommer⁴⁸, H. Y. Song^{33b,y}, N. Soni¹, A. Sood¹⁵, A. Sopczak¹²⁸, B. Sopko¹²⁸, V. Sopko¹²⁸, V. Sorin¹², D. Sosa^{58b}, M. Sosebee⁸, C. L. Sotiropoulou^{124a,124b}, R. Soualah^{164a,164c}, A. M. Soukharev^{109,c}, D. South⁴², B. C. Sowden⁷⁷, S. Spagnolo^{73a,73b}, M. Spalla^{124a,124b}, M. Spangenberg¹⁷⁰, F. Spanò⁷⁷, W. R. Spearman⁵⁷, D. Sperlich¹⁶, F. Spettel¹⁰¹, R. Spighi^{20a}, G. Spigo³⁰, L. A. Spiller⁸⁸, M. Spousta¹²⁹, R. D. St. Denis^{53,*}, A. Stabile^{91a}, S. Staerz⁴⁴, J. Stahlman¹²², R. Stamen^{58a}, S. Stamm¹⁶, E. Stanecka³⁹, C. Stanescu^{134a}, M. Stanescu-Bellu⁴², M. M. Stanitzki⁴², S. Stapnes¹¹⁹, E. A. Starchenko¹³⁰, J. Stark⁵⁵, P. Staroba¹²⁷, P. Starovoitov^{58a}, R. Staszewski³⁹, P. Steinberg²⁵, B. Stelzer¹⁴², H. J. Stelzer³⁰, O. Stelzer-Chilton^{159a}, H. Stenzel⁵², G. A. Stewart⁵³, J. A. Stillings²¹, M. C. Stockton⁸⁷, M. Stoebe⁸⁷, G. Stoica^{26b}, P. Stolte⁵⁴, S. Stonjek¹⁰¹, A. R. Stradling⁸, A. Straessner⁴⁴, M. E. Stramaglia¹⁷, J. Strandberg¹⁴⁷, S. Strandberg^{146a,146b}, A. Strandlie¹¹⁹, E. Strauss¹⁴³, M. Strauss¹¹³, P. Strizenec^{144b}, R. Ströhmer¹⁷⁴, D. M. Strom¹¹⁶, R. Stroynowski⁴⁰, A. Strubig¹⁰⁶, S. A. Stucci¹⁷, B. Stugu¹⁴, N. A. Styles⁴², D. Su¹⁴³, J. Su¹²⁵, R. Subramaniam⁷⁹, A. Succurro¹², Y. Sugaya¹¹⁸, M. Suk¹²⁸, V. V. Sulin⁹⁶, S. Sultansoy^{4c}, T. Sumida⁶⁸, S. Sun⁵⁷, X. Sun^{33a}, J. E. Sundermann⁴⁸, K. Suruliz¹⁴⁹, G. Susinno^{37a,37b}, M. R. Sutton¹⁴⁹, S. Suzuki⁶⁶, M. Svatos¹²⁷, M. Swiatkowski¹⁴³, I. Sykora^{144a}, T. Sykora¹²⁹, D. Ta⁴⁸, C. Taccini^{134a,134b}, K. Tackmann⁴², J. Taenzer¹⁵⁸, A. Taffard¹⁶³, R. Tafirout^{159a}, N. Taiblum¹⁵³, H. Takai²⁵, R. Takashima⁶⁹, H. Takeda⁶⁷, T. Takeshita¹⁴⁰, Y. Takubo⁶⁶, M. Talby⁸⁵, A. A. Talyshv^{109,c}, J. Y. C. Tam¹⁷⁴, K. G. Tan⁸⁸, J. Tanaka¹⁵⁵, R. Tanaka¹¹⁷, S. Tanaka⁶⁶, B. B. Tannenwald¹¹¹, N. Tannoury²¹, S. Tapia Araya^{32b}, S. Tapprogge⁸³, S. Tarem¹⁵², F. Tarrade²⁹, G. F. Tartarelli^{91a}, P. Tas¹²⁹, M. Tasevsky¹²⁷, T. Tashiro⁶⁸, E. Tassi^{37a,37b}, A. Tavares Delgado^{126a,126b}, Y. Tayalati^{135d}, F. E. Taylor⁹⁴, G. N. Taylor⁸⁸, P. T. E. Taylor⁸⁸, W. Taylor^{159b}, F. A. Teischinger³⁰, M. Teixeira Dias Castanheira⁷⁶, P. Teixeira-Dias⁷⁷, K. K. Temming⁴⁸, D. Temple¹⁴², H. Ten Kate³⁰, P. K. Teng¹⁵¹, J. J. Teoh¹¹⁸, F. Tepel¹⁷⁵, S. Terada⁶⁶, K. Terashi¹⁵⁵, J. Terron⁸², S. Terzo¹⁰¹, M. Testa⁴⁷, R. J. Teuscher^{158,k}, T. Thevenaux-Pelzer³⁴, J. P. Thomas¹⁸, J. Thomas-Wilsker⁷⁷, E. N. Thompson³⁵, P. D. Thompson¹⁸, R. J. Thompson⁸⁴, A. S. Thompson⁵³, L. A. Thomsen¹⁷⁶, E. Thomson¹²², M. Thomson²⁸, R. P. Thun^{89,*}, M. J. Tibbetts¹⁵, R. E. Ticse Torres⁸⁵, V. O. Tikhomirov^{96,ai}, Yu. A. Tikhonov^{109,c}, S. Timoshenko⁹⁸, E. Tiouchichine⁸⁵, P. Tipton¹⁷⁶, S. Tisserant⁸⁵, K. Todome¹⁵⁷, T. Todorov^{5,*}, S. Todorova-Nova¹²⁹, J. Tojo⁷⁰, S. Tokár^{144a}, K. Tokushuku⁶⁶, K. Tollefson⁹⁰, E. Tolley⁵⁷, L. Tomlinson⁸⁴, M. Tomoto¹⁰³, L. Tompkins^{143,aj}, K. Toms¹⁰⁵, E. Torrence¹¹⁶, H. Torres¹⁴², E. Torró Pastor¹³⁸, J. Toth^{85,ak}, F. Touchard⁸⁵, D. R. Tovey¹³⁹, T. Trefzger¹⁷⁴, L. Tremblet³⁰, A. Tricoli³⁰, I. M. Trigger^{159a}, S. Trincaz-Duvoid⁸⁰, M. F. Tripiana¹², W. Trischuk¹⁵⁸, B. Trocme⁵⁵, C. Troncon^{91a}, M. Trotter-McDonald¹⁵, M. Trovatelli¹⁶⁹, L. Truong^{164a,164c}, M. Trzebinski³⁹, A. Trzupek³⁹, C. Tsarouchas³⁰, J. C.-L. Tseng¹²⁰, P. V. Tsiarshka⁹², D. Tsionou¹⁵⁴, G. Tsipolitis¹⁰, N. Tsirintanis⁹, S. Tsiskaridze¹², V. Tsiskaridze⁴⁸, E. G. Tskhadadze^{51a}, K. M. Tsui^{60a}, I. I. Tsukerman⁹⁷, V. Tsulaia¹⁵, S. Tsuno⁶⁶, D. Tsybychev¹⁴⁸, A. Tudorache^{26b}, V. Tudorache^{26b}, A. N. Tuna⁵⁷, S. A. Tuppuri^{20a,20b}, S. Turchikhin^{99,ah}, D. Turecek¹²⁸, R. Turra^{91a,91b}, A. J. Turvey⁴⁰, P. M. Tuts³⁵, A. Tykhonov⁴⁹, M. Tylmad^{146a,146b}, M. Tyndel¹³¹, I. Ueda¹⁵⁵, R. Ueno²⁹, M. Ughetto^{146a,146b}, M. Uglund¹⁴, F. Ukegawa¹⁶⁰, G. Unal³⁰, A. Undrus²⁵, G. Unel¹⁶³, F. C. Ungaro⁴⁸, Y. Unno⁶⁶, C. Unverdorben¹⁰⁰, J. Urban^{144b}, P. Urquijo⁸⁸, P. Urrejola⁸³, G. Usai⁸, A. Usanova⁶², L. Vacavant⁸⁵, V. Vacek¹²⁸, B. Vachon⁸⁷, C. Valderanis⁸³, N. Valencic¹⁰⁷, S. Valentini^{20a,20b}, A. Valero¹⁶⁷, L. Valery¹², S. Valkar¹²⁹, S. Vallecorsa⁴⁹, J. A. Valls Ferrer¹⁶⁷, W. Van Den Wollenberg¹⁰⁷, P. C. Van Der Deijl¹⁰⁷, R. van der Geer¹⁰⁷, H. van der Graaf¹⁰⁷, N. van Eldik¹⁵², P. van Gemmeren⁶, J. Van Nieuwkoop¹⁴², I. van Vulpen¹⁰⁷, M. C. van Woerden³⁰, M. Vanadia^{132a,132b}, W. Vandelli³⁰, R. Vanguri¹²², A. Vaniachine⁶, F. Vannucci⁸⁰, G. Vardanyan¹⁷⁷, R. Vari^{132a}, E. W. Varnes⁷, T. Varol⁴⁰, D. Varouchas⁸⁰, A. Vartapetian⁸, K. E. Varvell¹⁵⁰, F. Vazeille³⁴, T. Vazquez Schroeder⁸⁷, J. Veatch⁷, L. M. Veloce¹⁵⁸, F. Veloso^{126a,126c}, T. Velz²¹, S. Veneziano^{132a}, A. Ventura^{73a,73b}, D. Ventura⁸⁶, M. Venturi¹⁶⁹, N. Venturi¹⁵⁸, A. Venturini²³, V. Vercesi^{121a}, M. Verducci^{132a,132b}, W. Verkerke¹⁰⁷, J. C. Vermeulen¹⁰⁷, A. Vest⁴⁴, M. C. Vetterli^{142,d}, O. Viazlo⁸¹, I. Vichou¹⁶⁵, T. Vickey¹³⁹, O. E. Vickey Boeriu¹³⁹, G. H. A. Viehhauser¹²⁰, S. Viel¹⁵, R. Vigne⁶², M. Villa^{20a,20b}, M. Villaplana Perez^{91a,91b}, E. Vilucchi⁴⁷, M. G. Vincter²⁹, V. B. Vinogradov⁶⁵, I. Vivarelli¹⁴⁹, F. Vives Vaque³, S. Vlachos¹⁰, D. Vladioiu¹⁰⁰, M. Vlasak¹²⁸, M. Vogel^{32a}, P. Vokac¹²⁸, G. Volpi^{124a,124b}, M. Volpi⁸⁸, H. von der Schmitt¹⁰¹, H. von Radziewski⁴⁸, E. von Toerne²¹, V. Vorobel¹²⁹, K. Vorobev⁹⁸, M. Vos¹⁶⁷, R. Voss³⁰, J. H. Vosseveld⁷⁴, N. Vranjes¹³, M. Vranjes Milosavljevic¹³, V. Vrba¹²⁷, M. Vreeswijk¹⁰⁷, R. Vuillermet³⁰, I. Vukotic³¹, Z. Vykydal¹²⁸, P. Wagner²¹, W. Wagner¹⁷⁵, H. Wahlberg⁷¹, S. Wahrmund⁴⁴, J. Wakabayashi¹⁰³, J. Walder⁷², R. Walker¹⁰⁰, W. Walkowiak¹⁴¹, C. Wang¹⁵¹, F. Wang¹⁷³, H. Wang¹⁵, H. Wang⁴⁰, J. Wang⁴², J. Wang¹⁵⁰, K. Wang⁸⁷, R. Wang⁶, S. M. Wang¹⁵¹, T. Wang²¹, T. Wang³⁵, X. Wang¹⁷⁶, C. Wanotayaroj¹¹⁶, A. Warburton⁸⁷, C. P. Ward²⁸, D. R. Wardrope⁷⁸, A. Washbrook⁴⁶

C. Wasicki⁴², P. M. Watkins¹⁸, A. T. Watson¹⁸, I. J. Watson¹⁵⁰, M. F. Watson¹⁸, G. Watts¹³⁸, S. Watts⁸⁴, B. M. Waugh⁷⁸, S. Webb⁸⁴, M. S. Weber¹⁷, S. W. Weber¹⁷⁴, J. S. Webster³¹, A. R. Weidberg¹²⁰, B. Weinert⁶¹, J. Weingarten⁵⁴, C. Weiser⁴⁸, H. Weits¹⁰⁷, P. S. Wells³⁰, T. Wenaus²⁵, T. Wengler³⁰, S. Wenig³⁰, N. Wermes²¹, M. Werner⁴⁸, P. Werner³⁰, M. Wessels^{58a}, J. Wetter¹⁶¹, K. Whalen¹¹⁶, A. M. Wharton⁷², A. White⁸, M. J. White¹, R. White^{32b}, S. White^{124a,124b}, D. Whiteson¹⁶³, F. J. Wickens¹³¹, W. Wiedenmann¹⁷³, M. Wielers¹³¹, P. Wienemann²¹, C. Wiglesworth³⁶, L. A. M. Wiik-Fuchs²¹, A. Wildauer¹⁰¹, H. G. Wilkens³⁰, H. H. Williams¹²², S. Williams¹⁰⁷, C. Willis⁹⁰, S. Willocq⁸⁶, A. Wilson⁸⁹, J. A. Wilson¹⁸, I. Wingerter-Seez⁵, F. Winklmeier¹¹⁶, B. T. Winter²¹, M. Wittgen¹⁴³, J. Wittkowski¹⁰⁰, S. J. Wollstadt⁸³, M. W. Wolter³⁹, H. Wolters^{126a,126c}, B. K. Wosiek³⁹, J. Wotschack³⁰, M. J. Woudstra⁸⁴, K. W. Wozniak³⁹, M. Wu⁵⁵, M. Wu³¹, S. L. Wu¹⁷³, X. Wu⁴⁹, Y. Wu⁸⁹, T. R. Wyatt⁸⁴, B. M. Wynne⁴⁶, S. Xella³⁶, D. Xu^{33a}, L. Xu²⁵, B. Yabsley¹⁵⁰, S. Yacoob^{145a}, R. Yakabe⁶⁷, M. Yamada⁶⁶, D. Yamaguchi¹⁵⁷, Y. Yamaguchi¹¹⁸, A. Yamamoto⁶⁶, S. Yamamoto¹⁵⁵, T. Yamanaka¹⁵⁵, K. Yamauchi¹⁰³, Y. Yamazaki⁶⁷, Z. Yan²², H. Yang^{33e}, H. Yang¹⁷³, Y. Yang¹⁵¹, W-M. Yao¹⁵, Y. C. Yap⁸⁰, Y. Yasu⁶⁶, E. Yatsenko⁵, K. H. Yau Wong²¹, J. Ye⁴⁰, S. Ye²⁵, I. Yeletsikh⁶⁵, A. L. Yen⁵⁷, E. Yildirim⁴², K. Yorita¹⁷¹, R. Yoshida⁶, K. Yoshihara¹²², C. Young¹⁴³, C. J. S. Young³⁰, S. Youssef²², D. R. Yu¹⁵, J. Yu⁸, J. M. Yu⁸⁹, J. Yu¹¹⁴, L. Yuan⁶⁷, S. P. Y. Yuen²¹, A. Yurkewicz¹⁰⁸, I. Yusuff^{28,al}, B. Zabinski³⁹, R. Zaidan⁶³, A. M. Zaitsev^{130,ac}, J. Zalieckas¹⁴, A. Zaman¹⁴⁸, S. Zambito⁵⁷, L. Zanello^{132a,132b}, D. Zanzi⁸⁸, C. Zeitnitz¹⁷⁵, M. Zeman¹²⁸, A. Zemla^{38a}, Q. Zeng¹⁴³, K. Zengel²³, O. Zenin¹³⁰, T. Ženiš^{144a}, D. Zerwas¹¹⁷, D. Zhang⁸⁹, F. Zhang¹⁷³, G. Zhang^{33b}, H. Zhang^{33c}, J. Zhang⁶, L. Zhang⁴⁸, R. Zhang^{33b,i}, X. Zhang^{33d}, Z. Zhang¹¹⁷, X. Zhao⁴⁰, Y. Zhao^{33d,117}, Z. Zhao^{33b}, A. Zhemchugov⁶⁵, J. Zhong¹²⁰, B. Zhou⁸⁹, C. Zhou⁴⁵, L. Zhou³⁵, L. Zhou⁴⁰, M. Zhou¹⁴⁸, N. Zhou^{33f}, C. G. Zhu^{33d}, H. Zhu^{33a}, J. Zhu⁸⁹, Y. Zhu^{33b}, X. Zhuang^{33a}, K. Zhukov⁹⁶, A. Zibell¹⁷⁴, D. Zieminska⁶¹, N. I. Zimine⁶⁵, C. Zimmermann⁸³, S. Zimmermann⁴⁸, Z. Zinonos⁵⁴, M. Zinser⁸³, M. Ziolkowski¹⁴¹, L. Živković¹³, G. Zobernig¹⁷³, A. Zoccoli^{20a,20b}, M. zur Nedden¹⁶, G. Zurzolo^{104a,104b}, L. Zwalinski³⁰

¹ Department of Physics, University of Adelaide, Adelaide, Australia

² Physics Department, SUNY Albany, Albany, NY, USA

³ Department of Physics, University of Alberta, Edmonton, AB, Canada

⁴ (a)Department of Physics, Ankara University, Ankara, Turkey; (b)Istanbul Aydin University, Istanbul, Turkey; (c)Division of Physics, TOBB University of Economics and Technology, Ankara, Turkey

⁵ LAPP, CNRS/IN2P3 and Université Savoie Mont Blanc, Annecy-le-Vieux, France

⁶ High Energy Physics Division, Argonne National Laboratory, Argonne, IL, USA

⁷ Department of Physics, University of Arizona, Tucson, AZ, USA

⁸ Department of Physics, The University of Texas at Arlington, Arlington, TX, USA

⁹ Physics Department, University of Athens, Athens, Greece

¹⁰ Physics Department, National Technical University of Athens, Zografou, Greece

¹¹ Institute of Physics, Azerbaijan Academy of Sciences, Baku, Azerbaijan

¹² Institut de Física d'Altes Energies and Departament de Física de la Universitat Autònoma de Barcelona, Barcelona, Spain

¹³ Institute of Physics, University of Belgrade, Belgrade, Serbia

¹⁴ Department for Physics and Technology, University of Bergen, Bergen, Norway

¹⁵ Physics Division, Lawrence Berkeley National Laboratory and University of California, Berkeley, CA, USA

¹⁶ Department of Physics, Humboldt University, Berlin, Germany

¹⁷ Albert Einstein Center for Fundamental Physics and Laboratory for High Energy Physics, University of Bern, Bern, Switzerland

¹⁸ School of Physics and Astronomy, University of Birmingham, Birmingham, UK

¹⁹ (a)Department of Physics, Bogazici University, Istanbul, Turkey; (b)Department of Physics Engineering, Gaziantep University, Gaziantep, Turkey; (c)Department of Physics, Dogus University, Gaziantep, Turkey

²⁰ (a)INFN Sezione di Bologna, Bologna, Italy; (b)Dipartimento di Fisica e Astronomia, Università di Bologna, Bologna, Italy

²¹ Physikalisches Institut, University of Bonn, Bonn, Germany

²² Department of Physics, Boston University, Boston, MA, USA

²³ Department of Physics, Brandeis University, Waltham, MA, USA

²⁴ (a)Universidade Federal do Rio De Janeiro COPPE/EE/IF, Rio de Janeiro, Brazil; (b)Electrical Circuits Department, Federal University of Juiz de Fora (UFJF), Juiz de Fora, Brazil; (c)Federal University of Sao Joao del Rei (UFSJ), Sao Joao del Rei, Brazil; (d)Instituto de Fisica, Universidade de Sao Paulo, São Paulo, Brazil

²⁵ Physics Department, Brookhaven National Laboratory, Upton, NY, USA

- 26 (a) Transilvania University of Brasov, Brasov, Romania; (b) National Institute of Physics and Nuclear Engineering, Bucharest, Romania; (c) Physics Department, National Institute for Research and Development of Isotopic and Molecular Technologies, Cluj Napoca, Romania; (d) University Politehnica Bucharest, Bucharest, Romania; (e) West University in Timisoara, Timisoara, Romania
- 27 Departamento de Física, Universidad de Buenos Aires, Buenos Aires, Argentina
- 28 Cavendish Laboratory, University of Cambridge, Cambridge, UK
- 29 Department of Physics, Carleton University, Ottawa, ON, Canada
- 30 CERN, Geneva, Switzerland
- 31 Enrico Fermi Institute, University of Chicago, Chicago, IL, USA
- 32 (a) Departamento de Física, Pontificia Universidad Católica de Chile, Santiago, Chile; (b) Departamento de Física, Universidad Técnica Federico Santa María, Valparaiso, Chile
- 33 (a) Institute of High Energy Physics, Chinese Academy of Sciences, Beijing, China; (b) Department of Modern Physics, University of Science and Technology of China, Hefei, Anhui, China; (c) Department of Physics, Nanjing University, Nanjing, Jiangsu, China; (d) School of Physics, Shandong University, Shandong, China; (e) Shanghai Key Laboratory for Particle Physics and Cosmology, Department of Physics and Astronomy, Shanghai Jiao Tong University, Shanghai, China; (f) Physics Department, Tsinghua University, Beijing 100084, China
- 34 Laboratoire de Physique Corpusculaire, Clermont Université and Université Blaise Pascal and CNRS/IN2P3, Clermont-Ferrand, France
- 35 Nevis Laboratory, Columbia University, Irvington, NY, USA
- 36 Niels Bohr Institute, University of Copenhagen, Copenhagen, Denmark
- 37 (a) INFN Gruppo Collegato di Cosenza, Laboratori Nazionali di Frascati, Frascati, Italy; (b) Dipartimento di Fisica, Università della Calabria, Rende, Italy
- 38 (a) AGH University of Science and Technology, Faculty of Physics and Applied Computer Science, Kraków, Poland; (b) Marian Smoluchowski Institute of Physics, Jagiellonian University, Kraków, Poland
- 39 Institute of Nuclear Physics, Polish Academy of Sciences, Kraków, Poland
- 40 Physics Department, Southern Methodist University, Dallas, TX, USA
- 41 Physics Department, University of Texas at Dallas, Richardson, TX, USA
- 42 DESY, Hamburg, Zeuthen, Germany
- 43 Institut für Experimentelle Physik IV, Technische Universität Dortmund, Dortmund, Germany
- 44 Institut für Kern- und Teilchenphysik, Technische Universität Dresden, Dresden, Germany
- 45 Department of Physics, Duke University, Durham, NC, USA
- 46 SUPA-School of Physics and Astronomy, University of Edinburgh, Edinburgh, UK
- 47 INFN Laboratori Nazionali di Frascati, Frascati, Italy
- 48 Fakultät für Mathematik und Physik, Albert-Ludwigs-Universität, Freiburg, Germany
- 49 Section de Physique, Université de Genève, Geneva, Switzerland
- 50 (a) INFN Sezione di Genova, Genoa, Italy; (b) Dipartimento di Fisica, Università di Genova, Genoa, Italy
- 51 (a) E. Andronikashvili Institute of Physics, Iv. Javakhishvili Tbilisi State University, Tbilisi, Georgia; (b) High Energy Physics Institute, Tbilisi State University, Tbilisi, Georgia
- 52 II Physikalisches Institut, Justus-Liebig-Universität Giessen, Giessen, Germany
- 53 SUPA-School of Physics and Astronomy, University of Glasgow, Glasgow, UK
- 54 II Physikalisches Institut, Georg-August-Universität, Göttingen, Germany
- 55 Laboratoire de Physique Subatomique et de Cosmologie, Université Grenoble-Alpes, CNRS/IN2P3, Grenoble, France
- 56 Department of Physics, Hampton University, Hampton, VA, USA
- 57 Laboratory for Particle Physics and Cosmology, Harvard University, Cambridge, MA, USA
- 58 (a) Kirchhoff-Institut für Physik, Ruprecht-Karls-Universität Heidelberg, Heidelberg, Germany; (b) Physikalisches Institut, Ruprecht-Karls-Universität Heidelberg, Heidelberg, Germany; (c) ZITI Institut für technische Informatik, Ruprecht-Karls-Universität Heidelberg, Mannheim, Germany
- 59 Faculty of Applied Information Science, Hiroshima Institute of Technology, Hiroshima, Japan
- 60 (a) Department of Physics, The Chinese University of Hong Kong, Shatin, N.T., Hong Kong; (b) Department of Physics, The University of Hong Kong, Pokfulam, Hong Kong; (c) Department of Physics, The Hong Kong University of Science and Technology, Clear Water Bay, Kowloon, Hong Kong, China
- 61 Department of Physics, Indiana University, Bloomington, IN, USA
- 62 Institut für Astro- und Teilchenphysik, Leopold-Franzens-Universität, Innsbruck, Austria

- ⁶³ University of Iowa, Iowa City, IA, USA
⁶⁴ Department of Physics and Astronomy, Iowa State University, Ames, IA, USA
⁶⁵ Joint Institute for Nuclear Research, JINR Dubna, Dubna, Russia
⁶⁶ KEK, High Energy Accelerator Research Organization, Tsukuba, Japan
⁶⁷ Graduate School of Science, Kobe University, Kobe, Japan
⁶⁸ Faculty of Science, Kyoto University, Kyoto, Japan
⁶⁹ Kyoto University of Education, Kyoto, Japan
⁷⁰ Department of Physics, Kyushu University, Fukuoka, Japan
⁷¹ Instituto de Física La Plata, Universidad Nacional de La Plata and CONICET, La Plata, Argentina
⁷² Physics Department, Lancaster University, Lancaster, UK
⁷³ ^(a)INFN Sezione di Lecce, Lecce, Italy; ^(b)Dipartimento di Matematica e Fisica, Università del Salento, Lecce, Italy
⁷⁴ Oliver Lodge Laboratory, University of Liverpool, Liverpool, UK
⁷⁵ Department of Physics, Jožef Stefan Institute and University of Ljubljana, Ljubljana, Slovenia
⁷⁶ School of Physics and Astronomy, Queen Mary University of London, London, UK
⁷⁷ Department of Physics, Royal Holloway University of London, Surrey, UK
⁷⁸ Department of Physics and Astronomy, University College London, London, UK
⁷⁹ Louisiana Tech University, Ruston, LA, USA
⁸⁰ Laboratoire de Physique Nucléaire et de Hautes Energies, UPMC and Université Paris-Diderot and CNRS/IN2P3, Paris, France
⁸¹ Fysiska institutionen, Lunds universitet, Lund, Sweden
⁸² Departamento de Física Teórica C-15, Universidad Autónoma de Madrid, Madrid, Spain
⁸³ Institut für Physik, Universität Mainz, Mainz, Germany
⁸⁴ School of Physics and Astronomy, University of Manchester, Manchester, UK
⁸⁵ CPPM, Aix-Marseille Université and CNRS/IN2P3, Marseille, France
⁸⁶ Department of Physics, University of Massachusetts, Amherst, MA, USA
⁸⁷ Department of Physics, McGill University, Montreal, QC, Canada
⁸⁸ School of Physics, University of Melbourne, Melbourne, VIC, Australia
⁸⁹ Department of Physics, The University of Michigan, Ann Arbor, MI, USA
⁹⁰ Department of Physics and Astronomy, Michigan State University, East Lansing, MI, USA
⁹¹ ^(a)INFN Sezione di Milano, Milan, Italy; ^(b)Dipartimento di Fisica, Università di Milano, Milan, Italy
⁹² B.I. Stepanov Institute of Physics, National Academy of Sciences of Belarus, Minsk, Republic of Belarus
⁹³ National Scientific and Educational Centre for Particle and High Energy Physics, Minsk, Republic of Belarus
⁹⁴ Department of Physics, Massachusetts Institute of Technology, Cambridge, MA, USA
⁹⁵ Group of Particle Physics, University of Montreal, Montreal, QC, Canada
⁹⁶ P.N. Lebedev Institute of Physics, Academy of Sciences, Moscow, Russia
⁹⁷ Institute for Theoretical and Experimental Physics (ITEP), Moscow, Russia
⁹⁸ National Research Nuclear University MEPhI, Moscow, Russia
⁹⁹ D.V. Skobel'syn Institute of Nuclear Physics, M.V. Lomonosov Moscow State University, Moscow, Russia
¹⁰⁰ Fakultät für Physik, Ludwig-Maximilians-Universität München, Munich, Germany
¹⁰¹ Max-Planck-Institut für Physik (Werner-Heisenberg-Institut), Munich, Germany
¹⁰² Nagasaki Institute of Applied Science, Nagasaki, Japan
¹⁰³ Graduate School of Science and Kobayashi-Maskawa Institute, Nagoya University, Nagoya, Japan
¹⁰⁴ ^(a)INFN Sezione di Napoli, Naples, Italy; ^(b)Dipartimento di Fisica, Università di Napoli, Naples, Italy
¹⁰⁵ Department of Physics and Astronomy, University of New Mexico, Albuquerque, NM, USA
¹⁰⁶ Institute for Mathematics, Astrophysics and Particle Physics, Radboud University Nijmegen/Nikhef, Nijmegen, The Netherlands
¹⁰⁷ Nikhef National Institute for Subatomic Physics and University of Amsterdam, Amsterdam, The Netherlands
¹⁰⁸ Department of Physics, Northern Illinois University, De Kalb, IL, USA
¹⁰⁹ Budker Institute of Nuclear Physics, SB RAS, Novosibirsk, Russia
¹¹⁰ Department of Physics, New York University, New York, NY, USA
¹¹¹ Ohio State University, Columbus, OH, USA
¹¹² Faculty of Science, Okayama University, Okayama, Japan
¹¹³ Homer L. Dodge Department of Physics and Astronomy, University of Oklahoma, Norman, OK, USA

- 114 Department of Physics, Oklahoma State University, Stillwater, OK, USA
115 Palacký University, RCPTM, Olomouc, Czech Republic
116 Center for High Energy Physics, University of Oregon, Eugene, OR, USA
117 LAL, Université Paris-Sud and CNRS/IN2P3, Orsay, France
118 Graduate School of Science, Osaka University, Osaka, Japan
119 Department of Physics, University of Oslo, Oslo, Norway
120 Department of Physics, Oxford University, Oxford, UK
121 (a)INFN Sezione di Pavia, Pavia, Italy; (b)Dipartimento di Fisica, Università di Pavia, Pavia, Italy
122 Department of Physics, University of Pennsylvania, Philadelphia, PA, USA
123 National Research Centre “Kurchatov Institute” B.P. Konstantinov, Petersburg Nuclear Physics Institute, St. Petersburg, Russia
124 (a)INFN Sezione di Pisa, Pisa, Italy; (b)Dipartimento di Fisica E. Fermi, Università di Pisa, Pisa, Italy
125 Department of Physics and Astronomy, University of Pittsburgh, Pittsburgh, PA, USA
126 (a)Laboratório de Instrumentação e Física Experimental de Partículas-LIP, Lisbon, Portugal; (b)Faculdade de Ciências, Universidade de Lisboa, Lisbon, Portugal; (c)Department of Physics, University of Coimbra, Coimbra, Portugal; (d)Centro de Física Nuclear da Universidade de Lisboa, Lisbon, Portugal; (e)Departamento de Física, Universidade do Minho, Braga, Portugal; (f)Departamento de Física Teórica y del Cosmos and CAFPE, Universidad de Granada, Granada, Spain; (g)Dep Física and CEFITEC of Faculdade de Ciências e Tecnologia, Universidade Nova de Lisboa, Caparica, Portugal
127 Institute of Physics, Academy of Sciences of the Czech Republic, Prague, Czech Republic
128 Czech Technical University in Prague, Prague, Czech Republic
129 Faculty of Mathematics and Physics, Charles University in Prague, Prague, Czech Republic
130 State Research Center Institute for High Energy Physics, Protvino, Russia
131 Particle Physics Department, Rutherford Appleton Laboratory, Didcot, UK
132 (a)INFN Sezione di Roma, Rome, Italy; (b)Dipartimento di Fisica, Sapienza Università di Roma, Rome, Italy
133 (a)INFN Sezione di Roma Tor Vergata, Rome, Italy; (b)Dipartimento di Fisica, Università di Roma Tor Vergata, Rome, Italy
134 (a)INFN Sezione di Roma Tre, Rome, Italy; (b)Dipartimento di Matematica e Fisica, Università Roma Tre, Rome, Italy
135 (a)Faculté des Sciences Ain Chock, Réseau Universitaire de Physique des Hautes Energies-Université Hassan II, Casablanca, Morocco; (b)Centre National de l’Energie des Sciences Techniques Nucleaires, Rabat, Morocco; (c)Faculté des Sciences Semlalia, Université Cadi Ayyad, LPHEA-Marrakech, Marrakech, Morocco; (d)Faculté des Sciences, Université Mohamed Premier and LPTPM, Oujda, Morocco; (e)Faculté des Sciences, Université Mohammed V, Rabat, Morocco
136 DSM/IRFU (Institut de Recherches sur les Lois Fondamentales de l’Univers), CEA Saclay (Commissariat à l’Energie Atomique et aux Energies Alternatives), Gif-sur-Yvette, France
137 Santa Cruz Institute for Particle Physics, University of California Santa Cruz, Santa Cruz, CA, USA
138 Department of Physics, University of Washington, Seattle, WA, USA
139 Department of Physics and Astronomy, University of Sheffield, Sheffield, UK
140 Department of Physics, Shinshu University, Nagano, Japan
141 Fachbereich Physik, Universität Siegen, Siegen, Germany
142 Department of Physics, Simon Fraser University, Burnaby, BC, Canada
143 SLAC National Accelerator Laboratory, Stanford, CA, USA
144 (a)Faculty of Mathematics, Physics and Informatics, Comenius University, Bratislava, Slovak Republic; (b)Department of Subnuclear Physics, Institute of Experimental Physics of the Slovak Academy of Sciences, Kosice, Slovak Republic
145 (a)Department of Physics, University of Cape Town, Cape Town, South Africa; (b)Department of Physics, University of Johannesburg, Johannesburg, South Africa; (c)School of Physics, University of the Witwatersrand, Johannesburg, South Africa
146 (a)Department of Physics, Stockholm University, Stockholm, Sweden; (b)The Oskar Klein Centre, Stockholm, Sweden
147 Physics Department, Royal Institute of Technology, Stockholm, Sweden
148 Departments of Physics and Astronomy and Chemistry, Stony Brook University, Stony Brook, NY, USA
149 Department of Physics and Astronomy, University of Sussex, Brighton, UK
150 School of Physics, University of Sydney, Sydney, Australia
151 Institute of Physics, Academia Sinica, Taipei, Taiwan

- 152 Department of Physics, Technion: Israel Institute of Technology, Haifa, Israel
- 153 Raymond and Beverly Sackler School of Physics and Astronomy, Tel Aviv University, Tel Aviv, Israel
- 154 Department of Physics, Aristotle University of Thessaloniki, Thessaloníki, Greece
- 155 International Center for Elementary Particle Physics and Department of Physics, The University of Tokyo, Tokyo, Japan
- 156 Graduate School of Science and Technology, Tokyo Metropolitan University, Tokyo, Japan
- 157 Department of Physics, Tokyo Institute of Technology, Tokyo, Japan
- 158 Department of Physics, University of Toronto, Toronto, ON, Canada
- 159 ^(a)TRIUMF, Vancouver, BC, Canada; ^(b)Department of Physics and Astronomy, York University, Toronto, ON, Canada
- 160 Faculty of Pure and Applied Sciences, and Center for Integrated Research in Fundamental Science and Engineering, University of Tsukuba, Tsukuba, Japan
- 161 Department of Physics and Astronomy, Tufts University, Medford, MA, USA
- 162 Centro de Investigaciones, Universidad Antonio Narino, Bogotá, Colombia
- 163 Department of Physics and Astronomy, University of California Irvine, Irvine, CA, USA
- 164 ^(a)INFN Gruppo Collegato di Udine, Sezione di Trieste, Udine, Italy; ^(b)ICTP, Trieste, Italy; ^(c)Dipartimento di Chimica Fisica e Ambiente, Università di Udine, Udine, Italy
- 165 Department of Physics, University of Illinois, Urbana, IL, USA
- 166 Department of Physics and Astronomy, University of Uppsala, Uppsala, Sweden
- 167 Instituto de Física Corpuscular (IFIC) and Departamento de Física Atómica, Molecular y Nuclear and Departamento de Ingeniería Electrónica and Instituto de Microelectrónica de Barcelona (IMB-CNM), University of Valencia and CSIC, Valencia, Spain
- 168 Department of Physics, University of British Columbia, Vancouver, BC, Canada
- 169 Department of Physics and Astronomy, University of Victoria, Victoria, BC, Canada
- 170 Department of Physics, University of Warwick, Coventry, UK
- 171 Waseda University, Tokyo, Japan
- 172 Department of Particle Physics, The Weizmann Institute of Science, Rehovot, Israel
- 173 Department of Physics, University of Wisconsin, Madison, WI, USA
- 174 Fakultät für Physik und Astronomie, Julius-Maximilians-Universität, Würzburg, Germany
- 175 Fachbereich C Physik, Bergische Universität Wuppertal, Wuppertal, Germany
- 176 Department of Physics, Yale University, New Haven, CT, USA
- 177 Yerevan Physics Institute, Yerevan, Armenia
- 178 Centre de Calcul de l'Institut National de Physique Nucléaire et de Physique des Particules (IN2P3), Villeurbanne, France
- ^a Also at Department of Physics, King's College London, London, UK
- ^b Also at Institute of Physics, Azerbaijan Academy of Sciences, Baku, Azerbaijan
- ^c Also at Novosibirsk State University, Novosibirsk, Russia
- ^d Also at TRIUMF, Vancouver, BC, Canada
- ^e Also at Department of Physics, California State University, Fresno, CA, USA
- ^f Also at Department of Physics, University of Fribourg, Fribourg, Switzerland
- ^g Also at Departamento de Física e Astronomia, Faculdade de Ciências, Universidade do Porto, Porto, Portugal
- ^h Also at Tomsk State University, Tomsk, Russia
- ⁱ Also at CPPM, Aix-Marseille Université and CNRS/IN2P3, Marseille, France
- ^j Also at Università di Napoli Parthenope, Naples, Italy
- ^k Also at Institute of Particle Physics (IPP), Waterloo, Canada
- ^l Also at Particle Physics Department, Rutherford Appleton Laboratory, Didcot, UK
- ^m Also at Department of Physics, St. Petersburg State Polytechnical University, St. Petersburg, Russia
- ⁿ Also at Louisiana Tech University, Ruston, LA, USA
- ^o Also at Institutio Catalana de Recerca i Estudis Avancats, ICREA, Barcelona, Spain
- ^p Also at Department of Physics, The University of Michigan, Ann Arbor MI, United States of America
- ^q Also at Graduate School of Science, Osaka University, Osaka, Japan
- ^r Also at Department of Physics, National Tsing Hua University, Taiwan
- ^s Also at Department of Physics, The University of Texas at Austin, Austin, TX, USA
- ^t Also at Institute of Theoretical Physics, Ilia State University, Tbilisi, Georgia
- ^u Also at CERN, Geneva, Switzerland

- ^v Also at Georgian Technical University (GTU), Tbilisi, Georgia
- ^w Also at Manhattan College, New York, NY, USA
- ^x Also at Hellenic Open University, Patras, Greece
- ^y Also at Institute of Physics, Academia Sinica, Taipei, Taiwan
- ^z Also at LAL, Université Paris-Sud and CNRS/IN2P3, Orsay, France
- ^{aa} Also at Academia Sinica Grid Computing, Institute of Physics, Academia Sinica, Taipei, Taiwan
- ^{ab} Also at School of Physics, Shandong University, Shandong, China
- ^{ac} Also at Moscow Institute of Physics and Technology State University, Dolgoprudny, Russia
- ^{ad} Also at Section de Physique, Université de Genève, Geneva, Switzerland
- ^{ae} Also at International School for Advanced Studies (SISSA), Trieste, Italy
- ^{af} Also at Department of Physics and Astronomy, University of South Carolina, Columbia, SC, USA
- ^{ag} Also at School of Physics and Engineering, Sun Yat-sen University, Guangzhou, China
- ^{ah} Also at Faculty of Physics, M.V.Lomonosov Moscow State University, Moscow, Russia
- ^{ai} Also at National Research Nuclear University MEPhI, Moscow, Russia
- ^{aj} Also at Department of Physics, Stanford University, Stanford, CA, USA
- ^{ak} Also at Institute for Particle and Nuclear Physics, Wigner Research Centre for Physics, Budapest, Hungary
- ^{al} Also at University of Malaya, Department of Physics, Kuala Lumpur, Malaysia

* Deceased