

# Lawrence Berkeley National Laboratory

## Recent Work

**Title**

DOE-2 User News, Volume 12, Number 1

**Permalink**

<https://escholarship.org/uc/item/9286n9jf>

**Author**

Lawrence Berkeley National Laboratory

**Publication Date**

1991

## **DISCLAIMER**

This document was prepared as an account of work sponsored by the United States Government. While this document is believed to contain correct information, neither the United States Government nor any agency thereof, nor the Regents of the University of California, nor any of their employees, makes any warranty, express or implied, or assumes any legal responsibility for the accuracy, completeness, or usefulness of any information, apparatus, product, or process disclosed, or represents that its use would not infringe privately owned rights. Reference herein to any specific commercial product, process, or service by its trade name, trademark, manufacturer, or otherwise, does not necessarily constitute or imply its endorsement, recommendation, or favoring by the United States Government or any agency thereof, or the Regents of the University of California. The views and opinions of authors expressed herein do not necessarily state or reflect those of the United States Government or any agency thereof or the Regents of the University of California.

# DOE-2 USER NEWS PUB-439

*DOE-2: A COMPUTER PROGRAM FOR  
BUILDING ENERGY SIMULATION*

Volume 8, No. 3

Fall 1987

## Published By The:

Simulation Research Group  
Bldg. 90 — Room 3147  
Applied Science Division  
Lawrence Berkeley Laboratory  
University of California  
Berkeley, California 94720

Editor: *Kathy Ellington*

## Table of Contents

Hands On (items of interest).....	1
“The Collins Building” .....	2
Heat Exchanger .....	5
IBPSA Application .....	6
Directory .....	7

## \*\*\* HANDS ON \*\*\*

**Bugged by 2.1C??** — To date, 47 bugs in 2.1C have been fixed. If you would like to “trade-in” your old 2.1C tape for our bug-free version, please call Kathy Ellington (415-486-5711) for instructions.

**Directory of Services** — The DOE-2 program, and its position as benchmark software in the A/E community, has generated an array of program-related software and services. With this issue of the USER NEWS, we are presenting a sampling of these products and services by printing a “Directory” of DOE-2 related software, services, and documentation on the inside back page of this newsletter. This first “Directory” is by no means complete and some companies may have been overlooked;

therefore, all readers are urged to contact us with other sources. Note that the NTIS order form has been incorporated into the Directory of Services.

**Program Certification** — After January 1, 1987, it became mandatory for new non-residential buildings constructed in the State of California to meet standards set by the California Energy Commission (CEC). We have learned that MICRO-DOE2 (a microcomputer version of DOE-2.1C) has now been certified by the CEC for use in standards compliance. Acrosoft International, developer and distributor of MICRO-DOE2, has published a Compliance Manual for their California users; the contents of their Manual were adopted from CEC publications with changes reflecting the features of MICRO-DOE2. The Manual may be ordered from Acrosoft; see the Directory of Services for Acrosoft's address.

**European Weather Data** — Isidore Marcus of EMPA, an organization offering full DOE-2 program support to European users, has made available eight Swiss weather data files. For further information please write him at EMPA, Ueberlandstrasse 129, CH-8600 Dübendorf, Switzerland.

**ACEEE Summer Study** — The 1988 conference on Energy Efficiency in Buildings will be held Aug 28-Sep 3 at the Asilomar Conference Center in Pacific Grove, CA. Hosted by the American Council for an Energy-Efficient Economy, this year's summer study will examine the role of energy conservation in today's changing economic and political environment. Deadline for submittal of abstracts is January 27, 1988. For information contact ACEEE '88, Chuck Goldman, Bldg. 90H, Lawrence Berkeley Laboratory, Berkeley, CA 94720. Phone (415) 486-6048 or telex 910-366-2037.

RECEIVED  
JAN 11 1988  
Pub file

PUB-439

[The following article describes a comparison of DOE-2 predictions with measurements on a European office building. It was written by members of the Building Science Department of EMPA, (EMPA, Euberlandstrasse 129, CH-8600 Dubendorf, Switzerland) a government-sponsored research organization in Switzerland. The work discussed here was performed as part of an International Energy Agency project (IEA Annex IV) to validate different European and American building simulation programs. The article was excerpted from "Verification du Programme de Simulation des batiments DOE-2", which appeared in SWISS ENGINEER AND ARCHITECT, No.15-16/87, pp. 246-249, July 23, 1987. Translation by Jean-Michel Nataf of the Simulation Research Group, LBL.]

## Validation of DOE-2: The Collins Building

by

Thomas Baumgartner, Juerg Gass  
Isidore Marcus, and Gerhard Zweifel  
EMPA  
Switzerland

**Introduction** The Collins Building, situated near Glasgow, has been the target of an international measurement project. The building has four levels and a basement (fig. 1). Its facades are oriented north-south and east-west. The second and third floors have a landscaped office layout covering an area of 4,300 square meters.

The construction is steel frame with concrete floors. Half of the facade is insulated double glazing with sun-control glass; the other half is marble-clad opaque wall. The HVAC system for the second and third floors serves a central zone and four peripheral zones, each five meters deep. These zones, as well as the first-floor offices, are conditioned with a variable air volume (VAV) system, with return air vented through the luminaires into a plenum. A separate system supplies warm air to the peripheral zones to compensate for transmission losses through the facade. A detailed description of the HVAC system can be found in J. Gass and T. Baumgartner, "Messprojekt Collins-Gebaeude in Glasgow", *Schweizer Ingenieur and Architekt*, 12/83, pp. 336-338.




Fig. 1: View of the Collins Building

central zone and four peripheral zones, each five meters deep. These zones, as well as the first-floor offices, are conditioned with a variable air volume (VAV) system, with return air vented through the luminaires into a plenum. A separate system supplies warm air to the peripheral zones to compensate for transmission losses through the facade. A detailed description of the HVAC system can be found in J. Gass and T. Baumgartner, "Messprojekt Collins-Gebaeude in Glasgow", *Schweizer Ingenieur and Architekt*, 12/83, pp. 336-338.

**Building Modeling for the Simulation Calculations** A model of the entire building was prepared from detailed specifications. However, after analysis of the data, the target goal (to obtain the exact energy consumption of the building) proved too ambitious. Validation of a simulation program requires measurements on each particular element of the building. This was not feasible for a project of this size. Thus, only the second and third floors of the building were used for validation purposes.

**Validation** The validation of DOE-2 was carried out by comparing calculations with measured data over week-long periods. These short calculation periods allowed discrepancies between the actual operation of the building and the initial input specifications to be taken into account. The following figures show the results obtained with the HVAC system off for a weekend in September and with HVAC system on for a week in July.

Figure 2 shows calculated and measured air temperature (1.8 meters above the floor) in the west zone of the second floor during a three-day weekend in September. The HVAC system was off, lights and electrical appliances had been fully on Saturday morning and partially on Sunday and Monday.

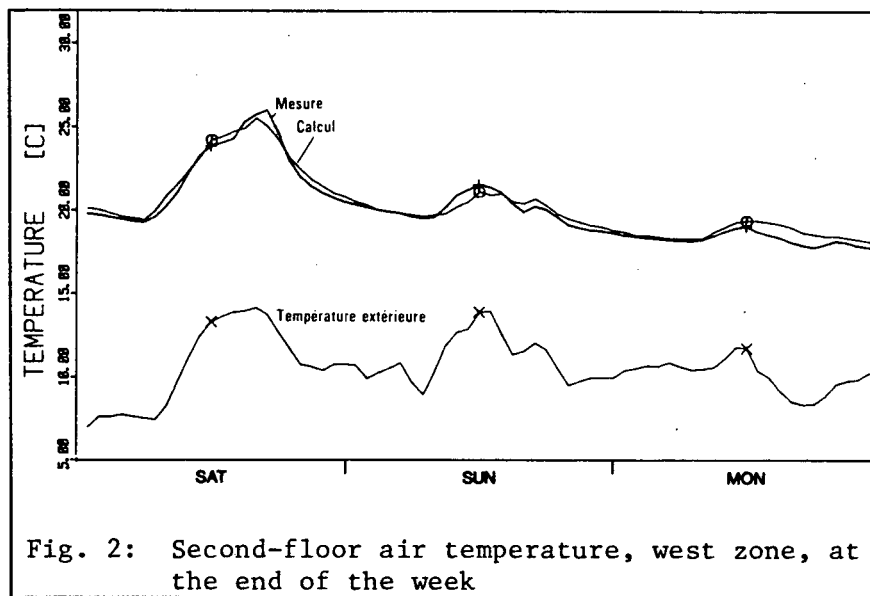


Fig. 2: Second-floor air temperature, west zone, at the end of the week

The Saturday morning temperature rise was caused by solar gain and heat gain from lights and electrical appliances; it is well reproduced by DOE-2. The smaller temperature rise on Sunday, due to solar gain, is less well reproduced (1°C difference). The reason is that the heat gain due to lighting was more uniformly distributed in the office than that due to solar radiation. Thus, the temperature calculated by DOE-2 corresponds better to the measured data.

In fig. 3, we show the second floor core zone air temperature during a very sunny week in July. The HVAC system was manually turned on for two hours on Sunday afternoon. This could not be reproduced exactly by DOE-2; therefore, there is a difference of 0.5 to 1°C between the calculated and measured temperature values during the first three days of the week. The time span over which the initial conditions play a role in the temperature evolution represents the "memory capacity" of the building.

The temperature rise at the end of the afternoon, followed by a steep decrease (especially on Mondays) is due to the different turn-off times for the HVAC and lighting systems. The HVAC system is generally turned off two hours before lighting.

Figure 4 shows the hour-by-hour heat extraction by the VAV system. The calculated load is systematically about 20% higher than the measurements. This is a consequence of DOE-2's simplified treatment of heat transfer from the occupied zones to the plenum, which results in a calculated plenum air temperature that is 1.5°C higher than the measured value. The heat extraction rate is overestimated since it is proportional to the temperature difference between plenum and supply air.

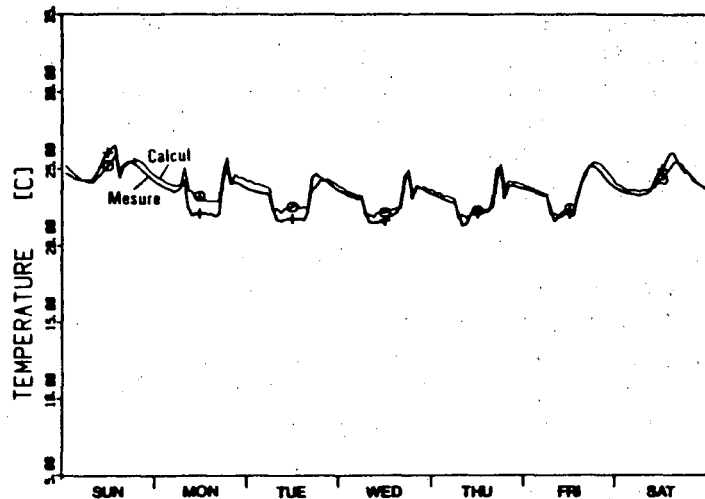


Fig. 3: Second-floor air temperature; core zone

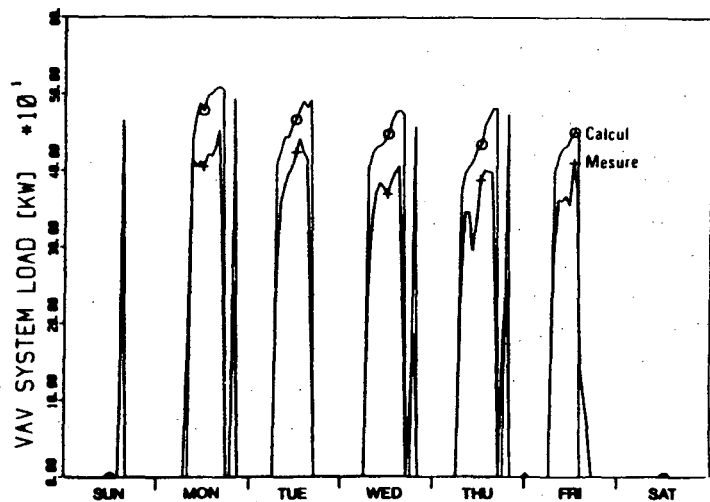


Fig. 4: VAV system heat extraction rate

**Conclusion** The verification work on the DOE-2 program demonstrates that the mathematical model predicts energy consumption accurately within a 5% range. Furthermore, the assumptions that the user has to make during input data preparation can lead to a 20% error. However, the main purpose of a simulation program is not to calculate the absolute value of annual energy use, but rather to assist in the choice of optimal building and system parameters through comparison of alternative designs.

☞ ☞ ☞ The Heat Exchanger ☞ ☞ ☞

by

Bruce Birdsall

Question: What happens when I input the following in LOADS?  
SET-DEFAULT FOR EXTERIOR-WALL HEIGHT=9  
CONSTRUCTION=B-WALL ..  
SET-DEFAULT FOR ROOF TILT=0 CONSTRUCTION=ROOF-1 ..

Answer: This causes a *serious mistake* in your simulation; in DOE-2, ROOF is equivalenced to EXTERIOR-WALL. The first SET-DEFAULT is therefore over-written by the second one and all walls (and the windows in them) are simulated as horizontal surfaces and the walls are assigned the roof construction!

Question: When simulating an incremental heat pump (HP) system, why are the cooling values in the SS-D report so large?

Answer: SS-D reports the cooling load passed to PLANT. In the case of the HP system, the cooling load is the heat rejected to the cooling tower and is the sum of the evaporator load (reported in SS-A) plus the heat of compression (reported in SS-H).

It is fairly obvious, but one should never input a chiller in PLANT when using the HP system. The BDL processor does not check for such an error and will accept the input. The simulation results in a double accounting for heat of compression, first in the HP unit and second in the chiller. If there are other systems in the run, they must be of the packaged type.

Question: I tried simulating a warm-up cycle as described in the Sample Run Book 31-Story Office building, Run 1. It doesn't work!

Answer: My humble apology! The input as described on page 237 should have read as follows:

S-CTRL=SYSTEM-CONTROL

COOLING-SCHEDULE=COOLON  
HEATING-SCHEDULE=HEATON  
**COOL-CONTROL=SCHEDULED**  
HEAT-SET-T=90  
COOL-SET-SCH=SAT-SETPT  
MIN-SUPPLY-T=60  
MAX-SUPPLY-T=100  
MAX-HUMIDITY=55 ..

The omissions and errors are **boldfaced** to draw your attention to them. Please make a notation in your Sample Run Book of this change.

# ibpsa<sup>®</sup> - APPLICATION FOR MEMBERSHIP

I wish to apply for membership in the International Building Performance Simulation Association (*ibpsa*).

CIRCLE ITEMS IN EACH CATEGORY:

**Areas of Interest**

- 1.01 Analytical Techniques
- 1.02 Component Simulation
- 1.03 Computer Science
- 1.04 Control Systems
- 1.05 Development Applications
- 1.06 Marketing Applications
- 1.07 Measurement Techniques
- 1.08 Numerical Techniques
- 1.09 Optimization
- 1.10 Policy Applications
- 1.11 System Simulation
- 1.12 Other \_\_\_\_\_

**Profession**

- 2.01 Architectural Engineer
- 2.02 Business Administration
- 2.03 Chemical Engineer
- 2.04 Civil/Structural Engineer
- 2.05 Electrical Engineer
- 2.06 Mathematician
- 2.07 Mechanical Engineer
- 2.08 Operations Researcher
- 2.09 Physicist
- 2.10 Other \_\_\_\_\_

**Company / Institution**

- 3.01 Architect
- 3.02 Consulting Engineer
- 3.03 Contractor
- 3.04 Equipment Manufacturer
- 3.05 Federal Government
- 3.06 Local Government
- 3.07 Research Institute
- 3.08 State Government
- 3.09 University
- 3.10 Other \_\_\_\_\_

**Professional Duties**

- 4.01 Academic Research
- 4.02 Applications Research
- 4.03 Building Engineer
- 4.04 Corporate Energy Director
- 4.05 Education
- 4.06 Energy Engineer
- 4.07 Plant Engineer
- 4.08 Product Development
- 4.09 R & D Manager
- 4.10 Other \_\_\_\_\_

MEMBERSHIP CLASSIFICATION DESIRED (check one)

- Sustaining Member**..... \$500.00  
An individual, company, or institution in related practice.
- Member**..... \$75.00  
A graduate from a college or university, or a registered Professional Engineer or Architect.
- Student Member**..... \$25.00  
An individual under 25 years of age who is a *full-time* student.

Amount enclosed: \$ \_\_\_\_\_

Name \_\_\_\_\_  
Last First Initial

Title \_\_\_\_\_

Company Name \_\_\_\_\_

Company Address \_\_\_\_\_

City State Zip Phone

Home Address \_\_\_\_\_

City State Zip

Circle place where *ibpsa* mail should be sent: Company Home

Experience in Building Performance Simulation: \_\_\_\_\_ yrs.

EDUCATION:

College \_\_\_\_\_ Degree \_\_\_\_\_ Field \_\_\_\_\_ Year \_\_\_\_\_

College \_\_\_\_\_ Degree \_\_\_\_\_ Field \_\_\_\_\_ Year \_\_\_\_\_

I attest that my statements in this application are correct, and if elected a member, that I will be governed by the Association's constitution and bylaws, and that I shall promote the purposes of the Association to the extent of my abilities.

Applicant's Signature \_\_\_\_\_ Date \_\_\_\_\_

FOR OFFICE USE ONLY

amount paid:  
date paid:  
check #:  
process date:  
by:

Please mail to:

**ibpsa**  
International Building Performance Simulation Association  
560 Mission Street  
Suite 400  
San Francisco, CA 94105



■■■■■ **DIRECTORY** ■■■■■

**DOE-2 Related Software, Services, and Publications**

■■ **SOFTWARE** ■■

*DOE-2.1B for Micros (PC-DOE)*

Lynda Osborn  
Tri-Fund Research Corp.  
1050-17th Street #900  
Denver, CO 80285  
Phone: (303) 595-0610

*DOE-2.1C for Micros (MICRO-DOE2)*

Gene Tsai  
Acrosoft International  
3120 S. Wadsworth Blvd.  
Denver, CO 80227  
Phone: (303) 969-0170

■■ **UTILITY PROGRAMS** ■■

*DOE-2 Pre- and Post-Processor Software  
(report customizer, database, browser,  
scan, microclimate, Calif. Title 24)*

James Trowbridge  
Trowbridge Software Engineering  
4884-D Sunset Terrace  
Fair Oaks, CA 95628  
Phone: (916) 962-3001

*Graphs from DOE-2*

Ernie Jessup  
E. Jessup & Associates  
4977 Canoga Avenue  
Woodland Hills, CA 91364  
Phone: (818) 884-3997

■■ **SERVICE BUREAUS** ■■

*DOE-2 Computer Service*

Dashka Slater  
Berkeley Solar Group  
3140 M.L. King Jr. Way  
P.O. Box 3289  
Berkeley, CA 94703  
Phone: (415) 843-7600

■■ **TRAINING** ■■

*Master Classes and Tutorials*

Bruce Birdsall  
"In Support of Energy Software"  
166 Caldecott Lane, Suite 113  
Oakland, CA 94618  
(please write for information)

■■ **DOCUMENTATION** ■■

- \_\_\_ Complete 2.1C Documentation  
PB-852-11449 \$274.00/each
- \_\_\_ 2.1C Update Package  
PB-852-11431 \$ 87.00/each
- \_\_\_ Engineers Manual  
DE-830-04575 \$ 38.50/each

To Order by Separate Titles:

- \_\_\_ BDL Summary (2.1C)  
DE-850-12580 \$ 13.95/each
- \_\_\_ Users Guide (2.1A)  
LBL-8689, Rev.2. \$ 42.95/each
- \_\_\_ Sample Run Book (2.1C)  
DE-850-12582 \$ 48.95/each
- \_\_\_ Reference Manual (2.1A)  
LBL-8706, Rev.2 \$ 90.95/each
- \_\_\_ DOE-2 Supl. (2.1C Update)  
DE-850-12581 \$ 24.95/each

Order from:

N. T. I. S.  
U.S. Dept. of Commerce  
5285 Port Royal Road  
Springfield, VA 22121  
Phone: (703) 487-4650

**\*\*DISCLAIMER\*\***

This document was prepared as an account of work sponsored by the United States Government. Neither the United States Government nor any agency thereof, nor the Regents of the University of California, nor any of their employees, makes any warranty, express or implied, or assumes any legal liability or responsibility for the accuracy, completeness, or usefulness of any information, apparatus, product, or process disclosed, or represents that its use would not infringe privately owned rights. References herein to any specific commercial products, process, or service by its trade name, trademark, manufacturer, or otherwise, does not necessarily constitute or imply its endorsement, recommendation, or favoring by the United States Government or any agency thereof, or the Regents of the University of California. The views and opinions of authors expressed herein do not necessarily state or reflect those of the United States Government or any agency thereof, or the Regents of the University of California, and shall not be used for advertising or product endorsement purposes.

**U.S. DEPARTMENT OF COMMERCE**  
**National Technical Information Service**  
Springfield, Va 22161

OFFICIAL BUSINESS  
Penalty for Private Use, \$300

AN EQUAL OPPORTUNITY EMPLOYER

POSTAGE AND FEES PAID  
U.S. DEPARTMENT OF COMMERCE  
COM-211



FIRST CLASS

< mailing label >

350 12/87 This work was supported by the Assistant Secretary for Conservation and Renewable Energy, Office of Building and Community Systems, Building Systems Division of the U.S. Department of Energy under Contract No. DE-AC03-76SF00098. Lawrence Berkeley Laboratory is an equal opportunity employer.