

Lawrence Berkeley National Laboratory

LBL Publications

Title

Large response of charge stripes to uniaxial stress in $\text{La}_{1.475}\text{Nd}_{0.4}\text{Sr}_{0.125}\text{CuO}_4$

Permalink

<https://escholarship.org/uc/item/92n5k81z>

Journal

Physical Review Research, 3(2)

ISSN

2643-1564

Authors

Boyle, TJ

Walker, M

Ruiz, A

et al.

Publication Date







2021-04-01

DOI

10.1103/physrevresearch.3.1022004

Peer reviewed

Large response of charge stripes to uniaxial stress in $\text{La}_{1.475}\text{Nd}_{0.4}\text{Sr}_{0.125}\text{CuO}_4$

T. J. Boyle ^{1,2,3,*}, M. Walker,^{1,*} A. Ruiz,^{4,5,*} E. Schierle,⁶ Z. Zhao,¹ F. Boschini,^{7,8,9} R. Sutarto ¹⁰, T. D. Boyko,¹⁰ W. Moore,¹ N. Tamura,¹¹ F. He ¹⁰, E. Weschke,⁶ A. Gozar,^{2,3} W. Peng,¹² A. C. Komarek,¹² A. Damascelli,^{7,8} C. Schüßler-Langeheine ⁶, A. Frano ^{4,†}, E. H. da Silva Neto ^{1,2,3,‡} and S. Blanco-Canosa ^{13,14,§}

¹Department of Physics, University of California, Davis, Davis, California 95616, USA

²Department of Physics, Yale University, New Haven, Connecticut 06520, USA

³Energy Sciences Institute, Yale University, West Haven, Connecticut 06516, USA

⁴Department of Physics, University of California, San Diego, San Diego, California 92093, USA

⁵Department of Physics, Massachusetts Institute of Technology, Cambridge, Massachusetts 02139, USA

⁶Helmholtz-Zentrum Berlin für Materialien und Energie, Albert-Einstein-Straße 15, 12489 Berlin, Germany

⁷Quantum Matter Institute, University of British Columbia, Vancouver, British Columbia, Canada, V6T 1Z4

⁸Department of Physics and Astronomy, University of British Columbia, Vancouver, British Columbia, Canada, V6T 1Z1

⁹Centre Énergie Matériaux Télécommunications, Institut National de la Recherche Scientifique, Varennes, Québec, Canada, J3X 1S2

¹⁰Canadian Light Source, University of Saskatchewan, Saskatoon, Saskatchewan, Canada, S7N 2V3

¹¹Advanced Light Source, Lawrence Berkeley National Laboratory, Berkeley, California 94720, USA

¹²Max Planck Institute for Chemical Physics of Solids, Nöthnitzerstrasse 40, 01187 Dresden, Germany

¹³Donostia International Physics Center, DIPC, 20018 Donostia-San Sebastian, Basque Country, Spain

¹⁴IKERBASQUE, Basque Foundation for Science, 48013 Bilbao, Spain



(Received 4 December 2020; revised 2 March 2021; accepted 17 March 2021; published 9 April 2021)

The La-based “214” cuprates host several symmetry-breaking phases, including superconductivity, charge and spin order in the form of stripes, and a structural orthorhombic-to-tetragonal phase transition. Therefore these materials are an ideal system to study the effects of uniaxial stress onto the various correlations that pervade the cuprate phase diagram. We report resonant x-ray scattering experiments on $\text{La}_{1.475}\text{Nd}_{0.4}\text{Sr}_{0.125}\text{CuO}_4$ (LNSCO-125) that reveal a significant response of charge stripes to uniaxial tensile stress of ~ 0.1 GPa. These effects include a reduction of the onset temperature of stripes by ~ 50 K, a 29-K reduction of the low-temperature orthorhombic-to-tetragonal transition, competition between charge order and superconductivity, and a preference for stripes to form along the direction of applied stress. Altogether, we observe a dramatic response of the electronic properties of LNSCO-125 to a modest amount of uniaxial stress.

DOI: [10.1103/PhysRevResearch.3.L022004](https://doi.org/10.1103/PhysRevResearch.3.L022004)

Cuprate high-temperature superconductors may be the quintessential example of a strongly correlated quantum system, featuring a complex interplay between broken symmetry states, often referred to as intertwined orders [1,2]. This rich interplay is evident in the charge-order (CO) state: A periodic modulation of charge that is intertwined with superconductivity, magnetism, the crystal structure, and nematicity (fourfold C_4 to twofold C_2 symmetry breaking [3]). These various links between ordered states and CO are perhaps most clearly observed in the “214” family of La-based cuprates. (i) CO and magnetism emerge intertwined in the form of stripes. (ii) The stripes are C_2 symmetric, with their orien-

tation alternating by 90° between adjacent CuO_2 planes [4]. (iii) The stripes are strongly pinned to the low-temperature tetragonal (LTT) crystal structure, which stabilizes the alternating pattern [5,6]. (iv) Finally, the stabilization of stripes occurs in concert with the suppression of three-dimensional (3D) superconductivity, which results from a frustration of the Josephson coupling between adjacent CuO_2 layers [7,8]. Determining how all these ordered states are interconnected is a major challenge in the field of high-temperature superconductivity.

There are different methods to tune the intertwined orders in the cuprates. Typically, a magnetic field [10,11], chemical doping or isotope substitution [12,13], or pressure [14] are used to adjust the relative strengths of the ordered states. For instance, the application of 1.85 GPa of hydrostatic pressure to $\text{La}_{1.875}\text{Ba}_{0.125}\text{CuO}_4$ decouples the LTT and CO phases, suppressing the former while allowing the latter to survive with an onset temperature of 35 K [15]. However, controlling the rotational symmetry of the correlations in the CuO_2 planes requires a tuning parameter that couples directionally to the electronic degrees of freedom. This can be achieved with the uniaxial application of pressure, or stress, which has recently become the focus of several cuprate studies. For example,

*These authors contributed equally to this work.

†afrano@ucsd.edu

‡eduardo.dasilvaneto@yale.edu

§sblanco@dipc.org

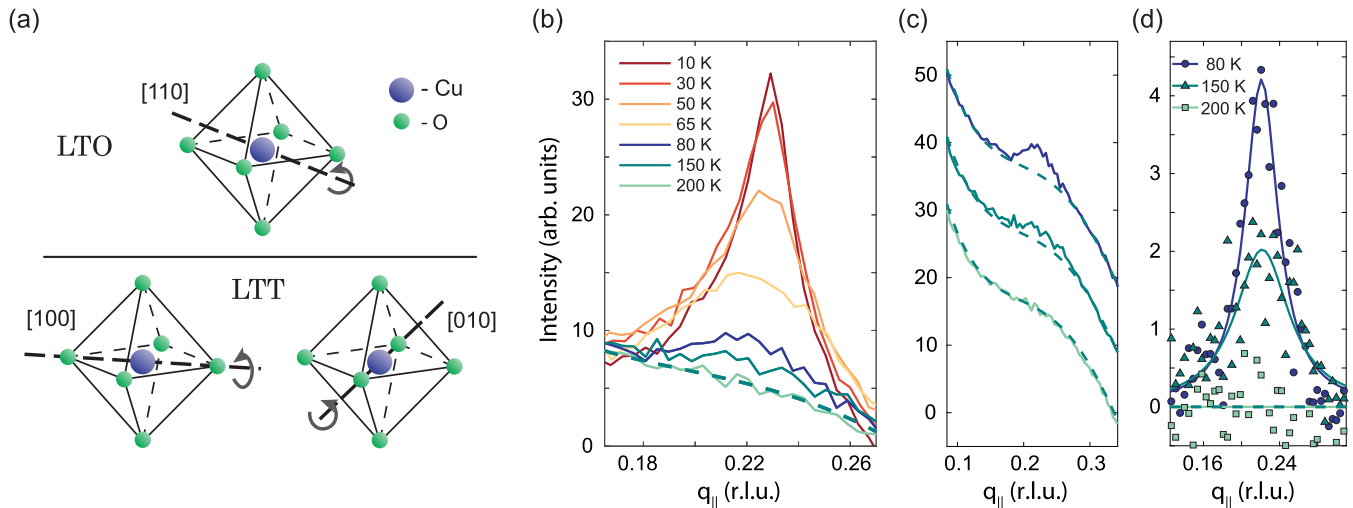


FIG. 1. (a) A diagram depicting the CuO₆ octahedral tilts in both the LTO and LTT phases. In the LTO phase, neighboring octahedra tilt in opposite directions (clockwise and counterclockwise) along the [110] direction. In the LTT phase, adjacent CuO₂ layers have orthogonal tilts along the [100] and [010] directions. (b) Temperature-dependent RXS scans of the CO peak in LNSCO-125 measured at the Cu L_3 -edge ($E = 931.5$ eV). The gray dashed line is a polynomial fit of the high-temperature background curve measured at 300 K. The complete set of temperature-dependent scans is presented in Fig. S2 [9]. (c) RXS scans in the LTO phase, which show a gradual temperature dependence. (d) Lorentzian fits of the background-subtracted curves shown in (c).

recent experiments on YBa₂Cu₃O_{6+y} indicate that attaining uniaxial strain of around 1% can modify the interlayer interaction of the CO and its coupling to acoustic phonons [16,17]. In the “214” family, uniaxial stress has repeatedly been shown to increase the onset temperature of superconductivity [18–21]. A small value of uniaxial stress, approximately 0.05 GPa, dramatically increases the onset of 3D superconductivity in La_{1.885}Ba_{0.115}CuO₄ (LBCO-115) from 6 to 32 K [21]. Remarkably, the same application of uniaxial stress also reduces the onset of spin-stripe order from 38 to 30 K. These opposing effects between superconductivity and spin stripes highlight the importance of uniaxial stress experiments to the study of intertwined orders. Still, diffraction experiments that directly measure the effects of uniaxial stress on charge stripe order and the LTT structure in the La-based cuprates have not been reported.

Here we report a Cu L_3 - and O K -edge resonant x-ray scattering (RXS) study of CO and the LTT structure in La_{1.475}Nd_{0.4}Sr_{0.125}CuO₄ (LNSCO-125) under the influence of modest uniaxial stress, approximately 0.1 GPa, applied along the a axis of the LTT structure (i.e., along the Cu-O bond direction). We first performed a detailed zero-stress control experiment on LNSCO-125, where we observed a precursor charge-order (PCO) peak above the onset of stripes near 75 K and detectable up to at least 150 K. Upon introducing uniaxial tensile stress, the onset of the LTT phase (T_{LTT}) is reduced by 29 K, from 63 to 34 K. Additionally, the onset of stripe order decreases by approximately 50 K, from ≈ 75 K ($T_{\text{LTT}} + 12$ K) in the absence of strain to ≈ 23 K ($T_{\text{LTT}} - 9$ K) in the presence of strain. This overall shift is larger than that observed for T_{LTT} , which likely reflects the competition between CO and superconductivity. An additional offset of approximately 6 K is observed between the onset of charge stripes along the a and b directions. Despite the effects of stress on the LTT and the charge stripe phases, we find no appreciable modification

of the PCO. Altogether, our experiments not only show that a small amount of uniaxial stress triggers responses from the various intertwined orders, they also establish uniaxial stress as a powerful tool to control the electronic properties of LNSCO-125.

The single crystals were synthesized by a floating zone and previously characterized by means of resonant x-ray scattering and magnetometry [22]. LNSCO-125 hosts several classic features of La-based cuprates near 1/8 hole doping, including the 1/8 anomaly, whereby the superconductivity is suppressed as static spin and charge orders develop [23,24]. Despite this, the samples remain superconducting with a transition temperature of $T_c = 5$ K [22]. Additionally, they undergo a structural orthorhombic-to-tetragonal phase transition. Above ≈ 65 K, in the absence of uniaxial stress, the samples are in the low-temperature orthorhombic (LTO) phase, where the CuO₆ octahedra tilt about an axis parallel to the [110] direction, which is 45° from the Cu-O bond direction. At lower temperatures, in the LTT phase, the CuO₆ octahedra tilt about axes parallel the Cu-O bond directions [25,26]. Importantly, in the LTT phase the tilt axis alternates between [100] and [010] through consecutive CuO₂ planes, Fig. 1(a). Thus while the LTT is a globally tetragonal phase, it is actually twofold C_2 symmetric within each CuO₂ plane, which provides a natural motif to stabilize the stripe order.

Previous RXS experiments on LNSCO-125 indicate the appearance of stripe order at approximately T_{LTT} [27]. Figure 1(b) shows the temperature evolution of the CO peak at $q_{\parallel} = q_{\text{CO}} = 0.23$ rlu (reciprocal lattice units) in LNSCO-125 measured at the Cu L_3 -edge ($E = 931.5$ eV), showing a clear and rapid enhancement below 75 K, corresponding to charge stripes. Interestingly, our detailed RXS experiments also reveal a PCO peak at q_{CO} for temperatures above 75 K, albeit with much lower intensity when compared to the low-temperature signal. While it is difficult to determine the onset

temperature for the PCO, a clear evolution of the peak can be observed up to 200 K, Fig. 1(c), which is better visualized by subtracting the 300-K curve, Fig. 1(d).

It is important to note that since our RXS experiments are done in energy-integrated mode, the PCO may originate from both elastic (static) and inelastic (dynamic) correlations. In fact, high-temperature dynamic CO signals have recently been observed in many cuprates, including other La-based systems [28,29]. While it may be tempting to assign the same rotational symmetry of the charge stripes to the PCO, such correspondence has not been experimentally verified. Therefore we distinguish between the two signals (as described in the previous paragraph) and refer to the general phenomenon simply as CO. As we will discuss later, we do not detect modifications to the PCO due to uniaxial stress in our experiments, despite observing significant effects to the LTT phase and charge stripes.

To investigate what happens to the CO and the LTT phase when we perturb the LNSCO-125 sample with extrinsic uniaxial stress, $\sigma \neq 0$, we embed the crystal in an apparatus whose geometry explicitly breaks C_4 symmetry, Fig. 2(a). The sample is constrained on two edges across a gap using epoxy in a device constructed of machined high-purity titanium [9]. Differential thermal contraction occurs upon cooling due to the different coefficients of the thermal expansion of the sample, epoxy and titanium, which causes the LNSCO-125 crystal to be uniaxially stretched relative to an unconstrained crystal [9]. Our experimental setup also includes a second sample mounted directly on one of the faces of the device using silver paint, which allows us to perform control measurements on a $\sigma = 0$ sample in the same experiment, Fig. 2(a). (Note that σ refers to externally applied stress and does not include the intrinsic stress due to the thermal contraction of the crystals themselves.) Unlike many strain experiments that cannot directly probe the lattice parameters, we can access the lattice constants by measuring the Bragg peaks of the LNSCO-125 crystal. We find those measurements to yield strain values of $\approx 0.046 \pm 0.026\%$ [9]. Using $C_{11} = 232$ GPa for the elastic modulus [30], we estimate $\sigma = 0.11 \pm 0.06$ GPa. Additionally, we perform a multiphysics simulation that incorporates all key elements of the assembly, including the thermal and elastic properties of the materials, as well as the geometry of the assembly [9,31]. The simulation produces an approximately uniform tensile strain pattern of the same order of magnitude as measured by the Bragg peaks when the apparatus is cooled to 70 K. Although the amount of stress is relatively small, it is comparable in magnitude to the compressive stress used in the LBCO-115 experiments mentioned above, which were shown to have significant effects on the superconductivity and spin-stripe order [21].

A striking consequence of $\sigma \neq 0$ in our experiments on LNSCO-125 is the dramatic reduction of T_{LTT} from 63 to 34 K, Fig. 2(b). This is directly seen in our experiments via apical O K -edge ($E = 532.5$ eV) RXS measurements of the (001) Bragg peak (in Miller index notation), whose resonant cross-section is an increasing function of the octahedral tilts in the LTT phase [27]. We can understand the reduction of T_{LTT} as a consequence of uniaxial stress, which spoils the global tetragonality of the LTT phase. Although it still emerges at low

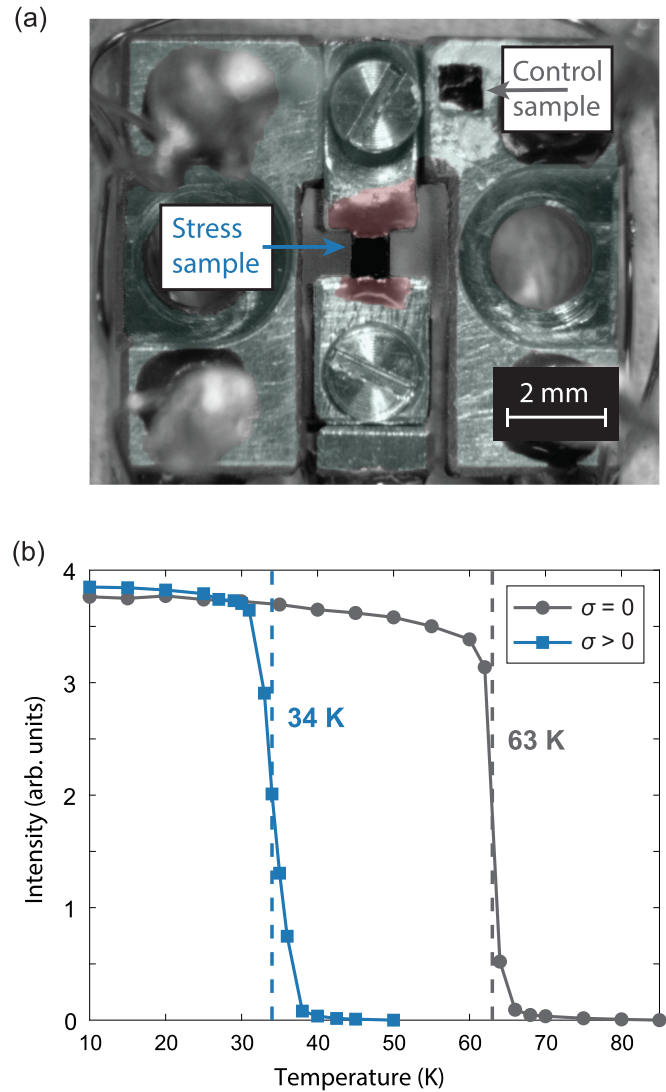


FIG. 2. (a) An image of the titanium strain device and LNSCO-125 crystals. The stress sample is mounted in the center across a gap using a stiff epoxy, and the control sample is mounted on the titanium using silver paint [9]. (b) Temperature dependence of the (001) Bragg peaks measured at the apical O K -edge ($E = 532.5$ eV) in both the stress and control samples corresponding to the LTT phase transition. The transition temperature is suppressed by 29 K with the applied stress.

temperatures, our experiments unveil a remarkable response of the LTT structure in LNSCO-125 to the application of uniaxial stress.

In principle, uniaxial stress could result in the transition of the macroscopic crystal into a mixed LTO/LTT phase or a decrease in the LTT octahedral tilt angle, as hypothesized from measurements of the magnetic properties of LBCO-115 [21]; neither effect is resolved in our experiments. First note that the intensity of the (001) Bragg peak, whose cross section is an increasing function of the octahedral tilt angle, appears unchanged by σ at 10 K. This indicates that, within the LTT phase, the structure is unaffected by stress. Second, the LTO-LTT transition remains sharp with nonzero σ , which suggests that the stress sample enters the LTT phase in a rather

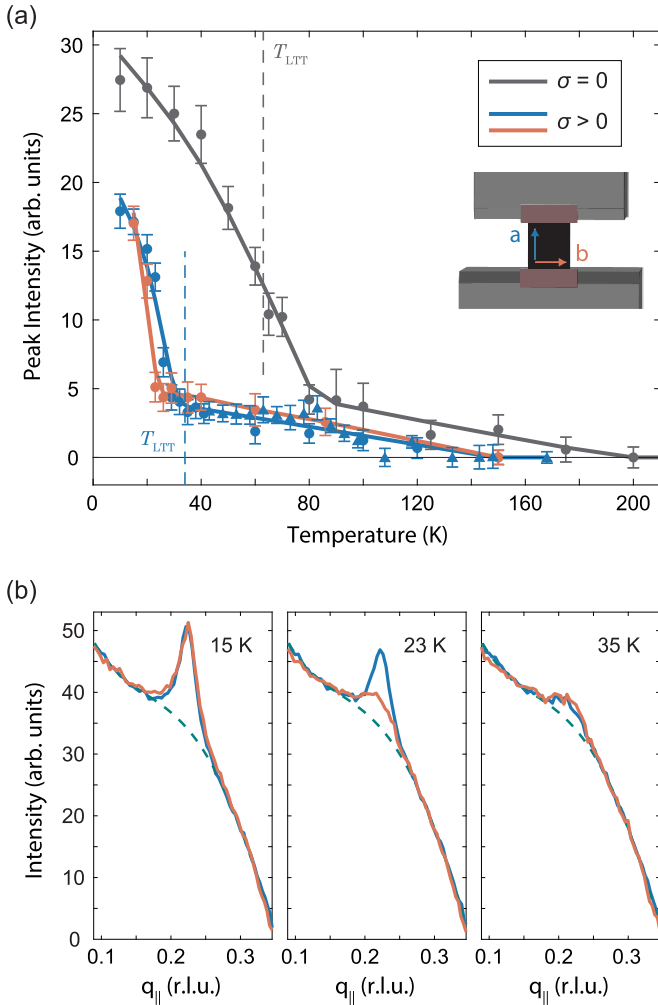


FIG. 3. (a) Temperature dependence of the CO peaks in the stress and control samples. The solid lines serve as guides to the eye. The dashed lines correspond to the LTT transition temperatures determined from Fig. 2(b). The inset shows a diagram of the stress sample, where we label a (blue) and b (orange) as the directions parallel to and perpendicular to the direction of applied stress, respectively. Measurements of the stress sample along the a direction were performed at two different facilities: measurements from the Canadian Light Source are triangles and measurements from BESSY-II are circles [9]. (b) Comparison of RXS scans of the stress sample along the a and b directions near the LTT transition. The gray dashed line is a polynomial fit of the high-temperature background curve measured at 150 K. The onset of the charge stripes along the direction of applied stress precedes that of the perpendicular direction by approximately 6 K.

uniform fashion. While the uniformity of the strain field on the sample may vary between different uniaxial strain setups, our experiments do not provide evidence of a mixed phase or reduced octahedral tilt angle.

Within the same experiment we can also track the temperature dependence of the CO in the stressed LNSCO-125 crystal, which is summarized in Fig. 3(a). A consequence of uniaxial stress is the reduction of the onset temperature of charge stripes by 50 K, which is larger than the change of 29 K observed for T_{LTT} . If the only effect of uniaxial stress was

the suppression of T_{LTT} , one might have expected the onset of charge stripes to have changed by the same value (i.e., 29 K). However, the additional shift of 21 K suggests that one should also consider interactions with additional intertwined orders, such as superconductivity. Although we do not measure the superconducting T_c in our experiments, previous studies have measured the response of superconductivity to uniaxial stress in similar materials. Uniaxial stress on the order of 0.05 GPa has been shown to increase T_c by 8 K in LNSCO-120 and by 10 K in LBCO-115 [18,21], showing that superconductivity is enhanced in tandem with the suppression of the LTT phase. Additionally, cuprates that lack a similar structural transition, such as $\text{Bi}_2\text{Sr}_2\text{CaCu}_2\text{O}_{8+\delta}$ and $\text{YBa}_2\text{Cu}_3\text{O}_{6+y}$, exhibit competition between superconductivity and CO [10,32,33]. Together, the suppression of the LTT phase and the enhancement of superconductivity would account for the larger suppression of the onset of stripes relative to the suppression of T_{LTT} .

In addition to the effects on stripe order due to its intertwining with the LTT phase and superconductivity, uniaxial stress may also directly influence the pinning of stripes along a and b . For example, given the C_2 symmetry of stripe order, one may expect that a finite σ in the absence of an LTT phase would cause the onset temperatures of stripes along a and b to split. Indeed, this split is resolved by our detailed temperature-dependent RXS measurements, Fig. 3(a). This is seen more clearly by directly comparing the RXS data along the two directions, Fig. 3(b), which shows that at 23 K the peak along a (parallel to the applied stress) has already entered the charge stripe phase, while the peak along b is still very similar to the peak in the high-temperature phase—compare to the 35-K data (see Fig. S3 for a more detailed comparison [9]). Eventually, at 15 K the two signals approach the same saturation value, which may indicate that the LTT structure has suppressed the effects of $\sigma \approx 0.1$ GPa at this temperature. Nevertheless, our observations show that uniaxial stress can be used to pin the direction of stripes in the CuO_2 plane.

While our measurements show a delicate balance between charge stripes, superconductivity, and structural distortions, a direct effect of uniaxial stress on the PCO is not clearly observed in our data. Just above the onset of charge stripe order, the intensities of the RXS peaks at q_{CO} are indistinguishable between the stress and control samples. We also do not resolve a clear difference in the PCO along a and b in the stress sample—for example, see the 35-K data in Fig. 3(b). Figure 3(a) suggests that the onset of the PCO at high temperatures may be impacted by the application of stress along a . However, there are several complications that prevent us from reaching that conclusion with any reasonable confidence. First, as mentioned above, the PCO evolves very slowly with temperature, which makes the assignment of an onset temperature difficult. Second, the stress produced by our apparatus is temperature dependent, and we estimate a three- to fivefold decrease in the applied stress from 34 to 200 K. Third, the comparison of small RXS peaks between the stress and control samples can be influenced by variations in the fluorescence background, which is sensitive to sample surface conditions. The effects of uniaxial stress to the PCO will likely require experiments that tune the stress at a fixed temperature. Altogether, we cannot conclude the

observation of any direct coupling between uniaxial stress and the PCO.

Our experiments demonstrate the complex relationship between uniaxial stress, charge stripes, and the low-temperature tetragonal structure in LNSCO-125. Increasing σ from zero to 0.1 GPa causes a simultaneous reduction in the onset temperatures of both the LTT phase and charge stripes, as well as a temperature splitting in the formation of charge stripes along the a and b directions. Additionally, the effects of superconductivity need to be included to describe our observations, with the competition between superconductivity and charge order together with the enhancement of T_c under uniaxial stress serving as a natural explanation for the additional suppression of the onset of stripe order with respect to T_{LTT} . Furthermore, we find that larger stress may be necessary to cause significant changes to the PCO. Nevertheless, the relatively small amount of stress necessary to tune the electronic properties of the La-based cuprates near 1/8 hole doping is quite remarkable. For example, strain on the order of 1.0% is necessary to modify the properties of charge order in $\text{YBa}_2\text{Cu}_3\text{O}_{6+y}$ [17] or to shift the superconducting transition by 2 K in Sr_2RuO_4 [34,35]. While achieving 1.0% strain may be quite challenging and difficult to reproduce, 0.05% or even smaller is clearly sufficient to alter the electronic properties of LNSCO-125, which opens new opportunities for switchable devices and precision detectors at the current frontier of technology.

The research described in this paper was carried out at the UE-46-PGM1 and UE-56/2-PGM2 beamlines at Helmholtz-Zentrum Berlin, and at the Canadian Light Source, a national research facility of the University of Saskatchewan, which is supported by the Canada Foundation for Innovation (CFI), the Natural Sciences and Engineering Research Council (NSERC), the National Research Council (NRC), the Canadian Institutes of Health Research (CIHR), the Government of Saskatchewan, and the University of Saskatchewan. This material is based upon work supported by the National Science Foundation under Grants No. 1845994 and No. 2034345. Part of the research leading to these results has been supported by the project CALIPSO under Grant Agreement No. 730872 from the EU Framework Programme for Research and Innovation HORIZON 2020. S.B.-C. acknowledges the MINECO of Spain for financial support through Project No. PGC2018-101334-A-C22. A.R. acknowledges support from the University of California President's Postdoctoral Fellowship Program. This work was supported by the Alfred P. Sloan Fellowship (E.H.d.S.N. and A.F.). The research in Dresden is supported by the Deutsche Forschungsgemeinschaft through Grant No. 320571839. This research was undertaken thanks in part to funding from the Max Planck-UBC-UTokyo Centre for Quantum Materials and the Canada First Research Excellence Fund, Quantum Materials and Future Technologies Program.

-
- [1] B. Keimer, S. A. Kivelson, M. R. Norman, S. Uchida, and J. Zaanen, From quantum matter to high-temperature superconductivity in copper oxides, *Nature (London)* **518**, 179 (2015).
- [2] E. Fradkin, S. A. Kivelson, and J. M. Tranquada, Colloquium: Theory of intertwined orders in high temperature superconductors, *Rev. Mod. Phys.* **87**, 457 (2015).
- [3] E. Fradkin, S. A. Kivelson, M. J. Lawler, J. P. Eisenstein, and A. P. Mackenzie, Nematic Fermi fluids in condensed matter physics, *Annu. Rev. Condens. Matter Phys.* **1**, 153 (2010).
- [4] J. M. Tranquada, B. J. Sternlieb, J. D. Axe, Y. Nakamura, and S. Uchida, Evidence for stripe correlations of spins and holes in copper oxide superconductors, *Nature (London)* **375**, 561 (1995).
- [5] J. Fink, E. Schierle, E. Weschke, J. Geck, D. Hawthorn, V. Soltwisch, H. Wadati, H.-H. Wu, H. A. Dürr, N. Wizen, B. Büchner, and G. A. Sawatzky, Charge ordering in $\text{La}_{1.8-x}\text{Eu}_{0.2}\text{Sr}_x\text{CuO}_4$ studied by resonant soft x-ray diffraction, *Phys. Rev. B* **79**, 100502(R) (2009).
- [6] M. Hücker, M. v. Zimmermann, G. D. Gu, Z. J. Xu, J. S. Wen, Guangyong Xu, H. J. Kang, A. Zheludev, and J. M. Tranquada, Stripe order in superconducting $\text{La}_{2-x}\text{Ba}_x\text{CuO}_4$ ($0.095 \leq x \leq 0.155$), *Phys. Rev. B* **83**, 104506 (2011).
- [7] Q. Li, M. Hücker, G. D. Gu, A. M. Tsvelik, and J. M. Tranquada, Two-Dimensional Superconducting Fluctuations in Stripe-Ordered $\text{La}_{1.875}\text{Ba}_{0.125}\text{CuO}_4$, *Phys. Rev. Lett.* **99**, 067001 (2007).
- [8] J. M. Tranquada, G. D. Gu, M. Hücker, Q. Jie, H.-J. Kang, R. Klingeler, Q. Li, N. Tristan, J. S. Wen, G. Y. Xu, Z. J. Xu, J. Zhou, and M. v. Zimmermann, Evidence for unusual superconducting correlations coexisting with stripe order in $\text{La}_{1.875}\text{Ba}_{0.125}\text{CuO}_4$, *Phys. Rev. B* **78**, 174529 (2008).
- [9] See Supplemental Material at <http://link.aps.org/supplemental/10.1103/PhysRevResearch.3.L022004> for additional information on the strain device, strain measurements, data collection, and analysis.
- [10] J. Chang, E. Blackburn, A. T. Holmes, N. B. Christensen, J. Larsen, J. Mesot, Ruixing Liang, D. A. Bonn, W. N. Hardy, A. Watenphul, M. v. Zimmermann, E. M. Forgan, and S. M. Hayden, Direct observation of competition between superconductivity and charge density wave order in $\text{YBa}_2\text{Cu}_3\text{O}_{6.67}$, *Nat. Phys.* **8**, 871 (2012).
- [11] S. Blanco-Canosa, A. Frano, T. Loew, Y. Lu, J. Porras, G. Ghiringhelli, M. Minola, C. Mazzoli, L. Braicovich, E. Schierle, E. Weschke, M. Le Tacon, and B. Keimer, Momentum-Dependent Charge Correlations in $\text{YBa}_2\text{Cu}_3\text{O}_{6+\delta}$ Superconductors Probed by Resonant X-Ray Scattering: Evidence for Three Competing Phases, *Phys. Rev. Lett.* **110**, 187001 (2013).
- [12] K. Yamada, C. H. Lee, K. Kurahashi, J. Wada, S. Wakimoto, S. Ueki, H. Kimura, Y. Endoh, S. Hosoya, G. Shirane, R. J. Birgeneau, M. Greven, M. A. Kastner, and Y. J. Kim, Doping dependence of the spatially modulated dynamical spin correlations and the superconducting-transition temperature in $\text{La}_{2-x}\text{Sr}_x\text{CuO}_4$, *Phys. Rev. B* **57**, 6165 (1998).
- [13] A. Lanzara, G. M. Zhao, N. L. Saini, A. Bianconi, K. Conder, H. Keller, and K. A. Müller, Oxygen-isotope shift of the charge-stripe ordering temperature in $\text{La}_{2-x}\text{Sr}_x\text{CuO}_4$ from x-ray absorption spectroscopy, *J. Phys.: Condens. Matter* **11**, L541 (1999).

- [14] O. Cyr-Choinière, D. LeBoeuf, S. Badoux, S. Dufour-Beauséjour, D. A. Bonn, W. N. Hardy, R. Liang, D. Graf, N. Doiron-Leyraud, and Louis Taillefer, Sensitivity of T_c to pressure and magnetic field in the cuprate superconductor $\text{YBa}_2\text{Cu}_3\text{O}_y$: Evidence of charge-order suppression by pressure, *Phys. Rev. B* **98**, 064513 (2018).
- [15] M. Hücker, M. v. Zimmermann, M. Debessai, J. S. Schilling, J. M. Tranquada, and G. D. Gu, Spontaneous Symmetry Breaking by Charge Stripes in the High Pressure Phase of Superconducting $\text{La}_{1.875}\text{Ba}_{0.125}\text{CuO}_4$, *Phys. Rev. Lett.* **104**, 057004 (2010).
- [16] H.-H. Kim, S. M. Souliou, M. E. Barber, E. Lefrançois, M. Minola, M. Tortora, R. Heid, N. Nandi, R. A. Borzi, G. Garbarino, A. Bosak, J. Porras, T. Loew, M. König, P. J. W. Moll, A. P. Mackenzie, B. Keimer, C. W. Hicks, and M. Le Tacon, Uniaxial pressure control of competing orders in a high-temperature superconductor, *Science* **362**, 1040 (2018).
- [17] H.-H. Kim, E. Lefrançois, K. Kummer, R. Fumagalli, N. B. Brookes, D. Betto, S. Nakata, M. Tortora, J. Porras, T. Loew, M. E. Barber, L. Braicovich, A. P. Mackenzie, C. W. Hicks, B. Keimer, M. Minola, and M. Le Tacon, Charge Density Waves in $\text{YBa}_2\text{Cu}_3\text{O}_{6.67}$ Probed by Resonant X-Ray Scattering under Uniaxial Compression, *Phys. Rev. Lett.* **126**, 037002 (2021).
- [18] S. Arumugam, N. Mōri, N. Takeshita, H. Takashima, T. Noda, H. Eisaki, and S. Uchida, Competition of Static Stripe and Superconducting Phases in $\text{La}_{1.48}\text{Nd}_{0.4}\text{Sr}_{0.12}\text{CuO}_4$ Controlled by Pressure, *Phys. Rev. Lett.* **88**, 247001 (2002).
- [19] N. Takeshita, T. Sasagawa, T. Sugioka, Y. Tokura, and H. Takagi, Gigantic anisotropic uniaxial pressure effect on superconductivity within the CuO_2 plane of $\text{La}_{1.64}\text{Eu}_{0.2}\text{Sr}_{0.16}\text{CuO}_4$: Strain control of stripe criticality, *J. Phys. Soc. Jpn.* **73**, 1123 (2004).
- [20] T. Sasagawa, Suryadijaya, K. Shimatani, and H. Takagi, Control of stripes/superconductivity competition in $(\text{La},\text{Eu},\text{Sr})_2\text{CuO}_4$ crystals using uniaxial pressure, *Phys. B: Condens. Matter* **359-361**, 436 (2005).
- [21] Z. Guguchia, D. Das, C. N. Wang, T. Adachi, N. Kitajima, M. Elender, F. Brückner, S. Ghosh, V. Grinenko, T. Shiroka, M. Müller, C. Mudry, C. Baines, M. Bartkowiak, Y. Koike, A. Amato, J. M. Tranquada, H.-H. Klauss, C. W. Hicks, and H. Luetkens, Using Uniaxial Stress to Probe the Relationship between Competing Superconducting States in a Cuprate with Spin-Stripe Order, *Phys. Rev. Lett.* **125**, 097005 (2020).
- [22] S. Blanco-Canosa, E. Schierle, Z. W. Li, H. Guo, T. Adachi, Y. Koike, O. Sobolev, E. Weschke, A. C. Komarek, and C. Schüßler-Langeheine, Magnetic field effect in stripe-ordered 214 $(\text{La}_{1.6-x}\text{Nd}_{0.4})\text{Sr}_x\text{CuO}_4$ and $\text{La}_{2-x}\text{Ba}_x\text{CuO}_4$ superconducting cuprates studied by resonant soft x-ray scattering, *Phys. Rev. B* **97**, 195130 (2018).
- [23] T. Valla, A. V. Fedorov, J. Lee, J. C. Davis, and G. D. Gu, The ground state of the pseudogap in cuprate superconductors, *Science* **314**, 1914 (2006).
- [24] J. Chang, Y. Sassa, S. Guerrero, M. Månsson, M. Shi, S. Pailhès, A. Bendounan, R. Mottl, T. Claesson, O. Tjernberg, L. Patthey, M. Ido, M. Oda, N. Momono, C. Mudry, and J. Mesot, Electronic structure near the 1/8-anomaly in La-based cuprates, *New J. Phys.* **10**, 103016 (2008).
- [25] T. Suzuki and T. Fujita, Anomalous change in crystalline structure of $(\text{La}_{1-x}\text{Ba}_x)\text{CuO}_{4-\delta}$, *J. Phys. Soc. Jpn.* **58**, 1883 (1989).
- [26] J. D. Axe, A. H. Moudden, D. Hohlwein, D. E. Cox, K. M. Mohanty, A. R. Moodenbaugh, and Y. Xu, Structural Phase Transformations and Superconductivity in $\text{La}_{2-x}\text{Ba}_x\text{CuO}_4$, *Phys. Rev. Lett.* **62**, 2751 (1989).
- [27] A. J. Achkar, M. Zwiebler, C. McMahan, F. He, R. Sutarto, I. Djianto, Z. Hao, M. J. P. Gingras, M. Hücker, G. D. Gu, A. Revcolevschi, H. Zhang, Y.-J. Kim, J. Geck, and D. G. Hawthorn, Nematicity in stripe-ordered cuprates probed via resonant x-ray scattering, *Science* **351**, 576 (2016).
- [28] H. Miao, R. Fumagalli, M. Rossi, J. Lorenzana, G. Seibold, F. Yakhou-Harris, K. Kummer, N. B. Brookes, G. D. Gu, L. Braicovich, G. Ghiringhelli, and M. P. M. Dean, Formation of Incommensurate Charge Density Waves in Cuprates, *Phys. Rev. X* **9**, 031042 (2019).
- [29] R. Arpaia, S. Caprara, R. Fumagalli, G. De Vecchi, Y. Y. Peng, E. Andersson, D. Betto, G. M. De Luca, N. B. Brookes, F. Lombardi, M. Salluzzo, L. Braicovich, C. Di Castro, M. Grilli, and G. Ghiringhelli, Dynamical charge density fluctuations pervading the phase diagram of a Cu-based high- T_c superconductor, *Science* **365**, 906 (2019).
- [30] M. Nohara, T. Suzuki, Y. Maeno, T. Fujita, I. Tanaka, and H. Kojima, Unconventional lattice stiffening in superconducting $\text{La}_{2-x}\text{Sr}_x\text{CuO}_4$ single crystals, *Phys. Rev. B* **52**, 570 (1995).
- [31] Y.-P. Fu, A. Subardi, M.-Y. Hsieh, and Wen-Ku Chang, Electrochemical properties of $\text{La}_{0.5}\text{Sr}_{0.5}\text{Co}_{0.8}\text{M}_{0.2}\text{O}_{3-\delta}$ ($M = \text{Mn}, \text{Fe}, \text{Ni}, \text{Cu}$) perovskite cathodes for IT-SOFCs, *J. Am. Ceram. Soc.* **99**, 1345 (2016).
- [32] G. Ghiringhelli, M. Le Tacon, M. Minola, S. Blanco-Canosa, C. Mazzoli, N. B. Brookes, G. M. De Luca, A. Frano, D. G. Hawthorn, F. He, T. Loew, M. M. Sala, D. C. Peets, M. Salluzzo, E. Schierle, R. Sutarto, G. A. Sawatzky, E. Weschke, B. Keimer, and L. Braicovich, Long-range incommensurate charge fluctuations in $(\text{Y},\text{Nd})\text{Ba}_2\text{Cu}_3\text{O}_{6+x}$, *Science* **337**, 821 (2012).
- [33] E. H. da Silva Neto, P. Aynajian, A. Frano, R. Comin, E. Schierle, E. Weschke, A. Gyenis, J. Wen, J. Schneeloch, Z. Xu, S. Ono, G. Gu, M. Le Tacon, and A. Yazdani, Ubiquitous interplay between charge ordering and high-temperature superconductivity in cuprates, *Science* **343**, 393 (2014).
- [34] C. W. Hicks, D. O. Brodsky, E. A. Yelland, A. S. Gibbs, J. A. N. Bruin, M. E. Barber, S. D. Eddins, K. Nishimura, S. Yonezawa, Y. Maeno, and A. P. Mackenzie, Strong increase of T_c of Sr_2RuO_4 under both tensile and compressive strain, *Science* **344**, 283 (2014).
- [35] A. Steppke, L. Zhao, M. E. Barber, T. Scaffidi, F. Jerzembeck, H. Rosner, A. S. Gibbs, Y. Maeno, S. H. Simon, A. P. Mackenzie, and C. W. Hicks, Strong peak in T_c of Sr_2RuO_4 under uniaxial pressure, *Science* **355**, eaaf9398 (2017).