

UC Davis

UC Davis Previously Published Works

Title

Archetype models upscale understanding of natural pest control response to land-use change

Permalink

<https://escholarship.org/uc/item/9b1387k0>

Journal

Ecological Applications, 32(8)

ISSN

1051-0761

Authors

Alexandridis, Nikolaos
Marion, Glenn
Chaplin-Kramer, Rebecca
et al.

Publication Date

2022-12-01


DOI

10.1002/eap.2696

Peer reviewed

ARTICLE

Archetype models upscale understanding of natural pest control response to land-use change

Nikolaos Alexandridis¹ | Glenn Marion² | Rebecca Chaplin-Kramer^{3,4} | Matteo Dainese⁵  | Johan Ekroos¹ | Heather Grab⁶ | Mattias Jonsson⁷ | Daniel S. Karp⁸ | Carsten Meyer^{9,10,11} | Megan E. O'Rourke¹² | Mikael Pontarp¹³ | Katja Poveda⁶ | Ralf Seppelt^{11,14} | Henrik G. Smith^{1,13} | Richard J. Walters¹ | Yann Clough¹ | Emily A. Martin¹⁵

¹Lund University, Centre for Environmental and Climate Science (CEC), Lund, Sweden

²Biomathematics and Statistics Scotland, Edinburgh, UK

³Stanford University, Woods Institute for the Environment, Natural Capital Project, Stanford, California, USA

⁴University of Minnesota, Institute on the Environment, St. Paul, Minnesota, USA

⁵Eurac Research, Institute for Alpine Environment, Bozen/Bolzano, Italy

⁶Department of Entomology, Cornell University, Ithaca, New York, USA

⁷Department of Ecology, Swedish University of Agricultural Sciences, Uppsala, Sweden

⁸Department of Wildlife, Fish, and Conservation Biology, University of California – Davis, Davis, California, USA

⁹German Centre for Integrative Biodiversity Research (iDiv) Halle-Jena-Leipzig, Leipzig, Germany

¹⁰Faculty of Biosciences, Pharmacy and Psychology, University of Leipzig, Leipzig, Germany

¹¹Martin Luther University Halle-Wittenberg, Institute of Geoscience & Geography, Halle (Saale), Germany

¹²Department of Horticulture, Virginia Polytechnic Institute and State University, Blacksburg, Virginia, USA

¹³Department of Biology, Lund University, Lund, Sweden

¹⁴Department of Computational Landscape Ecology, Helmholtz Centre for Environmental Research – UFZ, Leipzig, Germany

¹⁵Leibniz University Hannover, Institute of Geobotany, Zoological Biodiversity, Hannover, Germany

Correspondence

Nikolaos Alexandridis

Email: nikos.alexandridis@cec.lu.se

Present address

Johan Ekroos, Department of Agricultural Sciences, University of Helsinki, Helsinki, Finland.

Funding information

2013-2014 BiodivERsA/FACCE-JPI joint call for research proposals (project ECODEAL), with the national funders ANR, BMBF, FORMAS, FWF, MINECO, NWO and PT-DLR; Helmholtz-Zentrum

Abstract

Control of crop pests by shifting host plant availability and natural enemy activity at landscape scales has great potential to enhance the sustainability of agriculture. However, mainstreaming natural pest control requires improved understanding of how its benefits can be realized across a variety of agroecological contexts. Empirical studies suggest significant but highly variable responses of natural pest control to land-use change. Current ecological models are either too specific to provide insight across agroecosystems or too generic to guide management with actionable predictions. We suggest obtaining the full benefit of available empirical,

Yann Clough and Emily A. Martin share senior authorship.

This is an open access article under the terms of the [Creative Commons Attribution](https://creativecommons.org/licenses/by/4.0/) License, which permits use, distribution and reproduction in any medium, provided the original work is properly cited.

© 2022 The Authors. *Ecological Applications* published by Wiley Periodicals LLC on behalf of The Ecological Society of America.

für Umweltforschung; iDiv, funded by the German Research Foundation, Grant/Award Numbers: DFG-FZT 118, 202548816; Scottish Government's Rural and Environment Science and Analytical Services Division (RESAS); SLU Centre for Biological Control; Strategic research area Biodiversity and Ecosystem services in a Changing Climate (BECC); US Dept. of Agriculture, National Institute of Food and Agriculture (NIFA), Grant/Award Number: 2020-67021-32477; Volkswagen Foundation through a Freigeist Fellowship, Grant/Award Number: A118199

Handling Editor: Juan C. Corley

theoretical, and methodological knowledge by combining trait-mediated understanding from correlative studies with the explicit representation of causal relationships achieved by mechanistic modeling. To link these frameworks, we adapt the concept of archetypes, or context-specific generalizations, from sustainability science. Similar responses of natural pest control to land-use gradients across cases that share key attributes, such as functional traits of focal organisms, indicate general processes that drive system behavior in a context-sensitive manner. Based on such observations of natural pest control, a systematic definition of archetypes can provide the basis for mechanistic models of intermediate generality that cover all major agroecosystems worldwide. Example applications demonstrate the potential for upscaling understanding and improving predictions of natural pest control, based on knowledge transfer and scientific synthesis. A broader application of this mechanistic archetype approach promises to enhance ecology's contribution to natural resource management across diverse regions and social-ecological contexts.

KEYWORDS

archetype, conservation biological control, crop, ecological model, landscape, land use, natural enemy, natural pest control, pest, upscale

INTRODUCTION

Worldwide, sustainable agriculture relies on integrated pest management principles to reduce crop losses to pests through a combination of ecological understanding and technological advances (Oerke, 2006). Less sustainable agricultural practices, such as extensive pesticide use (Lechenet et al., 2017), can be complemented or even replaced by natural control of arthropod pests (Holland et al., 2017; Khan et al., 2014; Tschumi et al., 2015). Natural pest control in a crop field depends on the activity of natural enemies (e.g., predators and parasitoids) and the availability of host plants for the pests (Pedigo & Rice, 2014). Both factors are controlled not only by crop management in the field but also by land-use patterns in the landscape surrounding the crop field (Landis et al., 2000; Tschardt et al., 2005). In theory, landscapes can thus be designed to enhance natural pest control (Bianchi et al., 2006; Chaplin-Kramer et al., 2011). In practice, however, pest suppression and crop yields show inconsistent responses to changes in landscape composition and configuration across cases (Karp et al., 2018), with effects often being modified by diverse life histories, ecological settings, and management regimes (Dominik et al., 2018; Tschardt et al., 2016).

Mechanistic models, that is, models of explicit causative agents, can provide understanding and predictions of ecological responses to environmental change when such

responses are difficult to anticipate based on observed correlation alone (Gotelli et al., 2009; Seppelt et al., 2013). The application of classical biological control has benefited from predictions of mechanistic ecological models (Palladino, 2013). In contrast, the complexity and context sensitivity of natural pest control (Tschardt et al., 2016) exacerbate fundamental modeling trade-offs (Levins, 1966). Modelers have had to either sacrifice generality by realistically representing narrowly defined systems or sacrifice realism through general models of largely theoretical systems (Alexandridis et al., 2021). Consequently, existing models do not provide realistic predictions of natural pest control at landscape to global scales, where multiple crop–pest–enemy systems are involved (Seppelt et al., 2020).

Sustainability science faces similar challenges of systems complexity, heterogeneity, and context dependence (Cox, 2014; Magliocca et al., 2018; Verburg et al., 2015). Researchers are increasingly addressing these challenges using archetype analysis to identify recurrent patterns among causal relationships that shape sustainability across cases (Eisenack et al., 2019). Recurrent patterns are then translated into archetypes, that is, “context-sensitive, generalized models of sustainability problems, dynamics or strategies with case-level empirical validity” (Oberlack et al., 2019). For instance, Sietz et al. (2017) used similarities in social-ecological constraints to food security in the drylands of sub-Saharan Africa to cluster a

diverse set of farming systems into groups, or archetypes, of vulnerability. They thus found that most of the studied area benefits from relatively good governance but suffers from both high remoteness and extremely dry and resource-constrained conditions. In systems with better agricultural potential, food security is mostly threatened by high erosion sensitivity and relatively severe undernourishment. Shared determinants of vulnerability to food insecurity allow for targeted, evidence-based promotion of strategies, such as sustainable agricultural intensification and the transfer of knowledge among farming systems grouped into the same archetype. Recurrent patterns in causal relationships can be identified in complex spatial (e.g., Messerli et al., 2016) and temporal phenomena (e.g., Levers et al., 2018). We suggest the use of an archetype approach to identify similar patterns in natural pest control, underpinning model development from landscape to global scales.

Using archetypes as context-specific representations of general mechanisms behind natural pest control can capture essential features of agroecosystem functioning, such as feedbacks between pesticide use and pest suppression (Normile, 2013) or the nonlinear effects of landscape complexity on biodiversity (Concepción et al., 2012). Defining a reasonable number of archetypes can strike the missing balance between model generality and realism (Alexandridis et al., 2021) and contribute to the resolution of inconsistencies in natural pest control responses to agricultural management (Karp et al., 2018). Wider adoption of a mechanistic archetype approach can reduce the reliance of sustainability science on event-oriented phenomenological models (Meyfroidt, 2016) of questionable causality (Oberlack et al., 2019) that ignore feedbacks and are, thus, associated with high policy resistance (Sterman, 2010). Moreover, predictions derived from underlying mechanisms should be more robust to changing environmental conditions than purely correlation-based predictions (Cuddington et al., 2013).

In the following three sections, we first describe the general properties of an archetype modeling approach to the representation of geographically distant natural pest control systems that share key characteristics. Second, we demonstrate a proof of concept for such an approach by initially deriving two crop–pest–enemy archetypes from general ecological theory and available knowledge of American and African agroecosystems and then testing the ability of the two archetypes to reproduce observed responses of natural pest control to changes in landscape composition and configuration across Europe. Finally, we draw conclusions to leverage the approach for the purpose of upscaling understanding and improving prediction in agroecosystems worldwide.

STRATEGY FOR DEFINING AND MODELING ARCHETYPES OF NATURAL PEST CONTROL

From traits to archetypes

The definition of archetypes for heterogeneous real-world systems requires that multiple cases of the studied phenomenon show similar responses to change and that these cases share key attributes (Oberlack et al., 2019). Natural pest control may appear to respond idiosyncratically to land-use gradients, but the life-history traits of pests or their enemies could mediate their responses to landscape characteristics in a predictable way (Segoli & Rosenheim, 2012). For instance, organisms in different systems often show similar responses to agricultural land-use change, when grouped according to their dietary, dispersal, and overwintering traits (Martin et al., 2019). Similar to life-history traits, agronomic characteristics, such as spatial and temporal in-field crop diversity, are also expected to mediate natural pest control responses consistently across systems owing to converging crops and management practices worldwide (Malek & Verburg, 2020; Woodward & Bohan, 2013). The archetype approach can ultimately incorporate most agroecosystem properties linked to natural pest control, including climate, biogeography, and baseline levels of landscape characteristics subject to land-use change.

Trait-mediated similarities in natural pest control responses to land-use gradients indicate the potential to group diverse agroecosystem components into archetypes that represent important processes behind observed patterns. Ecological theory enables such a mechanistic aggregation by linking mediating traits to underlying processes (Lavorel & Garnier, 2002; Lavorel & Grigulis, 2012; Pontarp et al., 2019). Specific values of functional (e.g., dietary, dispersal or overwintering) traits can thus describe context-specific roles of pests and natural enemies in general processes, such as reproduction, mortality, dispersal, predation, herbivory, and environmental filtering driven by agricultural land use (Alexandridis et al., 2021). Trait-based conceptual models of each archetype would represent the most salient roles of pests and natural enemies within these processes in the form of system components and their relationships. The level at which systems are aggregated into archetypes should allow each set of components and relationships to represent multiple systems and, at the same time, generate predictions that agree with system-specific observations. Inclusion of agroecosystem properties other than biological traits in archetype definition will potentially improve a model's pertinence and predictive ability.

A robust modeling framework

Reaching archetypes' full potential for improved understanding and prediction requires the use of rigorous techniques to translate trait-based archetype components and their relationships into model variables and their interactions (Ings et al., 2009; Zakharova et al., 2019). The resulting mechanistic models can leverage established knowledge from ecological theory to produce outputs of interest (e.g., pest population levels or crop yields) from existing or anticipated system inputs (e.g., changing landscape proportion of noncrop habitat or crop rotations). The predictions of archetype models can be compared with observed responses of natural pest control to land-use gradients across cases that correspond to each archetype. Agreement between predictions and observations would verify the archetypes' ecological basis (Overmars et al., 2007). Further model analysis can improve our understanding of the respective agroecosystems and indicate priority areas for future research (Pontarp et al., 2019).

A major challenge for model development is the typically high level of uncertainty associated with system structure, technical formulation, and model parameterization. All of these sources of uncertainty can be constrained by limiting the complexity of ecological models (Cuddington et al., 2013), with the added benefit of enhancing model transferability between systems (Yates et al., 2018). The first source of uncertainty, related to system structure, can be addressed by using allometric relationships to predict trophic interactions (Curtsdotter et al., 2019). The well-established use of body size can be complemented with other biological traits (Wood et al., 2015; Woodward & Bohan, 2013) to compensate for losses in predictive power as trophic complexity increases (Curtsdotter et al., 2019; Jonsson et al., 2018). The second source of uncertainty, regarding model formulation, can be tackled through ensemble forecasting by multiple models (Araújo & New, 2007). Alternatively, one may only consider "robust theorems" (Levins, 1966), that is, shared predictions of models developed independently but conditioned on the assumptions that define each archetype. We adopt the latter approach in selected examples (see below) because it offers more flexibility with respect to employed techniques, encompassing qualitative and quantitative models. Qualitative mathematical modeling requires no parameter estimation, thereby circumventing the third source of uncertainty, associated with parameterization, which is prominent in quantitative modeling (Levins, 1998). Therefore, we independently develop qualitative and quantitative models for example archetypes but acknowledge that these represent just two of the many possible models for each.

Applying the archetype approach

The development of mechanistic models for each archetype, as illustrated in the following section, is an iterative process that can be divided into four main stages (Sterman, 2010). (1) The process starts with the articulation of the problems that need to be addressed by an application of the archetype approach. Such problems typically arise from an inability of existing models to explain observations. Problem description indicates the spatiotemporal scales of the focal system and system components. (2) Then hypotheses are combined into a mechanistic archetype, with the goal of explaining observations across systems. Here, previously identified system components are linked through causal relationships based on available mechanistic understanding. (3) The compiled hypotheses are then translated into system variables and their interactions, within models that aim to reproduce observed system patterns. The characteristics of these model elements can vary depending on the adopted modeling technique. (4) Finally, the models' predictive ability is tested against observations in order to evaluate the underlying hypotheses and improve our understanding of the system. These observations should be as independent as possible from sources of mechanistic understanding used in model development in order to test the applicability of archetype models across systems.

APPLYING THE ARCHETYPE APPROACH—A WORKED EXAMPLE

The problem

Individual components of natural pest control, and their responses to landscape-scale land use, are often studied in isolation, impeding our understanding of observed patterns and reliable prediction. A recent synthesis of natural pest control observations across Europe (Martin et al., 2019) indicates significant, trait-mediated responses of involved organisms to changes in landscape composition and configuration. On the one hand, natural enemies that are generalists in their feeding behavior and move actively by flight or on the ground between crop and noncrop habitats increase in abundance in response to increasing noncrop habitat proportion and field edge density (Table 1). This observation is consistent with our understanding of the facilitative role of landscape complexity for natural enemy dispersal and resource provision (Tscharntke et al., 2012). In contrast, dietary specialist enemies that may disperse passively by wind tend to decrease in abundance or show no response to increasing landscape complexity. Therefore, dietary and

TABLE 1 Observed trait-mediated responses of pest and natural enemy abundances to changes in landscape composition and configuration across Europe, including different baseline levels of these landscape characteristics, in cases where such differences were linked to significant divergence in abundance responses (Martin et al., 2019). Pests overwinter in crop fields (resident) or noncrop habitats (transient). Natural enemies of pests disperse passively or actively; the former have narrow (specialist) and the latter broad (generalist) feeding preferences. Responses of these organisms to increasing landscape proportion of noncrop habitat and density of field edges are given as upward and downward facing arrows for increases and decreases, respectively. Lack of responses is illustrated with dashes.

Abundance responses	Increasing noncrop habitat	Increasing edge density
Resident pest	—	—
Transient pest	—	↓
Passively dispersing specialist enemy	↓ ^a — ^b	↓ ^c — ^d
Actively dispersing generalist enemy	↑	↑

^aIn landscapes with relatively low density of field edges.
^bIn landscapes with relatively high density of field edges.
^cIn landscapes with relatively low proportion of noncrop habitat.
^dIn landscapes with relatively high proportion of noncrop habitat.

dispersal traits appear to interactively dictate the responses of natural enemies to land-use gradients, but the underlying mechanisms are not clear.

Martin et al. (2019) further observed distinct responses of pest abundances to land-use gradients, depending on the explanatory variable and the pests’ overwintering strategy, that is, in crop fields (resident) or noncrop habitats (transient). Only a higher density of field edges in the landscape, but not a higher proportion of noncrop habitat, leads to a lower abundance of transient pests (Table 1). Resident pests, in contrast, do not respond to either land-use variable. The need of transient pests to move between crop and noncrop habitats appears to mediate their distinct responses (Tschamntke et al., 2012). However, the lack of impact by noncrop habitat amount cannot be explained by these traits alone and may be related to other traits, such as invasive status (Tamburini et al., 2020). Elucidating differences in pest and natural enemy responses and assessing the degree to which differences are influenced by and feedback to other system components, including crop yields, requires a system perspective that encompasses multiple trophic levels.

Combining hypotheses into archetypes

Among the many properties of complex agroecosystems that can shape natural pest control around the world, we

here focus on a few key life-history traits. In the following examples, we present two archetypes that incorporate divergent natural enemy dietary and dispersal behaviors and that differ in pest overwintering strategies, along with system elements related to each strategy. Besides facilitating the following illustration of archetype definition and model development, this choice also assesses the ability of the archetype approach to parsimoniously reproduce markedly different pest and natural enemy responses to change, through simple, minimally different models.

Mechanistic understanding of natural pest control in several American and African agroecosystems was elicited from experts through participatory modeling techniques (Fulton et al., 2015) toward the formulation of four conceptual models (Figure 1a–d). These detailed models were then simplified into two archetypes of crop–pest–enemy interactions (Figure 1e,f). Simplification was achieved by only retaining system components whose traits appeared to mediate natural pest control responses to land-use gradients in Europe (Martin et al., 2019) (Figure 1g). We then modeled theory-anticipated functional roles of organisms with specific values of these traits. We focused on these traits and system components in order to capture important mechanisms that shape natural pest control across systems and to allow comparison of archetype model predictions with observations of pests and natural enemies with the respective trait values from geographically distant systems (Table 1). These objectives are further facilitated by using trait values that are well represented in empirical observations of natural pest control, while still defining archetypes that are general enough to allow the use of ecological theory and available expert knowledge.

The two conceptual models (Figure 1e,f) represent resident pest (termed A1) and transient pest (termed A2) archetypes. A resident pest (A1) stays in crop fields throughout the year, whereas a transient pest (A2) moves to noncrop habitats when crop resources are unavailable or noncrop host plants are required (indicated as “overwintering,” even for systems that lack winter per se). Pest populations grow by feeding on a specific crop without density dependence, that is, reflecting the relative abundance of the crop. In-field agricultural management practices, such as intercropping or cover cropping, are not considered. Both archetypes include natural enemies that specialize on the pest’s taxonomic family and disperse with the help of the wind (specialist enemy), as well as other natural enemies that feed on a variety of pest and nonpest herbivores and disperse by active movement (generalist enemy).

The specialist enemy in Archetype A1 is exposed to abundant pest prey in the crop, so its density reflects pest relative abundance. In contrast, pest migration to noncrop habitats in Archetype A2 forces the specialist

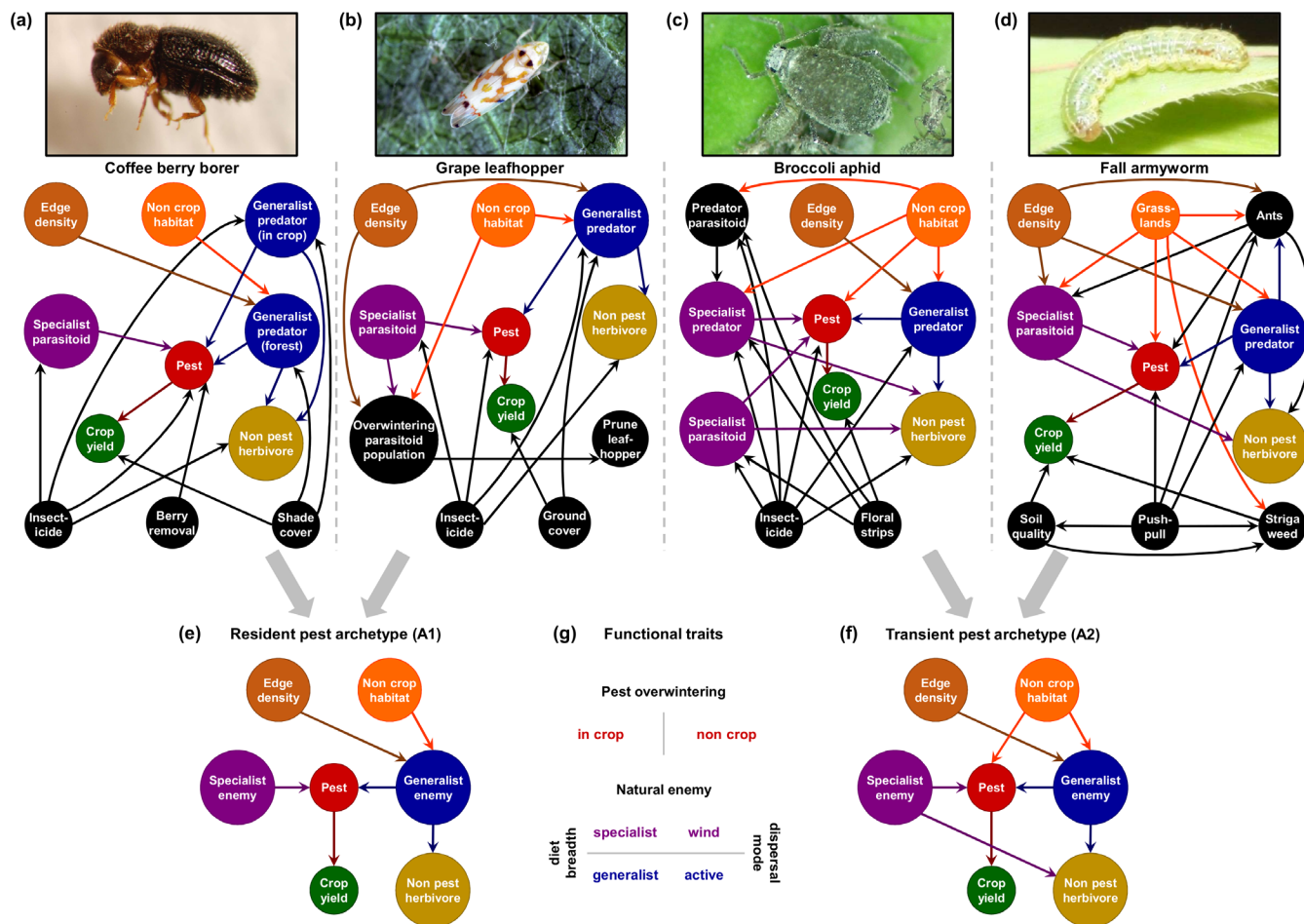


FIGURE 1 Conceptual models based on expert knowledge of systems of natural control of (a) coffee berry borer (*Hypothenemus hampei*) in Latin America, (b) grape leafhopper (*Erythroneura* spp.), (c) broccoli aphid (*Brevicoryne brassicae*) in North America, and (d) fall armyworm (*Spodoptera frugiperda*) in sub-Saharan Africa. Arrows indicate diverse causal relationships, pointing from cause to effect, and colors identify system components with pertinent similarities. Conceptual models of Archetypes A1 and A2 (e and f) aim at representing the defining components of multiple systems with respect to natural pest control and crop yield responses to changes in landscape characteristics (noncrop habitat proportion and field edge density). (g) Model simplification is based on theoretical expectations regarding the role of pest overwintering and enemy dietary and dispersal traits in natural pest control. See main text for details. Photo credits: (a) Daniel S. Karp, (b) Jack Kelly Clark, courtesy University of California Statewide IPM Program, (c) Andrew Jensen, and (d) Yann Clough.

enemy to either seek other prey (usually of the same family) within the crop or move to more species-rich noncrop habitats. This hypothesis is supported by the observed behavior and host range of the main braconid parasitoids of pests in the Archetype A2 example agroecosystems: the broccoli aphid in North America (Pike et al., 1999) and the fall armyworm in sub-Saharan Africa (Agboyi et al., 2020). As a result, the specialist enemy in Archetype A2 diversifies its diet with nonpest herbivores, thereby reducing its dependence on the pest. We note that this group is nevertheless “specialized” compared to generalists that are able to prey on a wide range of taxonomic families. Higher proportions of noncrop habitat in the landscape enhance organisms that rely directly on noncrop resources, that is, generalist enemies in both archetypes and the pest in Archetype A2. Field edges also

provide such resources, along with interfaces for spillover between and into crops, particularly to generalist enemies actively dispersing in short distances (Tscharntke et al., 2012).

Qualitative and quantitative models

We developed mechanistic models of Archetypes A1 and A2, with the goal of yielding testable predictions from each set of hypotheses. We independently formulated qualitative (Figure 2a,b) and quantitative (Figure 2c,d) models based on the same basic assumptions for each archetype but using system simplifications that are specific to the two modeling techniques. Qualitative mathematical models (Levins, 1998) represent interactions among crop yield and populations of

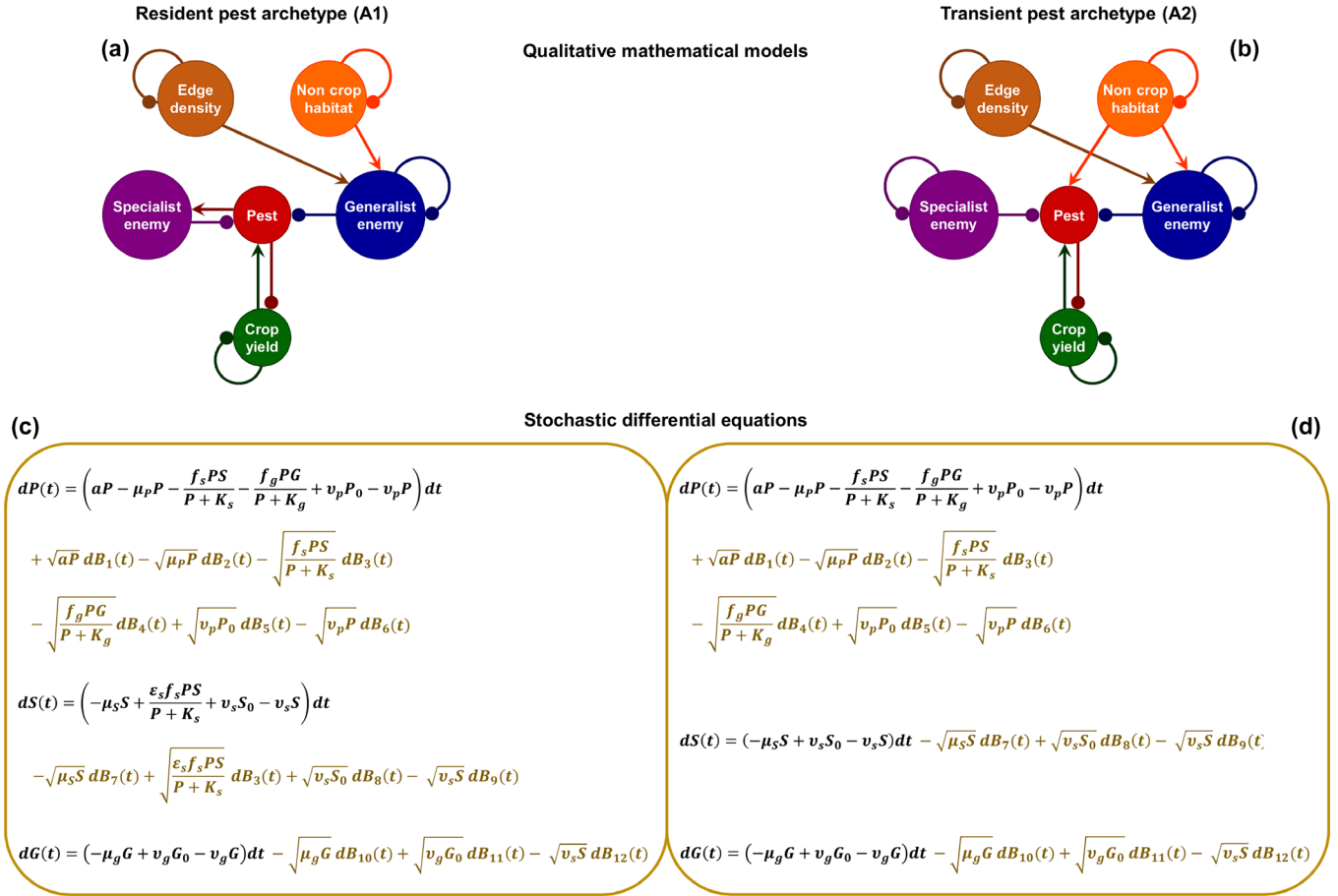


FIGURE 2 Qualitative and quantitative modeling of Archetypes A1 (left-hand panels) and A2 (right-hand panels) based on respective conceptual models (Figure 1e,f). Note that both modeling approaches represent a subset of the conceptual models' variables considered as necessary. Qualitative mathematical models (a and b) are shown as signed digraphs, that is, networks of directed interactions, including loops of self-effects, with arrows for positive and dots for negative signs. Stochastic differential equations (c and d) represent the dynamics of pest (P), specialist (S), and generalist (G) enemy populations. For details, see the main text. Stochastic terms are shown in gold font, where $dB_i(t)$ represent Gaussian white noise and, for each t and $i = 1, \dots, 12$, are independently drawn from $N(0, \sqrt{dt})$.

pests and natural enemies, as well as the proportion of noncrop habitat and field edge density in the landscape (Figure 2a,b). This technique has been applied to improve understanding and prediction of classical biological control of crop pests (e.g., Levins, 1969; Levins & Schultz, 1996). Signed digraphs (networks depicting the direction and sign of interactions among variables) represent the structure of a system as a whole. The matrix representation of a signed digraph is a qualitatively specified (i.e., consisting of -1 , 0 , and 1) community matrix (linearization of a Lotka–Volterra equation at an equilibrium point) (Puccia & Levins, 1985). Standard analysis of this qualitative matrix (Dambacher et al., 2002) predicts the equilibrium responses of system variables to sustained increases or decreases in landscape proportion of noncrop habitat and field edge density (Appendix S1).

We implemented quantitative models as sets of stochastic differential equations (e.g., Walton et al.,

2016). For simplicity, in what follows we describe the deterministic part of the model for Archetype A1 in order to illustrate its basic structure (for the full stochastic A1 and A2 equations, which add structured variability to the deterministic models, see Figure 2c and Appendix S1):

$$\frac{dP}{dt} = aP - \mu_P P - \frac{f_s PS}{P + K_s} - \frac{f_g PG}{P + K_g} + v_p P_0 - v_p P, \quad (1)$$

$$\frac{dS}{dt} = -\mu_S S + \frac{\varepsilon_s f_s PS}{P + K_s} + v_s S_0 - v_s S, \quad (2)$$

$$\frac{dG}{dt} = -\mu_G G + v_g G_0 - v_g G, \quad (3)$$

where P , S , and G are the numbers of pests, specialist natural enemies, and generalist natural enemies in the

crop, which suffer from natural mortality at rates μ_P , μ_S , and μ_G , respectively. Pests have a population growth rate of a and suffer predation or parasitism at a rate of $(f_s PS)/(P + K_s)$, representing a functional type II response, which describes the ability of consumers to detect and consume pests (Holling, 1959). For the parameters shown, the average time taken to handle a prey item is $1/f_s$, and the rate at which specialist enemies encounter prey per unit density is f_s/K_s . Specialist enemies convert consumed pests with efficiency ε_s . Similarly, generalist enemies prey on the pests at rate $(f_g PG)/(P + K_g)$, where f_g and K_g describe the generalist enemies' ability to detect and consume the pests. Note that, owing to generalist enemies' direct reliance on noncrop resources, we assume that the population size of this natural enemy group is not increased by the consumption of pests. Although likely not often realistic, this assumption allows us to represent the distinction between generalist and specialist natural enemies with a parsimony that suits our demonstrative purposes. More generally, the influence of noncrop resources is described in terms of both inflow and outflow of organisms, for example, for pests $v_p P_0$ and $v_p P$, respectively. The parameters P_0 , S_0 , and G_0 represent the amounts of pests, specialist enemies, and generalist enemies, respectively, that noncrop habitats can sustain. The parameters v_p , v_s , and v_g describe the connectivity between crop and noncrop habitats, which is experienced differently by pests, specialist enemies, and generalist enemies, respectively. The model for Archetype A2 is the same as for A1, except that we assume that the reproduction of specialist enemies does not depend on pests because pests that overwinter in noncrop habitat expose natural enemies to a more diverse diet. This is equivalent to assuming $\varepsilon_s = 0$ (Figure 2d).

Changes in the landscape proportion of noncrop habitat and field edge density are imposed on the A1 quantitative model by changing G_0 in the former case and both G_0 and v_g in the latter. This is the same in Archetype A2, except that changes in the proportion of noncrop habitat are imposed by also changing P_0 . Changes in G_0 and P_0 represent the impacts of varying the quality or quantity of noncrop habitat on generalist natural enemies and pests. Quality could be enhanced, for example, by habitat improvement, but changing the quantity of noncrop habitat might reduce crop area. Our models represent pest and natural enemy density within the crop and, therefore, do not explicitly account for a trade-off between the amount of noncrop habitat and crop area. The values of the model parameters were varied within realistic ranges based on expert knowledge of representative systems worldwide (Appendix S1).

Model testing—Shared qualitative/quantitative predictions

Identical main hypotheses behind each archetype's pair of models resulted in consistent predictions for both qualitative and quantitative models, except for responses of the resident pest in Archetype A1 to changes in landscape characteristics (Table 2). This discrepancy stems from the quantitative model's explicit representation of crop inflow and outflow of organisms, which carries more information but requires additional hypotheses on arthropod dispersal. Still, the difference is marginal because the qualitative model predicts no change, compared to the quantitative predictions of a slight decrease (Appendix S1). In what follows, we assess the models' underlying hypotheses and their transferability across systems by comparing model predictions in response to varied parameter values with observations of natural pest control systems in Europe along land-use gradients (Martin et al., 2019).

Shared qualitative and quantitative predictions for both the resident (A1) and transient (A2) pest archetypes (Table 2) agree with observations of increasing generalist enemy abundances in response to an increasing proportion of noncrop habitat and field edge density in the landscape (Table 1). Archetype A1 models further show the specialist enemy being outcompeted by the generalist and, hence, reducing in numbers. In contrast to A1,

TABLE 2 Shared qualitative and quantitative predictions from models of Archetypes A1 and A2 in response to parameter variation within globally realistic value ranges. Equilibrium responses of pest, specialist and generalist enemy abundances to imposed increases in landscape proportion of noncrop habitat and density of field edges are given as upward and downward facing arrows for increases and decreases, respectively. Predictions of no response are illustrated with horizontal lines. Tildes indicate diverging response predictions (here, qualitative models predict no change, while quantitative models predict slightly decreasing abundances).

Abundance responses	Increasing noncrop habitat	Increasing edge density
Resident pest archetype (A1)		
Pest	~	~
Specialist enemy	↓	↓
Generalist enemy	↑	↑
Transient pest archetype (A2)		
Pest	—	↓
Specialist enemy	—	—
Generalist enemy	↑	↑

access to diverse resources in A2 allows the specialist enemy to maintain its abundance. Therefore, natural enemies that are considered broadly as specialists but exhibit varying degrees of specialization in response to different pest overwintering strategies show contrasting responses to the same changes in landscape characteristics. These predictions may explain the weak signal from impacts of land-use gradients on the combined, but of varying specialization degree, group of specialist enemies across Europe found by Martin et al. (2019).

A1 predictions of lower specialist enemy abundance with increasing landscape complexity lead to less effective control of the pest, despite increasing generalist enemy abundance (Table 2). The predicted lack of substantial pest responses agrees with observations of no significant change in resident pest abundances in response to varying landscape characteristics (Table 1). A2 models predict no impact of noncrop habitat changes on the pest despite its use of noncrop resources, owing to conflicting influences directly on the pest (positive) and through the generalist enemy (negative). In contrast, increasing field edge density enhances the generalist enemy but not the pest, leading to effective pest control and lower transient pest abundance. The predicted distinct responses of transient pests to changes in landscape composition and configuration are a prominent pattern in observations across Europe (Martin et al., 2019). Consequently, reducing field sizes in landscapes dominated by the transient pest archetype, such as Swedish cropland with spring-sown cereals attacked by aphids (Östman et al., 2003), is a land-use strategy predicted to sustain crop yields independently of other management practices (Appendix S1).

To summarize, our example application illustrates the use of crop–pest–enemy archetypes for the context-sensitive representation of general ecological mechanisms. Different assumptions regarding pests' overwintering strategy result in striking differences in predicted responses to land-use gradients, in agreement with observations that transcend geography. Potential benefits extend beyond elucidating inconsistencies in observed patterns of natural pest control, toward generating robust predictions about quantities, such as avoided pest damage or increased crop yield, that are difficult to measure accurately across agroecosystems (Holland et al., 2017).

LEVERAGING ARCHETYPES TO MODEL NATURAL PEST CONTROL AT LANDSCAPE TO GLOBAL SCALES

Exploiting the potential of archetypes

The preceding examples show how crop–pest–enemy archetypes can mobilize a broad range of available knowledge to

explain apparently contradictory responses of natural pest control to the same management intervention. We transfer expert knowledge across agroecosystems and synthesize general ecological theory to build archetypes that occupy an intermediate level of generality between these two extremes (Meyfroidt et al., 2018). The resulting mechanistic understanding applies to several systems, but it is context-specific and, hence, more nuanced and with a greater potential for consistency across cases than general theories (Levins, 2005). For example, we show how exploitative competition among natural enemies can be rendered context-sensitive by divergent overwintering strategies of pests.

The context of application can be extended beyond the functional traits of focal organisms to include variables such as baseline landscape characteristics or agricultural management regimes. For instance, simpler landscapes can be assumed to favor organisms represented by the resident pest archetype. More complex landscapes could similarly be associated with the transient pest archetype. Overrepresentation of each set of organisms in the respective landscape context would justify targeted application of the two archetypes to systems with both specific trait values and baseline landscape characteristics. In this case, the predicted responses of specialist enemies from the A1 and A2 archetype models (Table 2) match observations from relatively simple and complex landscapes, respectively (Table 1). Therefore, defining the context of application in terms of functional traits and landscape complexity can provide a testable explanation of the variable responses of specialist enemies to land-use gradients across Europe (Martin et al., 2019).

Mathematically rigorous, testable explanations of seemingly idiosyncratic patterns, as illustrated by the example archetypes, are required for mainstream natural pest control in agricultural management worldwide (Kleijn et al., 2019). By facilitating the application of mechanistic modeling in more cases, archetypes can explain inconsistencies in the responses of natural pest control to changing landscapes (Karp et al., 2018) and prompt empirical research that distinguishes between competing hypotheses. Because changes in land use and climate are predicted to increase crop losses to insect pests (Deutsch et al., 2018) and hamper natural pest control worldwide (Raven & Wagner, 2021), mechanistic archetype models can increase predictive robustness by not only considering direct biological impacts but also modulating biotic interactions and feedbacks with agricultural management.

Agricultural landscapes often consist of mosaics of different crops that host pests and natural enemies with different characteristics. Archetypes representing major crop–pest–enemy combinations provide the building blocks for upscaling natural pest control modeling across

landscapes. Predictions of farming-system-wide natural pest control potential will facilitate management of this ecosystem service through the design of agricultural landscapes, as well as the inclusion of natural pest control in frameworks that bridge ecology and agroecomics (e.g., Seppelt et al., 2020). An archetype approach to modeling natural pest control would be a valuable addition to existing tools that use detailed land-use information to map ecosystem services across landscapes (Sharp et al., 2014) or to global assessments of nature's contributions to people under different scenarios of environmental change (Chaplin-Kramer et al., 2019).

Toward a global set of natural pest control archetypes

The coordination of archetype definition across agroecosystems will generate archetypes with precisely assigned contexts of application and minimize the effort required for the development of their models. We suggest a research agenda that builds on our examples to operationalize the definition of archetypes globally by taking the following steps:

1. *Identify determinant system attributes.* Example archetypes developed here are based on evidence on the mediating role of life-history traits in natural pest control responses to land-use gradients in Europe. Similarly, we can identify functional traits, landscape characteristics, and other attributes that play a significant role in the behavior of natural pest control worldwide and collect relevant values across agroecosystems (Figure 3a). A modeled system can thus expand from a network of interacting organisms to a more inclusive set of agroecological components. Co-occurring crops, pests, and natural enemies from recently compiled large-scale data sets (e.g., Dainese et al., 2019; Karp et al., 2018) provide a starting point for the identification of natural pest control systems worldwide. It should be possible to explicitly link system attributes to specific processes underlying the behavior of natural pest control, based on ecological theory and expert knowledge (Lavorel et al., 2007). Empirical studies that build consensus on drivers of behavior across systems and identify attributes with cross-system explanatory potential (e.g., Martin et al., 2019; Tamburini et al., 2020) are a key resource for this task.
2. *Reduce dimensionality of collected information.* In the preceding examples, expert knowledge of diverse agroecosystems is rather arbitrarily simplified using trait-based theoretical expectations. In a more systematic approach, the dimensionality of the previously

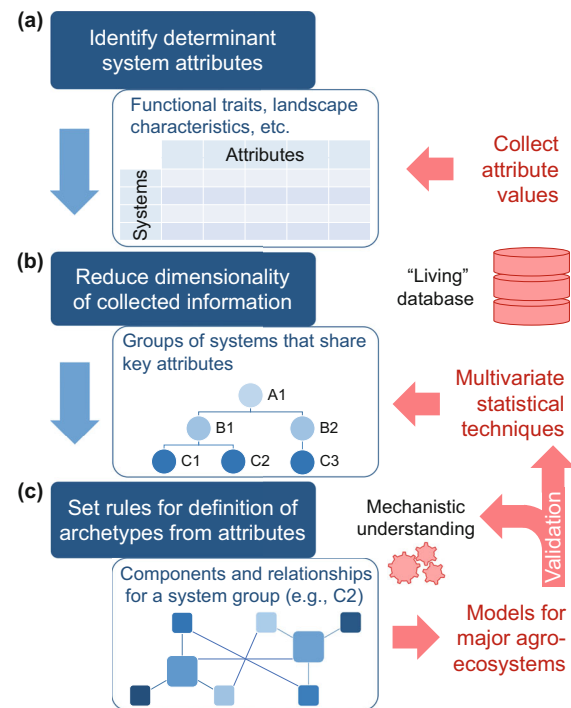


FIGURE 3 Steps toward operationalizing the definition of archetype models of natural pest control. (a) First, general attributes of natural pest control systems that determine their behavior should be identified and relevant values collected across systems. A “living” database will allow the contribution of empirical information by researchers around the world. (b) Then, multivariate statistical techniques will reduce the dimensionality of the collected information by identifying groups of systems, potentially structured hierarchically, that share key attributes. Mechanistic understanding based on ecological theory and expert knowledge will link group attributes to specific ecological processes. (c) Finally, a standardized set of rules should use these processes to define archetypes for all combinations of system attribute values. These archetypes will comprise system components and their relationships, which will be translated into elements of mechanistic models for all major agroecosystems. Validation of these models against independent observations will evaluate available mechanistic understanding and dictate the need to redefine system groups and their archetype models.

collected information can be reduced using multivariate statistical techniques (Figure 3b). The selection of specific techniques will depend on the nature of collected information. For instance, the functional traits of crops, pests, and natural enemies can be used to cluster a diverse set of organisms into archetypes with distinct combinations of trait values. These values should describe the respective organisms' roles in trait-associated processes, such as feeding, dispersal, and overwintering in the previously given examples. These processes can then inform the mechanistic representation of each archetype in terms of system components and their relationships

(Boulangeat et al., 2012). Hierarchical classification of agroecosystem components linked to natural pest control (Sietz et al., 2017) has the advantage of flexible, case-specific determination of the aggregation level in subsequent applications, depending on the model output or spatiotemporal scales of interest and knowledge availability.

3. *Set rules for defining archetypes based on attributes.* The last step should establish a standardized, dynamic set of rules for the definition of archetypes and their models based on combinations of trait values, landscape characteristics, and other system attributes (Figure 3c). These rules will allow researchers to place any real-world system within or, if necessary, outside the previously reduced space of system attributes. In the case of systems from world regions that are underrepresented in the collected information, expert knowledge can be used to either explore close associations with existing system groups or independently develop conceptual models, similar to our example archetypes. In either case, rules should ensure the translatability of system-specific attributes into system components and relationships, toward model variables and interactions. The four stages of model development outlined in *Applying the archetype approach* provide a potential blueprint for establishing such a rule set. Observed responses of natural pest control to land-use gradients across systems (e.g., Dainese et al., 2019; Karp et al., 2018) can then be compared with qualitative or quantitative model predictions to assess each archetype's validity. An iterative process of model development and validation could identify the optimal set of archetypes worldwide (Alexandridis et al., 2017; Hérault, 2007).

OUTLOOK ON ARCHETYPES

As the scope of natural pest control archetypes broadens, data establishing their empirical basis can take the form of a “living” database of crop–pest–enemy combinations and associated traits, along with environmental variables, such as landscape or climate characteristics, management regimes, and biogeographic regions. A consistent coding for this database will lower the bar for empirical researchers and practitioners willing to contribute with case-specific knowledge. For instance, climate scientists, geographers, agronomists, entomologists, and farmers from different parts of the world will be able to feed information on rainfall, land use, crop yield, pest abundance, and pesticide application into the database in a standardized format. Data analysis will allow for the definition of archetypes at

different scales, for example, regional or global. Experts will then be able to use available information to place a natural pest control system of interest among identified archetypes and apply the respective model or develop a new one. Such data will facilitate dynamic archetype definitions and systematic evaluation of the mechanistic understanding that archetypes are hypothesized to carry. Keeping this framework sufficiently flexible to constantly incorporate new knowledge will require an iterative and participatory research axis involving experts and practitioners.

The need for general modeling approaches that account for the context of application extends to many environmental areas, including major land-use issues, such as deforestation and desertification, and their interactions with climate change (Dale, 2003). An enrichment of the archetype approach with ecological principles promises to improve the mechanistic basis of models of land-use archetypes and broaden their predictive scope (Václavík et al., 2013). A wide adoption of an archetype approach to ecological modeling will increase the use of models with similar basic assumptions and comparable output. The ensuing potential for knowledge synthesis is particularly needed in the fragmented discipline of ecology (McGill, 2010). Furthermore, context specificity reduces the effective degrees of freedom, allowing for more robust knowledge transfer. This is crucial in the case of persistent data shortages, for example, in regions where the highest projected impacts from cumulative environmental change coincide with the least studied social and ecological systems (Beckmann et al., 2019).

ACKNOWLEDGMENTS

We thank Benjamin Feit, Shem Kuyah, Tim Luttermoser, Charles Midega, and Jay A. Rosenheim for sharing their knowledge of natural pest control systems in Africa and North America. We are grateful to two anonymous reviewers for critically reading the manuscript and suggesting substantial improvements. Nikolaos Alexandridis was supported by the 2013–2014 BiodivERSA/Joint Programming Initiative on Agriculture, Food Security and Climate Change joint call for research proposals (project ECODEAL), with the national funders Agence Nationale de la Recherche, Bundesministerium für Bildung und Forschung, Swedish Research Council for Environment, Agricultural Sciences and Spatial Planning, Austrian Science Fund, Spanish Ministry of Economic Affairs and Digital Transformation, The Dutch Research Council, and Projektträger im Deutschen Zentrum für Luft- und Raumfahrt. Glenn Marion is supported by the Scottish Government's Rural and Environment Science and Analytical Services Division (RESAS). Rebecca Chaplin-Kramer and

Daniel S. Karp acknowledge support from the US Department of Agriculture, National Institute of Food and Agriculture (NIFA), Award 2020-67021-32477. Mattias Jonsson acknowledges support from the Swedish University of Agricultural Sciences Centre for Biological Control. Carsten Meyer acknowledges funding by the Volkswagen Foundation through a Freigeist Fellowship (A118199) and additional support from iDiv, funded by the German Research Foundation (DFG-FZT 118, 202548816). The work was supported by two workshops at Lund University funded by the strategic research area Biodiversity and Ecosystem Services in a Changing Climate and a workshop funded and hosted by UFZ.

CONFLICT OF INTEREST

We have no conflicts of interest to disclose.

ORCID

Matteo Dainese  <https://orcid.org/0000-0001-7052-5572>

REFERENCES

- Agboyi, L. K., G. Goergen, P. Beseh, S. A. Mensah, V. A. Clotey, R. Glikpo, A. Buddie, et al. 2020. "Parasitoid Complex of Fall Armyworm, *Spodoptera frugiperda*, in Ghana and Benin." *Insects* 11(2): 68. <https://doi.org/10.3390/insects11020068>.
- Alexandridis, N., C. Bacher, N. Desroy, and F. Jean. 2017. "Building Functional Groups of Marine Benthic Macroinvertebrates on the Basis of General Community Assembly Mechanisms." *Journal of Sea Research* 121: 59–70. <https://doi.org/10.1016/j.seares.2017.01.007>.
- Alexandridis, N., G. Marion, R. Chaplin-Kramer, M. Dainese, J. Ekroos, H. Grab, M. Jonsson, et al. 2021. "Models of Natural Pest Control: Towards Predictions across Agricultural Landscapes." *Biological Control* 163: 104761. <https://doi.org/10.1016/j.biocontrol.2021.104761>.
- Araújo, M. B., and M. New. 2007. "Ensemble Forecasting of Species Distributions." *Trends in Ecology & Evolution* 22(1): 42–7. <https://doi.org/10.1016/j.tree.2006.09.010>.
- Beckmann, M., K. Gerstner, M. Akin-Fajiye, S. Ceauşu, S. Kambach, N. L. Kinlock, H. R. P. Phillips, et al. 2019. "Conventional Land-Use Intensification Reduces Species Richness and Increases Production: A Global Meta-Analysis." *Global Change Biology* 25(6): 1941–56. <https://doi.org/10.1111/gcb.14606>.
- Bianchi, F. J. J. A., C. J. H. Booij, and T. Tschardt. 2006. "Sustainable Pest Regulation in Agricultural Landscapes: A Review on Landscape Composition, Biodiversity and Natural Pest Control." *Proceedings of the Royal Society of London B: Biological Sciences* 273(1595): 1715–27. <https://doi.org/10.1098/rspb.2006.3530>.
- Boulangeat, I., P. Philippe, S. Abdulhak, R. Douzet, L. Garraud, S. Lavergne, S. Lavorel, J. V. Es, P. Vittoz, and W. Thuiller. 2012. "Improving Plant Functional Groups for Dynamic Models of Biodiversity: At the Crossroads between Functional and Community Ecology." *Global Change Biology* 18(11): 3464–75. <https://doi.org/10.1111/j.1365-2486.2012.02783.x>.
- Chaplin-Kramer, R., M. E. O'Rourke, E. J. Blitzer, and C. Kremen. 2011. "A Meta-Analysis of Crop Pest and Natural Enemy Response to Landscape Complexity." *Ecology Letters* 14(9): 922–32. <https://doi.org/10.1111/j.1461-0248.2011.01642.x>.
- Chaplin-Kramer, R., R. P. Sharp, C. Weil, E. M. Bennett, U. Pascual, K. K. Arkema, K. A. Brauman, et al. 2019. "Global Modeling of Nature's Contributions to People." *Science* 366(6462): 255–8. <https://doi.org/10.1126/science.aaw3372>.
- Concepción, E. D., M. Diaz, D. Kleijn, A. Baldi, P. Batary, Y. Clough, D. Gabriel, F. Herzog, A. Holzschuh, and E. Knop. 2012. "Interactive Effects of Landscape Context Constrain the Effectiveness of Local Agri-Environmental Management." *Journal of Applied Ecology* 49(3): 695–705.
- Cox, M. 2014. "Understanding Large Social-Ecological Systems: Introducing the SESMAD Project." *International Journal of the Commons* 8(2): 265–76. <https://doi.org/10.18352/ijc.406>.
- Cuddington, K., M.-J. Fortin, L. R. Gerber, A. Hastings, A. Liebhold, M. O'Connor, and C. Ray. 2013. "Process-Based Models Are Required to Manage Ecological Systems in a Changing World." *Ecosphere* 4(2): art20. <https://doi.org/10.1890/ES12-00178.1>.
- Curtsdotter, A., H. T. Banks, J. E. Banks, M. Jonsson, T. Jonsson, A. N. Laubmeier, M. Traugott, and R. Bommarco. 2019. "Ecosystem Function in Predator–Prey Food Webs—Confronting Dynamic Models with Empirical Data." *Journal of Animal Ecology* 88(2): 196–210. <https://doi.org/10.1111/1365-2656.12892>.
- Dainese, M., E. A. Martin, M. A. Aizen, M. Albrecht, I. Bartomeus, R. Bommarco, L. G. Carvalheiro, et al. 2019. "A Global Synthesis Reveals Biodiversity-Mediated Benefits for Crop Production." *Science Advances* 5(10): eaax0121. <https://doi.org/10.1126/sciadv.aax0121>.
- Dale, V. H. 2003. *Ecological Modeling for Resource Management*. New York, USA: Springer Science & Business Media.
- Dambacher, J. M., H. W. Li, and P. A. Rossignol. 2002. "Relevance of Community Structure in Assessing Indeterminacy of Ecological Predictions." *Ecology* 83(5): 1372–85. [https://doi.org/10.1890/0012-9658\(2002\)083\[1372:ROCSIA\]2.0.CO;2](https://doi.org/10.1890/0012-9658(2002)083[1372:ROCSIA]2.0.CO;2).
- Deutsch, C. A., J. J. Tewksbury, M. Tigchelaar, D. S. Battisti, S. C. Merrill, R. B. Huey, and R. L. Naylor. 2018. "Increase in Crop Losses to Insect Pests in a Warming Climate." *Science* 361(6405): 916–9. <https://doi.org/10.1126/science.aat3466>.
- Dominik, C., R. Seppelt, F. G. Horgan, J. Settele, and T. Václavík. 2018. "Landscape Composition, Configuration, and Trophic Interactions Shape Arthropod Communities in Rice Agroecosystems." *Journal of Applied Ecology* 55(5): 2461–72. <https://doi.org/10.1111/1365-2664.13226>.
- Eisenack, K., S. Villamayor-Tomas, G. Epstein, C. Kimmich, N. Magliocca, D. Manuel-Navarrete, C. Oberlack, M. Roggero, and D. Sietz. 2019. "Design and Quality Criteria for Archetype Analysis." *Ecology and Society* 24(3): e02663. <https://doi.org/10.5751/ES-10855-240306>.
- Fulton, E. A., F. Boschetti, M. Sporcic, T. Jones, L. R. Little, J. M. Dambacher, R. Gray, R. Scott, and R. Gorton. 2015. "A Multi-Model Approach to Engaging Stakeholder and Modellers in Complex Environmental Problems." *Environmental Science & Policy* 48: 44–56. <https://doi.org/10.1016/j.envsci.2014.12.006>.
- Gotelli, N. J., M. J. Anderson, H. T. Arita, A. Chao, R. K. Colwell, S. R. Connolly, D. J. Currie, et al. 2009. "Patterns and Causes of Species Richness: A General Simulation Model for Macroecology." *Ecology Letters* 12(9): 873–86. <https://doi.org/10.1111/j.1461-0248.2009.01353.x>.

- Hérault, B. 2007. "Reconciling Niche and Neutrality through the Emergent Group Approach." *Perspectives in Plant Ecology, Evolution and Systematics* 9(2): 71–8.
- Holland, J. M., J. C. Douma, L. Crowley, L. James, L. Kor, D. R. W. Stevenson, and B. M. Smith. 2017. "Semi-Natural Habitats Support Biological Control, Pollination and Soil Conservation in Europe. A Review." *Agronomy for Sustainable Development* 37(4): 31. <https://doi.org/10.1007/s13593-017-0434-x>.
- Holling, C. S. 1959. "Some Characteristics of Simple Types of Predation and Parasitism." *The Canadian Entomologist* 91(7): 385–98. <https://doi.org/10.4039/Ent91385-7>.
- Ings, T. C., J. M. Montoya, J. Bascompte, N. Blüthgen, L. Brown, C. F. Dormann, F. Edwards, et al. 2009. "Review: Ecological Networks – Beyond Food Webs." *Journal of Animal Ecology* 78(1): 253–69. <https://doi.org/10.1111/j.1365-2656.2008.01460.x>.
- Jonsson, T., R. Kaartinen, M. Jonsson, and R. Bommarco. 2018. "Predictive Power of Food Web Models Based on Body Size Decreases with Trophic Complexity." *Ecology Letters* 21(5): 702–12. <https://doi.org/10.1111/ele.12938>.
- Karp, D. S., R. Chaplin-Kramer, T. D. Meehan, E. A. Martin, F. DeClerck, H. Grab, C. Gratton, et al. 2018. "Crop Pests and Predators Exhibit Inconsistent Responses to Surrounding Landscape Composition." *Proceedings of the National Academy of Sciences* 115: E7863–70. <https://doi.org/10.1073/pnas.1800042115>.
- Khan, Z. R., C. A. O. Midega, J. O. Pittchar, A. W. Murage, M. A. Birkett, T. J. A. Bruce, and J. A. Pickett. 2014. "Achieving Food Security for One Million Sub-Saharan African Poor through Push–Pull Innovation by 2020." *Philosophical Transactions of the Royal Society B: Biological Sciences* 369(1639): 20120284. <https://doi.org/10.1098/rstb.2012.0284>.
- Kleijn, D., R. Bommarco, T. P. M. Fijen, L. A. Garibaldi, S. G. Potts, and W. H. van der Putten. 2019. "Ecological Intensification: Bridging the Gap between Science and Practice." *Trends in Ecology & Evolution* 34(2): 154–66. <https://doi.org/10.1016/j.tree.2018.11.002>.
- Landis, D. A., S. D. Wratten, and G. M. Gurr. 2000. "Habitat Management to Conserve Natural Enemies of Arthropod Pests in Agriculture." *Annual Review of Entomology* 45(1): 175–201. <https://doi.org/10.1146/annurev.ento.45.1.175>.
- Lavorel, S., S. Díaz, J. H. C. Cornelissen, E. Garnier, S. P. Harrison, S. McIntyre, J. G. Pausas, N. Pérez-Harguindeguy, C. Roumet, and C. Urcelay. 2007. "Plant Functional Types: Are We Getting Any Closer to the Holy Grail?" In *Terrestrial Ecosystems in a Changing World*, edited by J. G. Canadell, D. E. Pataki, and L. F. Pitelka, 149–64. Berlin and Heidelberg, Germany: Springer. https://doi.org/10.1007/978-3-540-32730-1_13.
- Lavorel, S., and E. Garnier. 2002. "Predicting Changes in Community Composition and Ecosystem Functioning from Plant Traits: Revisiting the Holy Grail." *Functional Ecology* 16(5): 545–56. <https://doi.org/10.1046/j.1365-2435.2002.00664.x>.
- Lavorel, S., and K. Grigulis. 2012. "How Fundamental Plant Functional Trait Relationships Scale-Up to Trade-Offs and Synergies in Ecosystem Services." *Journal of Ecology* 100(1): 128–40. <https://doi.org/10.1111/j.1365-2745.2011.01914.x>.
- Lechenet, M., F. Dessaint, G. Py, D. Makowski, and N. Munier-Jolain. 2017. "Reducing Pesticide Use While Preserving Crop Productivity and Profitability on Arable Farms." *Nature Plants* 3(3): 1–6. <https://doi.org/10.1038/nplants.2017.8>.
- Levers, C., D. Müller, K. Erb, H. Haberl, M. R. Jepsen, M. J. Metzger, P. Meyfroidt, et al. 2018. "Archetypical Patterns and Trajectories of Land Systems in Europe." *Regional Environmental Change* 18(3): 715–32. <https://doi.org/10.1007/s10113-015-0907-x>.
- Levins, R. 1966. "The Strategy of Model Building in Population Biology." *American Scientist* 54(4): 421–31.
- Levins, R. 1969. "Some Demographic and Genetic Consequences of Environmental Heterogeneity for Biological Control." *Bulletin of the Entomological Society of America* 15(3): 237–40. <https://doi.org/10.1093/besa/15.3.237>.
- Levins, R. 1998. "Qualitative Mathematics for Understanding, Prediction, and Intervention in Complex Ecosystems." In *Ecosystem Health*, edited by D. Rapport, R. Costanza, P. Epstein, C. Gaudet, and R. Levins, 178–204. Malden, USA: Blackwell Science.
- Levins, R. 2005. "How Cuba Is Going Ecological." *Capitalism Nature Socialism* 16(3): 7–25. <https://doi.org/10.1080/10455750500208706>.
- Levins, R., and B. B. Schultz. 1996. "Effects of Density Dependence, Feedback and Environmental Sensitivity on Correlations among Predators, Prey and Plant Resources: Models and Practical Implications." *Journal of Animal Ecology* 65(6): 802–12. <https://doi.org/10.2307/5678>.
- Magliocca, N. R., E. C. Ellis, G. R. H. Allington, A. de Bremond, J. Dell'Angelo, O. Mertz, P. Messerli, P. Meyfroidt, R. Seppelt, and P. H. Verburg. 2018. "Closing Global Knowledge Gaps: Producing Generalized Knowledge from Case Studies of Social-Ecological Systems." *Global Environmental Change* 50: 1–14. <https://doi.org/10.1016/j.gloenvcha.2018.03.003>.
- Malek, Ž., and P. H. Verburg. 2020. "Mapping Global Patterns of Land Use Decision-Making." *Global Environmental Change* 65: 102170. <https://doi.org/10.1016/j.gloenvcha.2020.102170>.
- Martin, E. A., M. Dainese, Y. Clough, A. Báldi, R. Bommarco, V. Gagic, M. P. D. Garratt, et al. 2019. "The Interplay of Landscape Composition and Configuration: New Pathways to Manage Functional Biodiversity and Agroecosystem Services across Europe." *Ecology Letters* 22(7): 1083–94. <https://doi.org/10.1111/ele.13265>.
- McGill, B. J. 2010. "Towards a Unification of Unified Theories of Biodiversity." *Ecology Letters* 13(5): 627–42. <https://doi.org/10.1111/j.1461-0248.2010.01449.x>.
- Messerli, P., A. Peeters, O. Schoenweger, V. Nanhthavong, and A. Heinemann. 2016. "Marginal Land or Marginal People?: Analysing Patterns and Processes of Large-Scale Land Acquisitions in South-East Asia." In *Large-Scale Land Acquisitions*, edited by P. Messerli, C. Gironde, and C. Golay, 136–71. Leiden, Netherlands: Brill. <https://www.jstor.org/stable/10.1163/j.ctt1w76v19.14>.
- Meyfroidt, P. 2016. "Approaches and Terminology for Causal Analysis in Land Systems Science." *Journal of Land Use Science* 11(5): 501–22. <https://doi.org/10.1080/1747423X.2015.1117530>.
- Meyfroidt, P., R. Chowdhury, A. de Bremond, E. C. Ellis, K.-H. Erb, T. Filatova, R. D. Garrett, et al. 2018. "Middle-Range Theories of Land System Change." *Global Environmental Change* 53: 52–67. <https://doi.org/10.1016/j.gloenvcha.2018.08.006>.
- Normile, D. 2013. "Vietnam Turns Back a 'Tsunami of Pesticides.'" *Science* 341(6147): 737–8. <https://doi.org/10.1126/science.341.6147.737>.

- Oberlack, C., D. Sietz, E. Bürgi Bonanomi, A. de Bremond, J. Dell'Angelo, K. Eisenack, E. Ellis, et al. 2019. "Archetype Analysis in Sustainability Research: Meanings, Motivations, and Evidence-Based Policy Making." *Ecology and Society* 24(2): 26. <https://doi.org/10.5751/ES-10747-240226>.
- Oerke, E.-C. 2006. "Crop Losses to Pests." *The Journal of Agricultural Science* 144(1): 31–43. <https://doi.org/10.1017/S0021859605005708>.
- Östman, Ö., B. Ekbom, and J. Bengtsson. 2003. "Yield Increase Attributable to Aphid Predation by Ground-Living Polyphagous Natural Enemies in Spring Barley in Sweden." *Ecological Economics* 45(1): 149–58. [https://doi.org/10.1016/S0921-8009\(03\)00007-7](https://doi.org/10.1016/S0921-8009(03)00007-7).
- Overmars, K. P., W. T. de Groot, and M. G. A. Huigen. 2007. "Comparing Inductive and Deductive Modeling of Land Use Decisions: Principles, a Model and an Illustration from the Philippines." *Human Ecology* 35(4): 439–52. <https://doi.org/10.1007/s10745-006-9101-6>.
- Palladino, P. 2013. *Entomology, Ecology and Agriculture: The Making of Science Careers in North America, 1885-1985*. Amsterdam, Netherlands: Routledge.
- Pedigo, L. P., and M. E. Rice. 2014. *Entomology and Pest Management*, Sixth ed. Long Grove, IL: Waveland Press.
- Pike, K. S., P. Starý, T. Miller, D. Allison, G. Graf, L. Boydston, R. Miller, and R. Gillespie. 1999. "Host Range and Habitats of the Aphid Parasitoid *Diaeretiella rapae* (Hymenoptera: Aphidiidae) in Washington State." *Environmental Entomology* 28(1): 61–71. <https://doi.org/10.1093/ee/28.1.61>.
- Pontarp, M., Å. Brännström, and O. L. Petchey. 2019. "Inferring Community Assembly Processes from Macroscopic Patterns Using Dynamic Eco-Evolutionary Models and Approximate Bayesian Computation (ABC)." *Methods in Ecology and Evolution* 10(4): 450–60. <https://doi.org/10.1111/2041-210X.13129>.
- Puccia, C. J., and R. Levins. 1985. *Qualitative Modeling of Complex Systems: An Introduction to Loop Analysis and Time Averaging*. Cambridge, MA: Harvard University Press.
- Raven, P. H., and D. L. Wagner. 2021. "Agricultural Intensification and Climate Change Are Rapidly Decreasing Insect Biodiversity." *Proceedings of the National Academy of Sciences of the United States of America* 118(2): e2002548117. <https://doi.org/10.1073/pnas.2002548117>.
- Segoli, M., and J. A. Rosenheim. 2012. "Should Increasing the Field Size of Monocultural Crops Be Expected to Exacerbate Pest Damage?" *Agriculture, Ecosystems & Environment* 150: 38–44. <https://doi.org/10.1016/j.agee.2012.01.010>.
- Seppelt, R., C. Arndt, M. Beckmann, E. A. Martin, and T. W. Hertel. 2020. "Deciphering the Biodiversity–Production Mutualism in the Global Food Security Debate." *Trends in Ecology & Evolution* 35: 1011–20. <https://doi.org/10.1016/j.tree.2020.06.012>.
- Seppelt, R., S. Lautenbach, and M. Volk. 2013. "Identifying Trade-Offs between Ecosystem Services, Land Use, and Biodiversity: A Plea for Combining Scenario Analysis and Optimization on Different Spatial Scales." *Current Opinion in Environmental Sustainability* 5(5): 458–63. <https://doi.org/10.1016/j.cosust.2013.05.002>.
- Sharp, R., H. Tallis, T. Ricketts, A. Guerry, S. Wood, R. Chaplin-Kramer, E. Nelson, D. Ennaanay, S. Wolny, and N. Olwero. 2014. *InVEST User's Guide*. Stanford, CA: The Natural Capital Project.
- Sietz, D., J. C. Ordoñez, M. T. J. Kok, P. Janssen, H. B. M. Hilderink, P. Tittonell, and H. V. Dijk. 2017. "Nested Archetypes of Vulnerability in African Drylands: Where Lies Potential for Sustainable Agricultural Intensification?" *Environmental Research Letters* 12(9): 095006. <https://doi.org/10.1088/1748-9326/aa768b>.
- Sterman, J. 2010. *Business Dynamics: Systems Thinking and Modeling for a Complex World*. Boston, MA: Irwin/McGraw-Hill.
- Tamburini, G., G. E. Santoiemma, M. O'Rourke, R. Bommarco, R. Chaplin-Kramer, M. Dainese, D. S. Karp, et al. 2020. "Species Traits Elucidate Crop Pest Response to Landscape Composition: A Global Analysis." *Proceedings of the Royal Society B: Biological Sciences* 287(1937): 20202116. <https://doi.org/10.1098/rspb.2020.2116>.
- Tscharntke, T., D. S. Karp, R. Chaplin-Kramer, P. Batáry, F. DeClerck, C. Gratton, L. Hunt, et al. 2016. "When Natural Habitat Fails to Enhance Biological Pest Control – Five Hypotheses." *Biological Conservation* 204: 449–58. <https://doi.org/10.1016/j.biocon.2016.10.001>.
- Tscharntke, T., A. M. Klein, A. Kruess, I. Steffan-Dewenter, and C. Thies. 2005. "Landscape Perspectives on Agricultural Intensification and Biodiversity – Ecosystem Service Management." *Ecology Letters* 8(8): 857–74. <https://doi.org/10.1111/j.1461-0248.2005.00782.x>.
- Tscharntke, T., J. M. Tylianakis, T. A. Rand, R. K. Didham, L. Fahrig, P. Batáry, J. Bengtsson, et al. 2012. "Landscape Moderation of Biodiversity Patterns and Processes—Eight Hypotheses." *Biological Reviews* 87(3): 661–85. <https://doi.org/10.1111/j.1469-185X.2011.00216.x>.
- Tschumi, M., M. Albrecht, M. H. Entling, and K. Jacot. 2015. "High Effectiveness of Tailored Flower Strips in Reducing Pests and Crop Plant Damage." *Proceedings of the Royal Society B: Biological Sciences* 282(1814): 20151369. <https://doi.org/10.1098/rspb.2015.1369>.
- Václavík, T., S. Lautenbach, T. Kuemmerle, and R. Seppelt. 2013. "Mapping Global Land System Archetypes." *Global Environmental Change* 23(6): 1637–47. <https://doi.org/10.1016/j.gloenvcha.2013.09.004>.
- Verburg, P. H., N. Crossman, E. C. Ellis, A. Heinimann, P. Hostert, O. Mertz, H. Nagendra, et al. 2015. "Land System Science and Sustainable Development of the Earth System: A Global Land Project Perspective." *Anthropocene* 12: 29–41. <https://doi.org/10.1016/j.ancene.2015.09.004>.
- Walton, L., G. Marion, R. S. Davidson, P. C. L. White, L. A. Smith, D. Gavier-Widen, L. Yon, D. Hannant, and M. R. Hutchings. 2016. "The Ecology of Wildlife Disease Surveillance: Demographic and Prevalence Fluctuations Undermine Surveillance." *Journal of Applied Ecology* 53(5): 1460–9. <https://doi.org/10.1111/1365-2664.12671>.
- Wood, S. A., D. S. Karp, F. DeClerck, C. Kremen, S. Naeem, and C. A. Palm. 2015. "Functional Traits in Agriculture: Agrobiodiversity and Ecosystem Services." *Trends in Ecology & Evolution* 30(9): 531–9. <https://doi.org/10.1016/j.tree.2015.06.013>.
- Woodward, G., and D. A. Bohan. 2013. *Ecological Networks in an Agricultural World*. London, UK: Academic Press.
- Yates, K. L., P. J. Bouchet, M. J. Caley, K. Mengersen, C. F. Randin, S. Parnell, A. H. Fielding, et al. 2018. "Outstanding Challenges

in the Transferability of Ecological Models.” *Trends in Ecology & Evolution* 33(10): 790–802. <https://doi.org/10.1016/j.tree.2018.08.001>.

Zakharova, L., K. M. Meyer, and M. Seifan. 2019. “Trait-Based Modelling in Ecology: A Review of Two Decades of Research.” *Ecological Modelling* 407: 108703. <https://doi.org/10.1016/j.ecolmodel.2019.05.008>.

SUPPORTING INFORMATION

Additional supporting information can be found online in the Supporting Information section at the end of this article.

How to cite this article: Alexandridis, Nikolaos, Glenn Marion, Rebecca Chaplin-Kramer, Matteo Dainese, Johan Ekroos, Heather Grab, Mattias Jonsson, et al. 2022. “Archetype Models Upscale Understanding of Natural Pest Control Response to Land-Use Change.” *Ecological Applications* 32(8): e2696. <https://doi.org/10.1002/eap.2696>