

Lawrence Berkeley National Laboratory

LBL Publications

Title

A Determination of the Spin and Parity of the $Y^*(1660)$

Permalink

<https://escholarship.org/uc/item/9bx750d8>

Authors

Eberhard, P

Pripstein, M

Shively, F T

et al.

Publication Date

1967-06-01

eg. 2

University of California Ernest O. Lawrence Radiation Laboratory

A DETERMINATION OF THE SPIN AND PARITY OF THE $\gamma_1^*(1660)$

P. Eberhard, M. Pripstein, F. T. Shively,
U. E. Kruse, and W. P. Swanson

June 1967

RECEIVED
LAWRENCE
RADIATION LABORATORY
SEP 11 1967
LIBRARY AND
DOCUMENTS SE

TWO-WEEK LOAN COPY
This is a Library Circulating Copy
which may be borrowed for two weeks.
For a personal retention copy, call
Tech. Info. Division, Ext. 5545

34

UCRL-17590 Rev.
eg. 2

DISCLAIMER

This document was prepared as an account of work sponsored by the United States Government. While this document is believed to contain correct information, neither the United States Government nor any agency thereof, nor the Regents of the University of California, nor any of their employees, makes any warranty, express or implied, or assumes any legal responsibility for the accuracy, completeness, or usefulness of any information, apparatus, product, or process disclosed, or represents that its use would not infringe privately owned rights. Reference herein to any specific commercial product, process, or service by its trade name, trademark, manufacturer, or otherwise, does not necessarily constitute or imply its endorsement, recommendation, or favoring by the United States Government or any agency thereof, or the Regents of the University of California. The views and opinions of authors expressed herein do not necessarily state or reflect those of the United States Government or any agency thereof or the Regents of the University of California.

Submitted to Physical Review

UCRL-17590 Rev.
Preprint

UNIVERSITY OF CALIFORNIA
Lawrence Radiation Laboratory
Berkeley, California

AEC Contract No. W-7405-eng-48

A DETERMINATION OF THE SPIN AND PARITY OF THE $Y_1^*(1660)$

P. Eberhard, M. Pripstein, F. T. Shively,
U. E. Kruse, and W. P. Swanson

June 1967

A DETERMINATION OF THE SPIN AND PARITY OF THE $Y_1^*(1660)^\dagger$

P. Eberhard, M. Pripstein, and F. T. Shively*

Lawrence Radiation Laboratory
University of California
Berkeley, California

and

U. E. Kruse and W. P. Swanson*

Physics Department
University of Illinois
Urbana, Illinois

June 1967

ABSTRACT

We report experimental evidence for a spin of $3/2$ and negative parity for the $Y_1^*(1660)$, based on a study of a production experiment, $K^-p \rightarrow Y_1^*(1660)^+ + \pi^- \rightarrow \Sigma^\pm \pi^\mp \pi^+ \pi^-$, in the region 2.1 to 2.7 GeV/c. The spin was determined by an Adair analysis of the $Y_1^*(1660)$ decay angular distributions, and the parity determination was based on a Dalitz-Miller type of analysis of the $Y_1^*(1660)$ decay into $\Sigma\pi\pi$, involving three interfering processes and some background.

Of the many established hyperon resonances, the $Y_1^*(1660)$ has a peculiar history in that although its existence has long since been established,^{1,2} attempts to measure its spin-parity quantum numbers have as yet been inconclusive, and in some instances have provided contradictory results.³ In this letter we report experimental evidence for a spin of $3/2$ and negative parity for the $Y_1^*(1660)$ or $\Sigma(1660)$.⁴ The data were obtained from an analysis of the reactions

$$K^- p \rightarrow \Sigma^+ \pi^+ \pi^- \pi^-, \quad (1)$$

$$K^- p \rightarrow \Sigma^- \pi^+ \pi^+ \pi^- \quad (12)$$

for incident K^- beam momenta in the region 2.1 to 2.7 GeV/c. The pictures were taken in the Berkeley 72-inch hydrogen bubble chamber and analyzed by use of the Alvarez Group program system.⁵ The exposure had a K^- path-length equivalent of about 20 events/ μb . We found 2814 and 2253 events which fitted Reactions (1) and (2), respectively. The events have been weighted to correct for biases in detecting short-lived and small-angle decay Σ 's. From this sample, we were able to select a rather large and clean subsample of the quasi-two-body reaction

$$K^- p \rightarrow \Sigma(1660)^+ + \pi^- \rightarrow \Sigma^\pm \pi^\mp \pi^+ \pi^- \quad (3)$$

by use of several criteria for the $(\Sigma\pi\pi)^+$ particle combinations:

(a) a $(\Sigma\pi\pi)^+$ mass selection; criterion: that the $(\Sigma\pi\pi)^+$ invariant mass be between 1.58 and 1.74 GeV;

(b) a $\Lambda(1405)$ selection; criterion: that the $(\Sigma\pi\pi)^+$ system include a $(\Sigma\pi)^0$ combination with an invariant mass between 1.36 and 1.45 GeV;⁶

(c) an angular selection; criterion: that the $(\Sigma\pi\pi)^+$ production angle with respect to the incident K^- in the c.m. system, θ^* , be such that $\cos \theta^* < -0.7$ for the events at 2.1 GeV/c and $\cos \theta^* < -0.8$ for the higher incident momenta (2.45 to 2.7 GeV/c).⁷

No event of Reaction (1) had more than one $\Sigma^+ \pi^+ \pi^-$ combination satisfying criteria (a) and (c) or (b) and (c) at the same time.

Figure 1a shows the $(\Sigma\pi\pi)^+$ mass plot of combinations satisfying criteria (b) and (c) only. A pronounced enhancement around 1.66 GeV is clearly visible above a rather small background. Figure 1b shows the $\Sigma^+ \pi^-$ mass distribution for events of Reaction (1) satisfying the criteria (a) and (c) only. It shows an enhancement at 1.405 GeV that demonstrates the dominance of the $[\Lambda(1405) + \pi]$ decay mode of the $\Sigma(1660)$, as reported previously but with smaller statistics.⁸

Spin Determination

In a formation experiment, Bastien and Berge⁹ studied the $\Sigma(1660)$ and concluded that its spin was not 1/2 but was most likely 3/2. Using the Adair analysis¹⁰ in our production experiment, we find spin 1/2 and spin 5/2 incompatible with our data, whereas the spin 3/2 hypothesis fits the data extremely well.

In Fig. 2 we used only those events with incident beam momenta in the region 2.45 to 2.7 GeV/c⁷ and satisfying the selection criteria (a) and (b). Figure 2a shows the decay angular distribution of the $\Sigma(1660)$ events whose production $\cos \theta^* \leq -0.9$, plotted as a function of the cosine of the angle α between the direction of the $(\Sigma\pi)^0$ system in the $(\Sigma\pi\pi)^+$ rest frame and the direction of the incident proton in the overall c.m.

system.¹¹ The predicted distributions for spin 1/2, 3/2, and 5/2 hypotheses, assuming the Adair condition¹⁰ is valid and the dominant decay mode is $[\Lambda(1405) + \pi]$ for these events, are shown in Fig. 2a normalized to the total number of events. The fit for either spin 1/2 or 5/2 has a χ^2 confidence level $\leq 0.1\%$, whereas the spin 3/2 hypothesis fits the data with a χ^2 confidence level of 50%.

The Adair analysis seems justified, as Fig. 2b shows that the production of $\Sigma(1660)$ does not tend to vanish or even decrease in the very backward direction but, on the contrary, most of the events are produced at the extreme backward angles. Moreover, the same type of decay distribution (not shown) as in Fig. 2a, but for the events of Fig. 2b lying between $\cos \theta^* = -0.9$ and $\cos \theta^* = -0.55$, shows much less anisotropy than the one of Fig. 2a. Therefore the distribution in Fig. 2a can be considered as having the features characteristic of the production at 180° where the Adair analysis is truly valid.

The predicted $\Sigma(1660)$ decay distributions for spin 3/2 and 5/2 are based on assumption of a spin 1/2 for the $\Lambda(1405)$, as determined by Kim.¹² It should be noted that in Fig. 2a each bin of the histogram represents a sum over all possible decay angles of the $(\Sigma\pi)^0$ system, so that interference effects between the $[\Lambda(1405) + \pi]$ decay mode and other decay modes with a $(\Sigma\pi)^0$ system of different spin-parity from that of the $\Lambda(1405)$ are integrated out, while those with the $(\Sigma\pi)^0$ system having the same spin-parity as the $\Lambda(1405)$ give the same predictions as shown in Fig. 2a for the $[\Lambda(1405) + \pi]$ decay mode alone.

Henceforth, spin 3/2 is assumed in this paper.

Parity Determination

Previous efforts³ to measure the parity of the $\Sigma(1660)$, in both formation^{13, 14} and production¹⁵⁻¹⁷ experiments, have yielded some contradictory results.¹⁸

Our method consists essentially of a Dalitz-Miller type of analysis²⁰ of the $\Sigma(1660)$ decay, which predicts a depopulation of events for negative parity and a relative enhancement of events for positive parity about the point on the Dalitz plot where the Σ^- is at rest in the $\Sigma^- \pi^+ \pi^+$ rest frame.²¹ We call that point the strategic point from now on. More specifically, we consider the distributions of the Σ^\pm , π^\mp , and π^+ particles with respect to each other in the $(\Sigma\pi\pi)^+$ combination satisfying criteria (a) and (c) and compare them with the predictions²² when negative or positive parity is assumed for the $\Sigma(1660)$. Those predictions are expected to be very different around the strategic point. Only information pertaining directly to the $\Sigma(1660)$ decay properties is included in the analysis,²³ and any information that would depend also on the production mechanism is ignored.

The $\Sigma(1660)$ decay into $\Sigma^+ \pi^+ \pi^-$ and $\Sigma^- \pi^+ \pi^+$ was considered to occur via a π^+ and a $(\Sigma\pi)^0$ system, which is the superposition of three states, namely:

- I, $\Lambda(1405)$ with spin 1/2, negative parity, isospin 0;¹²
- II, a nonresonant $(\Sigma\pi)^0$ system [i. e., a matrix element independent of the $(\Sigma\pi)^0$ mass] with spin 1/2, negative parity, isospin 1 -- analogous to that deduced by Humphrey and Ross in the analysis of $K^- + p \rightarrow \Sigma^\pm \pi^\mp$;²⁴ and
- III, $\Sigma(1385)^0$ with spin 3/2, positive parity, isospin 1.

Those three states involve three decay processes in interference with one another. In the $\Sigma^-\pi^+\pi^+$ combinations, there are two possible $(\Sigma\pi)^0$ systems, and the resulting matrix element has been symmetrized according to Bose statistics. In addition, we considered that some of the $(\Sigma\pi\pi)^+$ combinations in our sample were due to background processes not involving the $\Sigma(1660)$ resonance. Because most of them are $(\Sigma\pi\pi)^+$ systems of different spin-parity from that of the $\Sigma(1660)$, they were considered as not interfering with processes I, II, and III, and they are of the following types:

IV, the bulk of background events in the sample of $\Sigma^+\pi^+\pi^-$, approximated by a phase-space distribution;

V, a phase-space background for the $\Sigma^-\pi^+\pi^+$ system that could be different in magnitude from that in process IV because the reflections of other final-state resonances in Reactions (1) and (2) are different;

VI, $\Lambda(1520) + \pi^+$ phase-space distribution followed by a $\Lambda(1520)$ decay into $\Sigma^\pm\pi^\mp$ with a branching ratio expected from the ratio of available phase space and a $\Lambda(1520)$ width of 20 MeV.

A complete mathematical description of the model is given in reference 22.

Process I has been shown as the dominant one;⁸ however, if it were the only process in the $\Sigma(1660)$ decay, the ratio of Σ^+/Σ^- events in our sample would be expected to be between 1.1 and 1.2, and not 1.8 as found experimentally by us and by others.^{16, 25} A combination of Processes I, III, IV, V, and VI alone cannot adjust that ratio and still explain the rest of the data. Process II, though, can adjust that ratio without perturbing any other distribution substantially. Process III, on the other hand, distorts the distribution on the Dalitz plot and changes

the prediction around the strategic point, as seen in Fig. 3, where two curves for the positive-parity hypothesis are shown, resulting from two fits--one with and one without introducing Process III.²⁶ The presence of Processes IV through VI is evident when one looks at distributions (not shown) of events when the $(\Sigma\pi\pi)$ mass is > 1.74 GeV and selection (c) but not (b) is made.

Alternative modes were considered for Processes II and III, where the $(\Sigma\pi\pi)^+$ system had the same spin-parity as the $\Sigma(1660)$, hence interfering with Process I, but was not resonating at a $(\Sigma\pi\pi)$ mass of 1660 MeV.²⁷ Process II always gave a much worse fit to the data when the alternative mode [i. e., as non- $\Sigma(1660)$ background] was considered, whether Process III was in an alternative mode or not. Process III gave a slightly worse fit for the alternative mode in both cases of parity. The curves on Figs. 1 and 3 all correspond to Processes II and III considered as decay modes of the $\Sigma(1660)$.

The intensities²² of Processes I through VI and relative phases of Processes I, II, and III were adjusted to fit at the same time the $660 \Sigma^+\pi^+\pi^-$ and the $\Sigma^-\pi^+\pi^+$ combinations satisfying criterion (c) and $\Sigma\pi\pi$ mass range from 1.58 to 1.86 GeV. The reason for using a broader selection than selection (a) is to improve the determination of the parameters controlling Processes IV, V, and VI.

Results of the Parity Fit

The width of the $\Lambda(1405)$ was first considered as 35 MeV and the $\Sigma(1660)$ width as 60 MeV. Then the $\Lambda(1405)$ width was added as a new parameter. When the $\Sigma(1660)$ parity was considered as negative, the best estimate became approximately 50 MeV whether or not Processes II and(or) III were considered with their alternative mode. For positive parity of the $\Sigma(1660)$, the best estimate stayed around 35 MeV for all cases.

The $\Lambda(1405)$ width was then fixed at its best value for each case of parity and the $\Sigma(1660)$ width was adjusted. The best estimate for it became about 80 MeV in all cases for negative parity and 110 MeV for positive parity.

In either parity case, the natural logarithm of the likelihood²⁸ \mathcal{L} decreases by more than 7.3 if Process III is turned off, by more than 15 if both Processes II and III are turned off. These results illustrate the necessity of including interference effects between Processes I and II and between I and III, for the events around the $\Sigma(1660)$ mass.

More important is the difference between the logarithm of \mathcal{L} obtained for the positive and negative-parity hypotheses. The difference always favors negative parity. For the best fit for both parity assignments, that difference is 13.5.²⁸ For the constrained fits--that is, when the fits were constrained by either turning off Process III, or Processes II and III and/or constraining the width of the $\Lambda(1405)$ to be 35 MeV and the $\Sigma(1660)$ width to be 60 MeV--the difference was always greater than 11, favoring negative parity.

We also constructed a χ^2 to compare the probability distributions for both parity assignments.^{29,30} We computed the χ^2 for the sample used in the fit [$\Sigma\pi\pi$ mass included between 1.58 and 1.86 GeV and criterion (c)] and for the more restricted sample satisfying selection criteria (a) (i. e., $\Sigma\pi\pi$ mass between 1.58 and 1.74 GeV) and (c). Both χ^2 were similar in each case and we quote here the χ^2 referring to the smaller sample, i. e., satisfying criteria (a) and (c). Comparing the best fits of each parity assignment, we obtain a χ^2 of 17.5 for an

expected χ^2 of 1 if the positive parity hypothesis was correct.²⁹ For the constrained fits, described in the previous paragraph, the χ^2 for positive parity are always greater than 15.4.²⁹ On the other hand, the best fit for the negative-parity hypothesis has a χ^2 of 0.1 for an expected χ^2 of 1, and all the constrained fits have χ^2 less than 2.3.³⁰ We conclude therefore that the parity of the $\Sigma(1660)$ is negative.

From the best fit for negative parity we obtain the following results for the amounts of the various processes, expressed as a percentage of the total numbers of events in our $\Sigma(1660)$ sample defined by selection criteria (a) and (c):

69% for $\Sigma(1660) \rightarrow [\Lambda(1405) + \pi]$ (i. e., Process I),

4% for $\Sigma(1660) \rightarrow [(\Sigma^\pm \pi^\mp)_{I=1} \text{ S-wave} + \pi^\pm]$ (i. e., Process II),

5% for $[\Sigma(1385) + \pi]$ background (i. e., Process III)

17% for the total noninterfering background (Processes IV-VI),

+11% for the amount of interference between various processes in the Σ^+ events,

-6% for the amount of interference between various processes in the Σ^- events.

As an independent check of our model, we have calculated from the results of a study³¹ of the reaction $K^- p \rightarrow \Lambda \pi^+ \pi^- \pi^0$, in the same bubble chamber exposure, that the amount of $[\Sigma(1385) + \pi]$ in our data sample should be $\leq 5.3\%$, which is consistent with the result for Process III from our best fit.

Finally, we plotted for each fit, --using the program FAKE³²-- the distributions expected for various invariants in the $(\Sigma\pi\pi)^+$ system and compared them with the data for real events satisfying criteria

(a) and (c). Some of the curves for the best fits are shown along with the histograms in Figs. 1 and 3. All positive-parity predictions--for the best fit and for the constrained fits--fitted the data poorly, especially in the bins of the histograms corresponding to the strategic point on the Dalitz plot.²¹ With our determination of the widths and with all Processes I through VI turned on, the best fit for negative parity is acceptable on every histogram (including the many histograms not shown) while the expectations for the other cases fit poorly at one region or another of our data.

Conclusions

1. The spin of the $\Sigma(1660)$ is $3/2$ if the Adair analysis is valid for our data.
2. The $\Sigma(1660)$ parity is negative if our model with Processes I through VI can approximate the mechanism of decay $\Sigma(1660) \rightarrow \Sigma\pi\pi$ and the background in our sample.
3. The decay mode $\Sigma(1660) \rightarrow \Sigma\pi\pi$ is dominated by the process $\Sigma(1660) \rightarrow \Lambda(1405) + \pi$.
4. The decay $\Sigma(1660) \rightarrow \Sigma\pi\pi$ cannot be characterized solely by the $\Lambda(1405) + \pi$ decay mode. Our model gives an excellent fit to the data for negative parity.
5. Our best estimate for the width of the $\Lambda(1405)$ is 50 ± 8 MeV.
6. Our best estimate for the $\Sigma(1660)$ width is 75 ± 10 MeV.

We acknowledge with pleasure the continuing stimulus and support of Professor Luis W. Alvarez and the essential work of the Bubble Chamber Operating Group under the direction of R. D. Watt. Three of us (M. P., W. P. S., and U. E. K.) would also like to thank Professor Edwin Goldwasser for his encouragement. We are indebted to Professor J. D. Jackson for many stimulating discussions.

Footnotes and References

† Work sponsored by the U. S. Atomic Energy Commission.

* Present address: Faculté des Sciences Institute de Physique Nucleaire, Paris 5, France.

* Present address: DESY, Hamburg, Germany.

1. G. Alexander, L. Jacobs, G. R. Kalbfleisch, D. H. Miller, G. A. Smith, and J. Schwartz, in Proceedings of the International Conference on High-Energy Nuclear Physics, Geneva, 1962 (CERN Scientific Information Service, Geneva, Switzerland, 1962), p. 373.
2. L. W. Alvarez, M. H. Alston, M. Ferro-Luzzi, D. O. Huwe, G. R. Kalbfleisch, D. H. Miller, J. J. Murray, A. H. Rosenfeld, J. B. Shafer, F. T. Solmitz, and S. G. Wojcicki, Phys. Rev. Letters 10, 184 (1963).
3. A Review of the experimental situation regarding the $Y_1^*(1660)$ spin and parity is given in the rapporteur's talk by M. Ferro-Luzzi in Proceedings of the XIIIth International Conference on High-Energy Physics, Berkeley, September 1966 (University of California Press, Berkeley, 1967), p. 183.
4. We will hence forth use this notation of A. H. Rosenfeld, A. Barbaro-Galtieri, W. J. Podolsky, L. R. Price, P. Soding, S. G. Wohl, M. Roos, and W. J. Willis, Rev. Mod. Phys. 39, 1 (1967).
5. A. H. Rosenfeld and W. E. Humphrey, Ann. Rev. Nucl. Sci. 13, 103 (1963).

6. In the $\Sigma^- \pi^+ \pi^+$ system, where there are two possible $(\Sigma^- \pi^+)$ pairs, the selection criterion is that either pair have a mass in the $\Lambda(1405)$ region.
7. These $\cos \theta^*$ cuts were chosen because they give an optimum $\Sigma(1660)$ signal over the background. The $\Sigma(1660)$ production distribution is more sharply peaked at 2.45 to 2.7 GeV/c than at 2.1 GeV/c, therefore the higher-momentum data are better suited to Adair analysis.
8. P. Eberhard, F. T. Shively, R. R. Ross, D. M. Siegel, J. R. Ficenec, R. I. Hulsizer, D. W. Mortara, M. Pripstein, and W. P. Swanson, Phys. Rev. Letters 14, 466 (1965).
9. P. L. Bastien and J. P. Berge, Phys. Rev. Letters 10, 188 (1963).
10. R. Adair, Phys. Rev. 100, 1540 (1955).
11. For those $\Sigma^- \pi^+ \pi^+$ events which have both $\Sigma^- \pi^+$ combinations in the $\Lambda(1405)$ mass region, both combinations were plotted with a weight of one-half assigned to each combination.
12. J. K. Kim, Phys. Rev. Letters 14, 29 (1965).
13. M. Taher-Zadeh, D. J. Prowse, P. E. Schlein, W. E. Slater, D. H. Stork, and H. K. Ticho, Phys. Rev. Letters 11, 470 (1963).
14. D. Berley, P. L. Connolly, E. L. Hart, D. C. Rahm, D. L. Stonehill, W. B. Thevenet, W. J. Willis, and S. S. Yamamoto, in Proceedings of the XIIth International Conference on High Energy Physics, Dubna, 1964, I, 565 (1964).

15. A. Leveque, M. Ville, P. J. Negus, W. M. Blair, A. L. Grant, I. S. Hughes, R. M. Turnbull, A. A. Z. Ahmad, S. Baker, L. Celnikier, S. Misbahuddin, I. O. Skillicorn, J. G. Loken, R. L. Sekulin, J. H. Mulvey, A. R. Atherton, G. B. Chadwick, W. T. Davies, J. H. Field, P. M. D. Gray, D. E. Lawrence, L. Lyons, A. Oxley, C. A. Wilkinson, C. M. Fisher, E. Pickup, L. K. Rangan, J. M. Scarr, and A. M. Segar, *Phys. Letters* 18, 69 (1965).
16. G. W. London, R. R. Rau, N. P. Samios, S. S. Yamamoto, M. Goldberg, S. Lichtman, M. Prime, and J. Leitner, *Phys. Rev.* 143, 1034 (1966).
17. Y. Y. Lee, D. D. Reeder, and R. W. Hartung, *Phys. Rev. Letters* 17, 45 (1966).
18. Attempts to determine the $\Sigma(1660)$ parity by using its $\Lambda\pi$ decay mode in formation experiments (Refs. 13, 14) have led to contradictory results, due principally to its small decay branching ratio into $\Lambda\pi$ and the presence of relatively large nonresonant amplitudes. Other attempts have been made in production experiments (Refs. 16, 17) using the $[\Lambda(1405) + \pi]$ decay mode and comparing the spin alignment of the $\Sigma(1660)$ to the prediction for either parity hypothesis according to a K^* exchange model. Those determinations (favoring negative parity) are based on the ^{assumption that a} magnetic dipole transition would dominate the $K^*-p-\Sigma(1660)$ vertex if the $\Sigma(1660)$ parity were positive. However, an electric quadrupole transition (which wasn't mentioned) at that vertex would be allowed for positive parity and would produce an

alignment compatible with their data (Ref. 19). Finally, attempts to determine the $\Sigma(1660)$ parity using a Dalitz and Miller analysis of the $\Sigma^- \pi^+ \pi^+$ Dalitz plot of the $\Sigma(1660)$ have suffered from a lack of statistics (Refs. 15, 16).

19. Professor J. D. Jackson (University of Illinois), private communication.
20. R. H. Dalitz and D. H. Miller, Phys. Rev. Letters 6, 562 (1961).
21. In the events of our whole sample, the Σ particles have lab momenta between 400 and 1200 MeV/c. When an event is situated at the strategic point, the Σ^- lab momentum is about 700 MeV/c. The weights of our events around 700 MeV/c do not indicate any singularity in the Σ^- detection efficiency. No singularity is expected there and our results should be insensitive to small errors in computing the weights.
22. Philippe Eberhard and Morris Pripstein, Model for the Decay $\Sigma(1660) \rightarrow \Sigma \pi \pi$, Lawrence Radiation Laboratory Report UCRL-17682, July 1967.
23. These decay properties are independent of the $\Sigma(1660)$ density matrix and hence are independent of the production process, production angle, and beam momentum. Combining data obtained in different conditions of production, one still deals with the same distributions for the $\Sigma(1660)$ decay and with an average contribution of the background terms.
24. W. E. Humphrey and R. R. Ross, Phys. Rev. 127, 1305 (1962).
25. W. E. Slater, P. M. Dauber, P. E. Schlein, D. H. Stork, and H. K. Ticho, Bull. Am. Phys. Soc. 10, 1196 (1965).

26. Therefore the presence of Process III can quite possibly simulate the wrong $\Sigma(1660)$ parity assignment if it is ignored in the $\Sigma^- \pi^+ \pi^+$ Dalitz-plot analysis. A proper analysis of this process requires that the Σ^+ data as well as the Σ^- data be fitted, since the interference term between Processes I and III has opposite sign for the Σ^+ and Σ^- events.
27. Our model here assumes that the effect of the processes in their alternative modes can be averaged over all production angles and beam momenta. This is valid if these processes act mainly via their interference with the $\Sigma(1660)$ decay. None of the fits attributed more than 6% of the events to the noninterfering term of any process in its alternative mode, in agreement with the above condition.
28. Since we are dealing with weighted events, we used a likelihood such that its natural logarithm is of the form

$$\sum_n (W_n \ln p_n) / \bar{W},$$

where W_n and p_n are the weight and probability, respectively, of the n th event, and \bar{W} is the average weight ($\bar{W} = 1.28$ for our events).

29. The χ^2 is defined as follows:

$$\chi^2 = \left(\sum_n q_n \right)^2 / \sum_n q_n^2,$$

with $q_n = W_n [p^-(\tau_n) - p^+(\tau_n)] / p^+(\tau_n)$.

The summation over n extends to all events of the sample. W_n is the weight of the n th event and τ_n its configuration. $p^-(\tau) [p^+(\tau)]$ is the probability function of the configuration τ , for the parameters determined by a fit, when parity minus [plus] is assumed.

If $p^+(\tau)$ were the true distribution of the weighted events, then $\sum_n q_n$ would have an expectation value equal to

$$\left(\begin{array}{c} \text{normalization} \\ \text{factor} \end{array} \right) \times \int \frac{p^-(\tau) - p^+(\tau)}{p^+(\tau)} p^+(\tau) d\tau = 0.$$

The standard deviation would then be approximated by $(\sum_n q_n^2)^{1/2}$ and our χ^2 would have a one-degree-of-freedom probability distribution. The exact expressions for $p^-(\tau)$ and $p^+(\tau)$ are given in Ref. 22.

30. If $p^-(\tau_n)$ and $p^+(\tau_n)$ are interchanged in the definition of q_n (hence in the definition of χ^2) in Ref. 29, then $\sum_n q_n$ is expected to be zero and χ^2 is expected to have a one-degree-of-freedom χ^2 distribution if the negative parity hypothesis is true.

31. Daniel M. Siegel (Lawrence Radiation Laboratory), private communication.

32. G. R. Lynch, Program FAKE: Monte Carlo Simulation of Bubble Chamber Events, Lawrence Radiation Laboratory Report UCRL-10335, July 1962 (unpublished).

Figure Captions

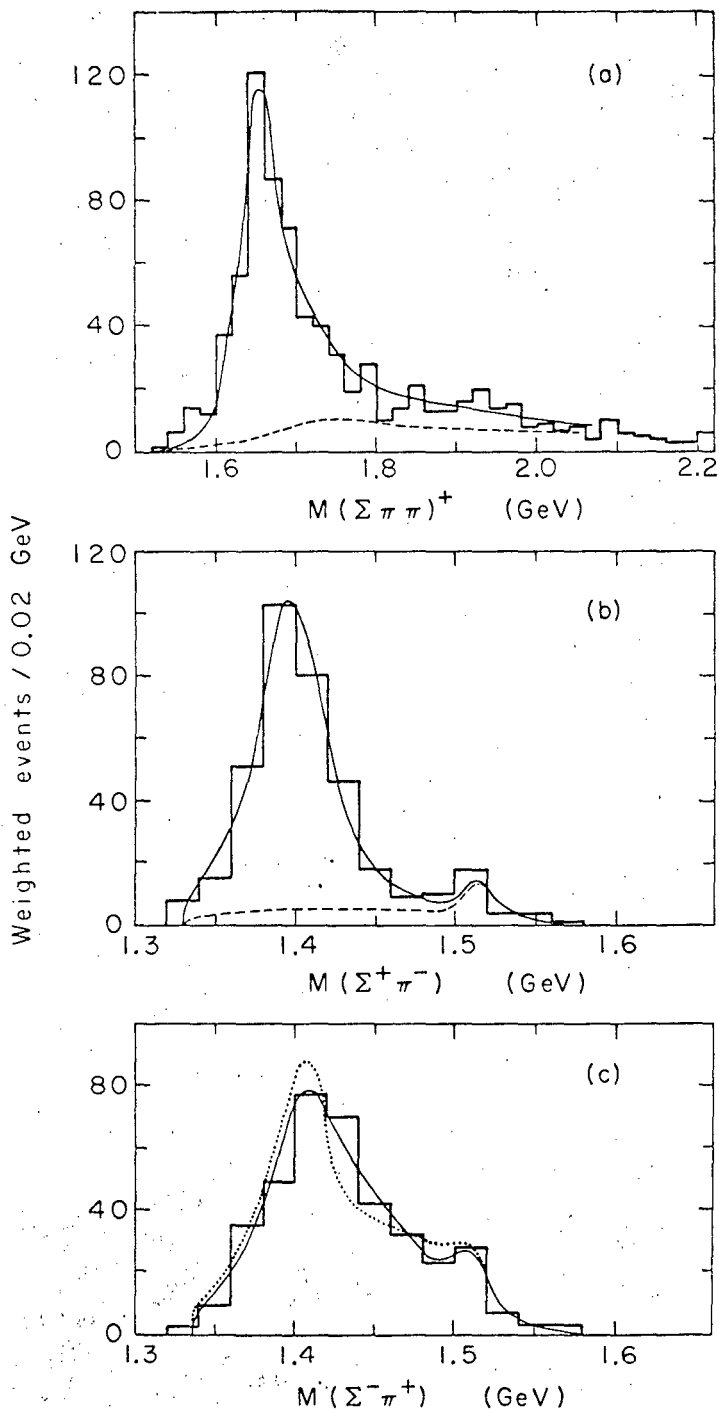
- Fig. 1. a. Mass plot of the $(\Sigma\pi\pi)^+$ system satisfying selection criteria (b) and (c);
- b. Mass plot of the $(\Sigma^+\pi^-)$ system satisfying selection criteria (a) and (c);
- c. Mass plot of the $(\Sigma^-\pi^+)$ system satisfying selection criteria (a) and (c), two combinations plotted per event.

The solid curves are the results of the best fit for the negative parity hypothesis for the $\Sigma(1660)$. The dashed curves in a and b are the corresponding estimates of the non- $\Sigma(1660)$ background, and the dotted curve in c is the result of the best fit for positive parity for the $\Sigma(1660)$.

- Fig. 2. $\Sigma(1660)$ angular distributions for incident K^- beam momenta in the region 2.45 to 2.7 GeV/c and satisfying selection criteria (a) and (b).

- a. Decay angular distribution plotted as a function of the Adair angle as defined in the text, for events whose production $\cos \theta^* \leq -0.9$ (Ref. 11). The curves represent the predictions of the different spin hypotheses as labeled.
- b. Production $\cos \theta^*$ distribution.

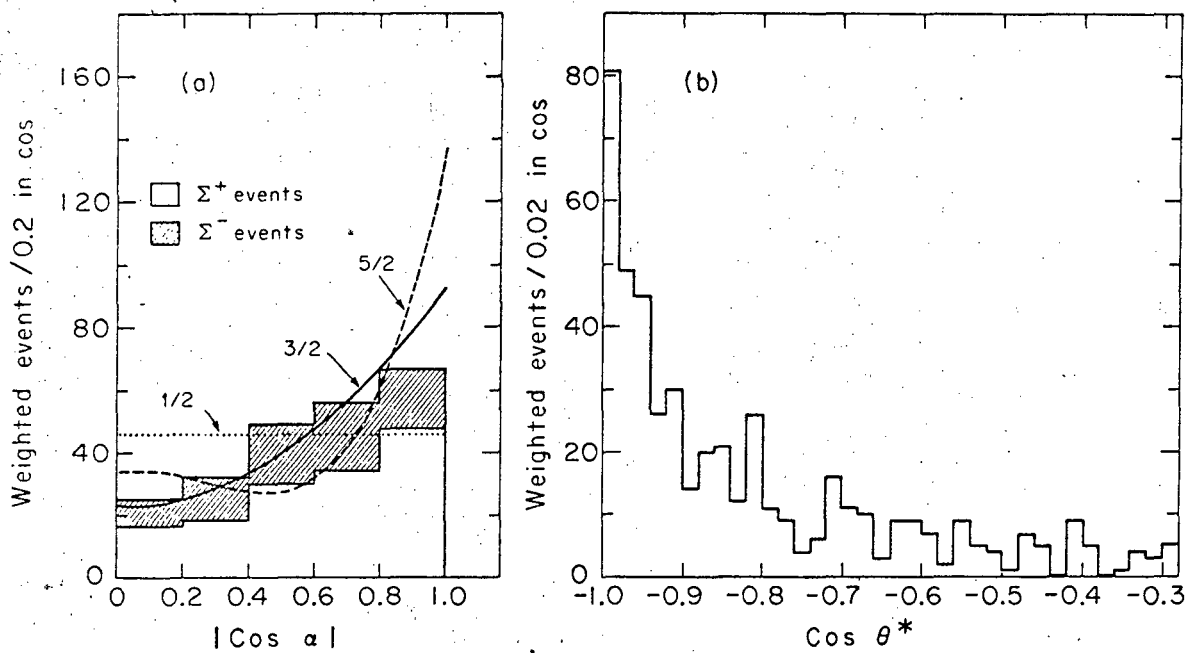
- Fig. 3. Distribution of Σ^- kinetic energy in the $\Sigma^-\pi^+\pi^+$ rest frame for $\Sigma(1660)$ events satisfying selection criteria (a) and (c) defined in the text. The solid curve is the result of the best fit for the negative parity hypothesis. The dashed curve is the result of the best fit for positive parity and the dotted curve corresponds to the fit for positive parity but with Process III turned off.



XBL675-3215

Fig. 1

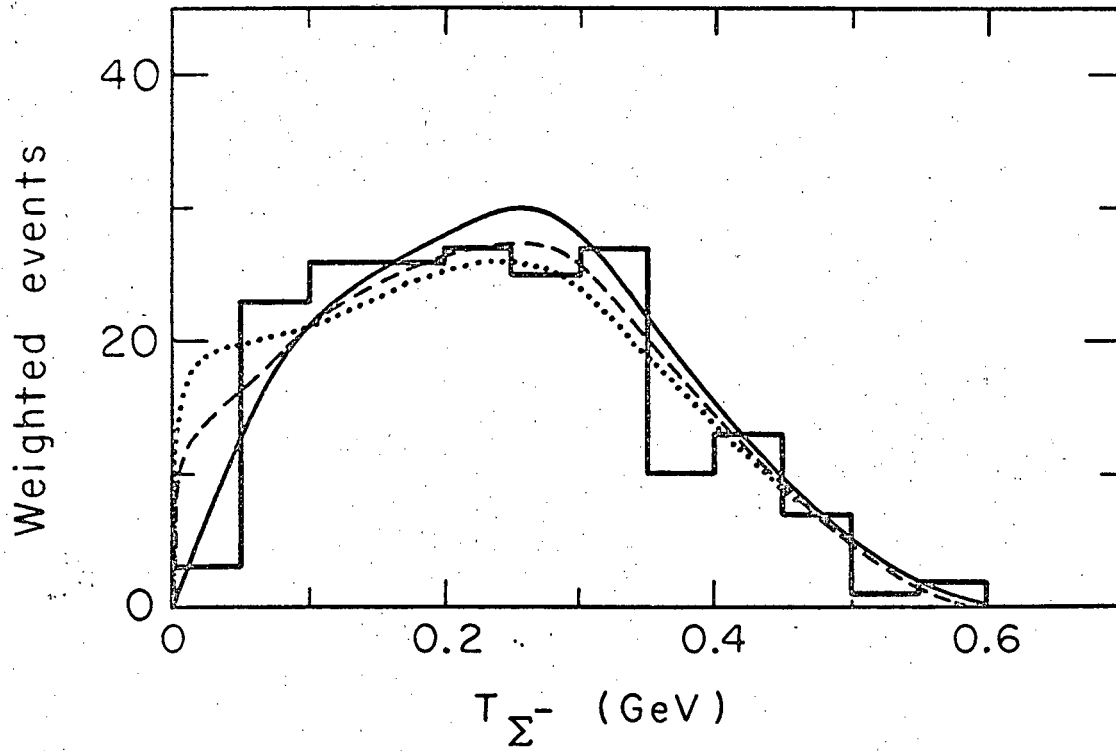
291



XBL675-3216

Fig. 2

242



XBL675-3217

Fig. 3

Fig 3

This report was prepared as an account of Government sponsored work. Neither the United States, nor the Commission, nor any person acting on behalf of the Commission:

- A. Makes any warranty or representation, expressed or implied, with respect to the accuracy, completeness, or usefulness of the information contained in this report, or that the use of any information, apparatus, method, or process disclosed in this report may not infringe privately owned rights; or
- B. Assumes any liabilities with respect to the use of, or for damages resulting from the use of any information, apparatus, method, or process disclosed in this report.

As used in the above, "person acting on behalf of the Commission" includes any employee or contractor of the Commission, or employee of such contractor, to the extent that such employee or contractor of the Commission, or employee of such contractor prepares, disseminates, or provides access to, any information pursuant to his employment or contract with the Commission, or his employment with such contractor.

