

UC San Diego

UC San Diego Previously Published Works

Title

Quantifying population-level health benefits and harms of e-cigarette use in the United States

Permalink

<https://escholarship.org/uc/item/9cz7x2f2>

Journal

PLOS ONE, 13(3)

ISSN

1932-6203

Authors

Soneji, Samir S
Sung, Hai-Yen
Primack, Brian A
[et al.](#)

Publication Date

2018

DOI

10.1371/journal.pone.0193328

Peer reviewed

RESEARCH ARTICLE

Quantifying population-level health benefits and harms of e-cigarette use in the United States

Samir S. Soneji^{1,2*}, Hai-Yen Sung³, Brian A. Primack⁴, John P. Pierce^{5,6}, James D. Sargent^{1,2}

1 Norris Cotton Cancer Center, Geisel School of Medicine at Dartmouth, Lebanon, NH, United States of America, **2** Dartmouth Institute for Health Policy & Clinical Practice, Geisel School of Medicine at Dartmouth, Lebanon, NH, United States of America, **3** Institute for Health & Aging, School of Nursing, University of California, San Francisco, San Francisco, CA, United States of America, **4** Division of General Internal Medicine, Department of Medicine, School of Medicine, University of Pittsburgh, Pittsburgh, PA, United States of America, **5** Moores Cancer Center, University of California, San Diego, San Diego, CA, United States of America, **6** Department of Family Medicine & Public Health, University of California, San Diego, San Diego, CA, United States of America

* samir.soneji@dartmouth.edu



OPEN ACCESS

Citation: Soneji SS, Sung H-Y, Primack BA, Pierce JP, Sargent JD (2018) Quantifying population-level health benefits and harms of e-cigarette use in the United States. *PLoS ONE* 13(3): e0193328. <https://doi.org/10.1371/journal.pone.0193328>

Editor: Mark Allen Pershouse, University of Montana, UNITED STATES

Received: April 24, 2017

Accepted: February 8, 2018

Published: March 14, 2018

Copyright: © 2018 Soneji et al. This is an open access article distributed under the terms of the [Creative Commons Attribution License](https://creativecommons.org/licenses/by/4.0/), which permits unrestricted use, distribution, and reproduction in any medium, provided the original author and source are credited.

Data Availability Statement: All relevant data have been uploaded to the Harvard Dataverse and are accessible using the following DOI: [10.7910/DVN/6UNLQM](https://doi.org/10.7910/DVN/6UNLQM).

Funding: This work was supported by the National Institutes of Health [R21CA197912 to S.S., R01-CA077026 to J.S., R01-CA140150 and R21-CA185767 to B.P., and R01-CA190347 to J.P.P.]. The funders had no role in study design, data collection and analysis, decision to publish, or preparation of the manuscript.

Abstract

Background

Electronic cigarettes (e-cigarettes) may help cigarette smokers quit smoking, yet they may also facilitate cigarette smoking for never-smokers. We quantify the balance of health benefits and harms associated with e-cigarette use at the population level.

Methods and findings

Monte Carlo stochastic simulation model. Model parameters were drawn from census counts, national health and tobacco use surveys, and published literature. We calculate the expected years of life gained or lost from the impact of e-cigarette use on smoking cessation among current smokers and transition to long-term cigarette smoking among never smokers for the 2014 US population cohort.

Results

The model estimated that 2,070 additional current cigarette smoking adults aged 25–69 (95% CI: -42,900 to 46,200) would quit smoking in 2015 and remain continually abstinent from smoking for ≥ 7 years through the use of e-cigarettes in 2014. The model also estimated 168,000 additional never-cigarette smoking adolescents aged 12–17 and young adults aged 18–29 (95% CI: 114,000 to 229,000), would initiate cigarette smoking in 2015 and eventually become daily cigarette smokers at age 35–39 through the use of e-cigarettes in 2014. Overall, the model estimated that e-cigarette use in 2014 would lead to 1,510,000 years of life lost (95% CI: 920,000 to 2,160,000), assuming an optimistic 95% relative harm reduction of e-cigarette use compared to cigarette smoking. As the relative harm reduction decreased, the model estimated a greater number of years of life lost. For example, the model estimated -1,550,000 years of life lost (95% CI: -2,200,000 to -980,000) assuming an

Competing interests: The authors have declared that no competing interests exist.

approximately 75% relative harm reduction and -1,600,000 years of life lost (95% CI: -2,290,000 to -1,030,000) assuming an approximately 50% relative harm reduction.

Conclusions

Based on the existing scientific evidence related to e-cigarettes and optimistic assumptions about the relative harm of e-cigarette use compared to cigarette smoking, e-cigarette use currently represents more population-level harm than benefit. Effective national, state, and local efforts are needed to reduce e-cigarette use among youth and young adults if e-cigarettes are to confer a net population-level benefit in the future.

Introduction

The use of electronic cigarettes (e-cigarettes) has become intensely controversial since their introduction to the US in 2007 [1–7]. E-cigarettes might help the 40 million current adult cigarette smokers quit—the vast majority of whom want to stop smoking completely—by delivering nicotine with the same sensory experience as combustible, or traditional, cigarettes but without inhalation of as many toxicants [8–12]. Conversely, e-cigarettes might facilitate the transition to traditional cigarette smoking among never-smoking adolescents and young adults [13–21]. This harm is potentially substantial because youth e-cigarette use has risen rapidly over time [6,22,23]. For example, past 30-day use of e-cigarettes increased from 1.5% in 2011 to 11.3% in 2016 among high school students and exceeded their level of past 30-day use of traditional cigarettes (8.0% in 2016) [24].

The controversy over e-cigarettes persists because we do not yet know if e-cigarette use results in more benefit than harm at the population level [25–27]. This uncertainty creates a quandary for the US Food and Drug Administration (FDA), which recently asserted its regulatory authority over e-cigarettes and developed regulations to promote their safety and limit youth appeal [28]. Quantifying the balance of benefits and harms of e-cigarette use requires simultaneous accounting of the additional number of (1) current cigarette smokers who will quit through the use of e-cigarettes and (2) never-cigarette smokers who will initiate cigarette smoking through the use of e-cigarettes, a substantial proportion of whom may become long-term daily cigarette smokers. A recent study concluded a net population-level health benefit under a scenario in which e-cigarette use increases in the future only among cigarette smokers interested in quitting, and net harm under a scenario in which e-cigarette use increases in the future only among youth who would have never smoked [29]. A second study modeled future cigarette and e-cigarette use patterns over the next decade for young adults aged 18–24 years and concluded that e-cigarette use would have a limited impact on the prevalence of current cigarette smoking [30]. However, this study did not assess the effect of e-cigarette use among adolescents or adults aged ≥ 25 years. A third study estimated the population impact of e-cigarettes on smoking cessation and found e-cigarettes could increase the number of smokers who successfully quit for one year. However, this study also did not assess the effect of e-cigarette use among adolescents [31]. Thus, these last two studies could not determine the balance of benefits and harms of e-cigarette use at the population level.

In this study, we developed a Monte Carlo stochastic simulation model that extends prior research in two ways. First, we simultaneously consider multiple population subgroups including current cigarette smokers and never cigarette smokers. Second, we quantify the net population benefits (or harms) of e-cigarette use in terms of the total number of years of life gained

among additional current cigarette smokers who quit smoking and years of life lost among additional cigarette smoking initiators who become long-term daily cigarette smokers, both through the use of e-cigarettes. We base our calculations on 2014 US census data, national health or tobacco use surveys on e-cigarette use, and published randomized trials and cohort studies on the e-cigarette associated transition probabilities of cigarette smoking cessation and initiation.

Methods

Analytic model

Our analytic approach consists of two main steps (Fig 1). The first step estimates the number of years of life gained among the additional number of current cigarette smokers who quit smoking through the use of e-cigarettes as a cessation tool, compared to those who did not use e-cigarettes as a cessation tool, and remain continually abstinent from smoking for ≥ 7 years. We set the threshold for continual abstinence at 7 years because cohort studies found that relapse beyond this point is rare [32,33]. Additionally, the risk of death among former cigarette smokers who quit for this long begins to approximate the risk of death among never cigarette smokers [34]. We began with the US adult population of 25–69 year olds in 2014 (in five-year age groups) and multiplied these counts by the: (1) age-group-specific prevalence of current cigarette smoking, (2) age-group-specific prevalence of trying to quit smoking within the past year among current cigarette smokers, (3) age-group-specific prevalence of current e-cigarette use among current cigarette smokers who tried quitting within the past year, (4) difference in the transition probability of ≥ 6 -month cigarette smoking cessation between current smokers who used e-cigarettes as a cessation tool and current smokers who did not use e-cigarettes as a cessation tool, (5) probability of 1 year of cigarette smoking abstinence from cigarette smoking given ≥ 6 months of cigarette smoking abstinence, (6) probability of ≥ 6 years of abstinence

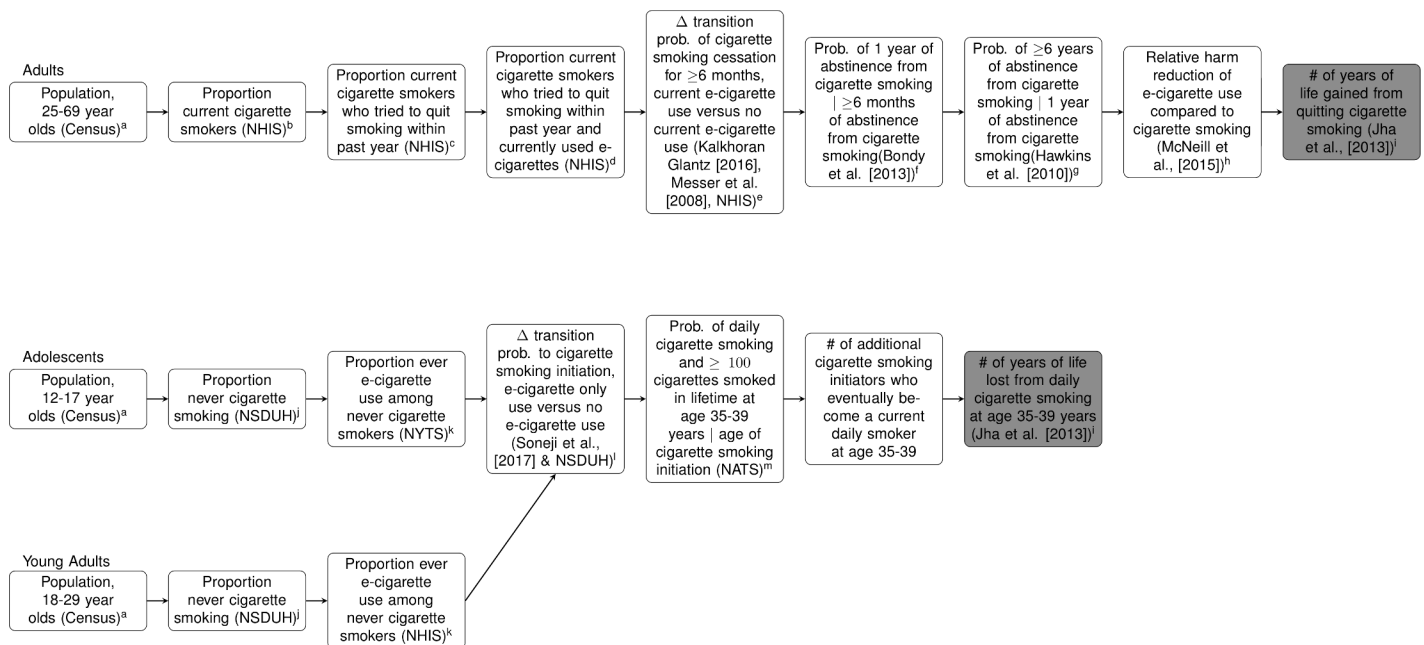


Fig 1. Population-level model to quantify benefits and harms of E-cigarette use. Superscripted letters refer to the columns in Tables A and B in S3 Appendix for age- and age-group-specific parameter point estimates and 95% confidence intervals. Note: Δ = Change in; $|$ = Conditional On; NATS = National Adult Tobacco Survey; NHIS = National Health Interview Survey; NSDUH = National Survey on Drug Use and Health; NYTS = National Youth Tobacco Survey; and Prob. = Probability.

<https://doi.org/10.1371/journal.pone.0193328.g001>

from cigarette smoking given 1 year of cigarette smoking abstinence, and (7) age-group-specific number of years of life gained from quitting cigarette smoking. We assumed 95% relative harm reduction of e-cigarette use, compared to cigarette smoking, among current cigarette smokers who used e-cigarettes as a cessation tool and quit smoking [35]. As described below, we vary the relative harm of e-cigarette use, compared to cigarette smoking, to include the levels of relative harm inferred from *in vitro* and mouse model studies [36,37].

The second step estimates the number of years of life lost among the additional number of never-cigarette smoking adolescents and young adults who eventually become current daily cigarette smokers (and also smoked ≥ 100 cigarettes in lifetime) at age 35–39 through the use of e-cigarettes. We began with the US adolescent and young adult population of 12–29 year olds in 2014 (by single year of age) and multiplied these counts by the: (1) age-specific prevalence of never cigarette smoking, (2) age-specific prevalence of ever having tried e-cigarettes among never cigarette smokers, (3) the difference in the transition probability of cigarette smoking initiation among never cigarette smoking adolescents and young adults who had ever used e-cigarettes, compared to the corresponding probability among those who had never used e-cigarettes, (4) probability of becoming a current daily cigarette smoker at age 35–39 based on the age of cigarette smoking initiation, and (5) age-specific number of years of life lost from current daily cigarette smoking at age 35–39.

We assessed three outcomes of interest: (1) the additional number of current cigarette smokers who will quit smoking through the current use of e-cigarettes and abstain from smoking for ≥ 7 years, compared to those who do not currently use e-cigarettes and (2) the additional number of adolescents and young adults who will initiate cigarette smoking through the ever use of e-cigarettes and eventually become daily cigarette smokers at age 35–39, compared to those who never used e-cigarettes; and (3) the total number of expected years of life gained or lost across all these population subgroups.

Table 1 describes the data source of each model parameter. S1 Appendix describes how the difference in transition probabilities of ≥ 6 -month cigarette smoking cessation between current e-cigarette users and non-current e-cigarette users was estimated based on various parameters such as the proportion of current cigarette smokers who used pharmaceutical aids during quit attempt and the pooled odds ratio of quitting smoking among smokers interested in quitting reported by the meta-analysis of Kalkhoran & Glantz [38]. S2 Appendix describes the estimation of the difference in transition probabilities of cigarette smoking initiation between never cigarette smokers who ever used e-cigarettes compared to those who never used e-cigarettes based on the pooled odds ratio of cigarette smoking initiation reported by the meta-analysis of Soneji et al. [19]. Tables A and B in S3 Appendix show the value of each model parameter.

Validation of model

We validated the model against one-year intermediate outcomes (e.g., the number of adolescents and young adult cigarette smoking initiators). For current adult smokers, we applied the model to 2013 National Health Interview Survey (NHIS) data to predict the number of current cigarette smoking adults (both current and non-current e-cigarette users) who would quit in 2014 and remain continually abstinent from smoking for ≥ 6 months. We then compared this predicted number with the observed number in 2014, estimated from 2014 NHIS data, by identifying new ≥ 6 -month quitters as respondents who answered six months to one year to the question: “How long has it been since you quit smoking cigarettes?”. For adolescent and young adult never smokers, we applied the model to 2013 National Survey on Drug Use and Health (NSDUH) data to predict the number of cigarette smoking initiators in 2014 (both ever and never e-cigarette users). We then compared this predicted number with the observed

Table 1. Data Sources of model parameters.

Parameter	Population Sub-group	Source	Survey Question & Notes
Population	All	2014 US Census	—
Current Cigarette Smoking	Current Smokers	2014 NHIS	“Have you smoked at least 100 cigarettes in your entire life?” (yes). “Do you now smoke cigarettes every day, some days or not at all?” (every day or some days)
Past-Year Quit Attempt	Current Smokers	2014 NHIS	“During the past 12 months, have you stopped smoking for more than one day because you were trying to quit smoking?” (yes)
Current E-Cigarette Use	Current Smokers	2014 NHIS	“Do you now use e-cigarettes every day, some days, or not at all?” (every day or some days)
Proportion Of Current Cigarette Smokers With a Past-Year Quit Attempt Who Used a Pharmaceutical Aid During Quit Attempt* (%)	Current Smokers	2010 NHIS	“Thinking back to when you tried to quit smoking in the past 12 months, did you use any of the following products: a nicotine patch; a nicotine gum or lozenge; a prescription pill, such as Zyban, Bupropion, or Wellbutrin; a nicotine containing nasal spray or inhaler; a nicotine patch?”. See S1 Appendix for calculation of e-cigarette associated Δ transition probability of ≥ 6 -months cigarette smoking cessation.
Probability of Cigarette Smoking Cessation ≥ 6 Months Among Current Cigarette Smokers Who Seriously Tried to Quit and Used a Pharmaceutical Aid During Quit Attempt (%)	Current Smokers	Messer et al. [92]	“Thinking back to the last time you tried to quit smoking in the past 12 months. Did you use any of the following products: a nicotine gum; a nicotine patch; a nicotine nasal spray; a nicotine inhaler; a nicotine lozenge; a nicotine tablet; a prescription pill, such as Zyban, Bupropion, or Wellbutrin?” (2003 TUS-CPS). “During the past 12 months, what is the length of time you stopped smoking because you were trying to quit smoking?” (2003 TUS-CPS). See S1 Appendix for calculation of e-cigarette associated Δ transition probability of ≥ 6 -months cigarette smoking cessation.
Odds Ratio of Quitting Smoking Among Smokers with an Interest in Quitting	Current Smokers	Kalkhoran & Glantz [38]	Meta-analysis of 2 clinical trials [49,93], 4 cohort studies [50,51,63,94], and 1 cross-sectional study [52]. See S1 Appendix for calculation of e-cigarette associated transition probability of ≥ 6 -months cigarette smoking cessation
Relative Risk Of Cigarette Smoking Cessation Among Current Cigarette Smokers Interested In Quitting, E-Cigarette Users Compared With Nicotine Patch Users	Current Smokers	Bullen et al. [49]	Primary outcome was continuous ≥ 6 -month smoking abstinence: self-reported abstinence over the whole follow-up period (allowing ≤ 5 cigarettes in total) and biochemically verified continuous abstinence at 6 months (exhaled breath carbon monoxide measurement < 10 ppm). See S1 Appendix for calculation of e-cigarette associated transition probability of ≥ 6 -months cigarette smoking cessation.
Probability of 1-Year Abstinence from Cigarette Smoking 6-Months Abstinence	Current Smokers	Bondy et al. [95]	2005–2008 Ontario Tobacco Survey
Probability of Long-Term (≥ 6 -Year) Abstinence from Cigarette Smoking ≥ 1 -Year Abstinence	Current Smokers	Hawkins et al. [33]	1991–2006 British Household Panel Survey
Relative Harm Reduction of E-Cigarette Use Compared to Cigarette Smoking	Current Smokers	McNeill et al. [35]	Consensus opinion
Never Cigarette Smoking	Adol. & Young Adults	2014 NSDUH	“Have you ever tried cigarette smoking, even one or two puffs?” (no)
Ever E-Cigarette Use	Adol.	2014 NYTS	“Have you ever used an electronic cigarette, even just one time in your entire life?” (yes)
Ever E-Cigarette Use	Young Adults	2014 NHIS	“Have you ever used an electronic cigarette, even just one time in your entire life?” (yes)
Probability of Cigarette Smoking Initiation Among Never E-Cigarette Users	Adol. & Young Adults	2012 Surgeon General’s Report [96]	Initiation of cigarette smoking 12- to 17-year-olds and 18- to 25-year olds, 2006 (2006–2010 NSDUH). See S2 Appendix for calculation of e-cigarette associated transition probability of cigarette smoking initiation.

(Continued)

Table 1. (Continued)

Parameter	Population Sub-group	Source	Survey Question & Notes
Adjusted Odds Ratio of Cigarette Smoking Initiation, Ever E-Cigarette Users vs. Never E-Cigarette Users	Adol. & Young Adults	Soneji et al. (2017) [19]	Seven cohort studies pooled in random-effects meta-analysis [13–18,97]. Odds ratio—adjusted for demographic, psychosocial, and behavioral risk factors—of cigarette smoking initiation between never cigarette smokers who ever used e-cigarettes and never cigarette smokers who never used e-cigarettes. See S2 Appendix for calculation of e-cigarette associated Δ transition probability of cigarette smoking initiation.
Probability of Being a Current Daily Cigarette Smoker at Age 35–39 Age Of Cigarette Smoking Initiation	Adol. & Young Adults	2009–2010 and 2012–2013 NATS	Current daily cigarette smoker at age 35–39: “Have you smoked at least 100 cigarettes in your entire life?” (yes). “Do you now smoke cigarettes every day, some days, or not at all?” (every day or some days). Age of cigarette smoking initiation: “How old were you when you smoked a whole cigarette for the first time?”
Years of Life Gained or Lost	All	Jha et al.[98]	1997–2004 NHIS data linked to National Death Index. Years of life gained applied to current cigarette smokers who quit for ≥ 6 years. Years of life lost applied to adolescents and young adults who become current daily cigarette smokers at age 35–39.

Note: Adol. = Adolescents; | = Conditional On; NATS = National Adult Tobacco Survey; NHIS = National Health Interview Survey; NSDUH = National Survey on Drug Use and Health; NYTS = National Youth Tobacco Survey; TUS-CPS = Tobacco Use Supplement, Current Population Survey.

<https://doi.org/10.1371/journal.pone.0193328.t001>

number of initiators in 2014, estimated from 2014 NSDUH data, by identifying respondents who answered “yes” to the question: “Have you smoked part or all of a cigarette?” and whose current age was ≤ 1 year less than the age at which they first smoked a cigarette (“How old were you the first time you smoked part or all of a cigarette?”).

Analytic considerations and sensitivity analyses

To account for uncertainty in the prevalence and transition probability parameters, we utilized Monte Carlo simulation and independently drew from normal distributions with the means and standard deviations equal to the parameters’ means and standard errors shown in Tables A and B in S3 Appendix. We repeated this process 100,000 times to create a distribution of each outcome of interest.

We conducted a sensitivity analysis by varying the level of four key parameters: (1) the adjusted odds ratio of smoking cessation, (2) the adjusted odds ratio of cigarette smoking initiation, (3) age-group-specific prevalence of current e-cigarette use among current cigarette smokers who tried quitting within the past year, and (4) age-specific prevalence of ever having tried e-cigarettes among never cigarette smokers. We also calculated the probability of positive total years of life gained across a wide range of possible values for these four parameters. For example, we supposed the adjusted odds ratio of smoking cessation equaled 2.5 times the baseline estimate ($2.15 = 2.5 \times 0.86$) and recalculated the years of life gained, drawing all other parameters from their baseline distributions. The probability of a positive total years of life gained under this supposition equaled the ratio of the (1) number of simulations that yielded a positive value and (2) total number of simulations (100,000). Finally, we varied from 0% to 100% the relative harm of e-cigarette use, compared to cigarette smoking, in terms of the number of years of life gained from quitting cigarette smoking. We used R, Version 3.2.3 for all analyses. Results of years of life gained were determined to be statistical significant if their 95% confidence intervals do not contain zero.

Results

Additional quitters and initiators

In 2014, 3,490,000 current adult cigarette smokers who had attempted to quit smoking in the past year had also currently used e-cigarettes. Additionally, 3,640,000 never-cigarette smoking adolescents and young adults had ever used e-cigarettes.

The model estimated that 2,070 additional current cigarette smoking adults (95% CI: -42,900 to 46,200) who currently used e-cigarettes in 2014 would quit smoking in 2015 and remain continually abstinent from smoking for ≥ 7 years using e-cigarettes, compared to those who did not currently use e-cigarettes (Fig 2). The model also estimated that an additional 168,000 never-cigarette smoking adolescents and young adults in 2014 (95% CI: 114,000 to 229,000) who had ever used e-cigarettes would initiate cigarette smoking in 2015 and eventually become daily cigarette smokers at age 35–39, compared to those who had never used e-cigarettes.

Years of life gained

The model estimated that the 2,070 additional long-term quitters would gain -3,000 years of life (95% CI: -351,000 to 325,000). The model also estimated the additional 168,000 adolescent and young adult cigarette smoking initiators who eventually become daily cigarette smokers at age 35–39 will lose 1,510,000 years of life (95% CI: 1,030,000 to 2,060,000). Thus, considering

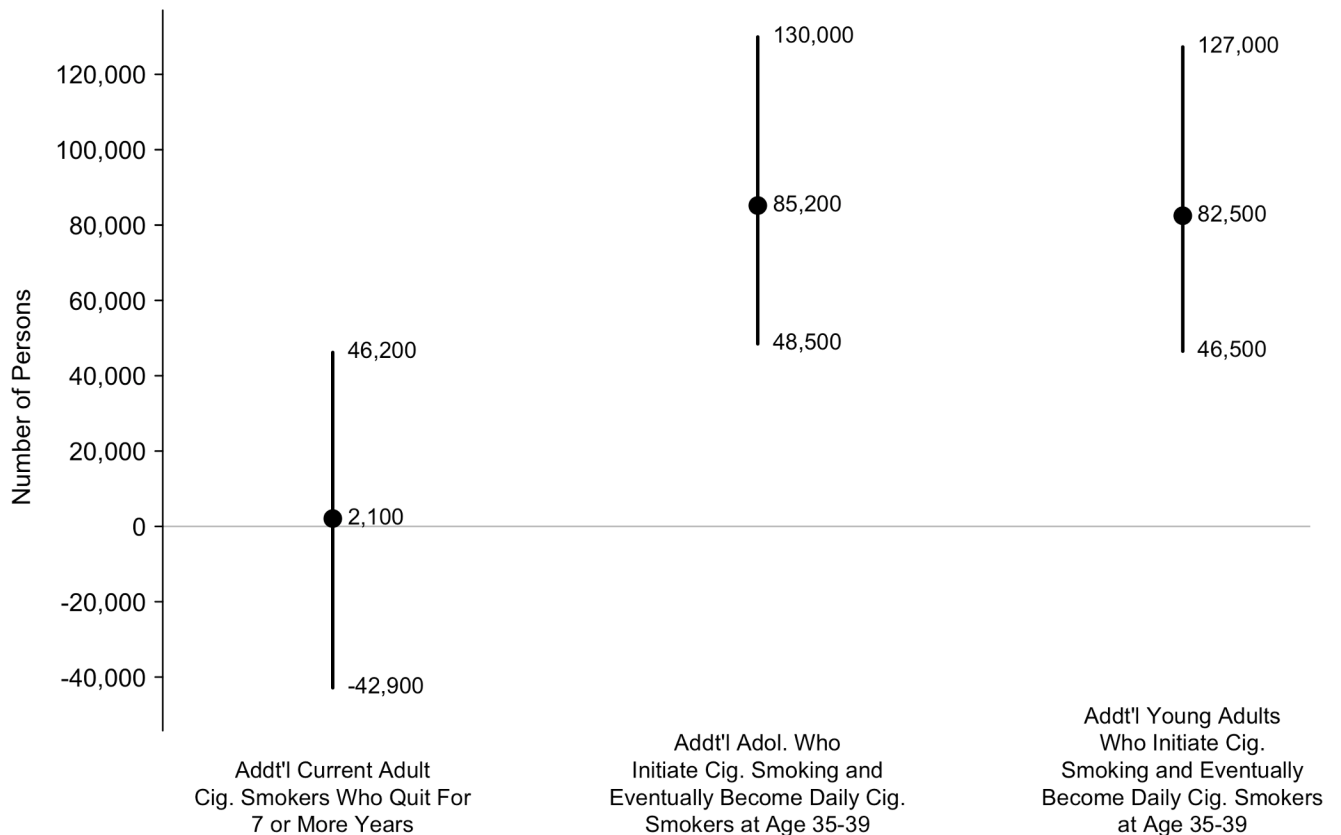


Fig 2. Number of additional adult current cigarette smokers who quit for ≥ 7 years and additional adolescents and young adults who initiate cigarette smoking and eventually become daily cigarette smokers at age 35–39, all through the use of E-cigarettes. The mean of the distribution is shown as a solid circle and the 95% confidence interval is shown as a vertical line. Source: stochastic simulation (100,000 iterations). Note: Add'l = Additional; Cig. = Cigarette. Estimates reported as text in the figure rounded to 3 significant digits.

<https://doi.org/10.1371/journal.pone.0193328.g002>

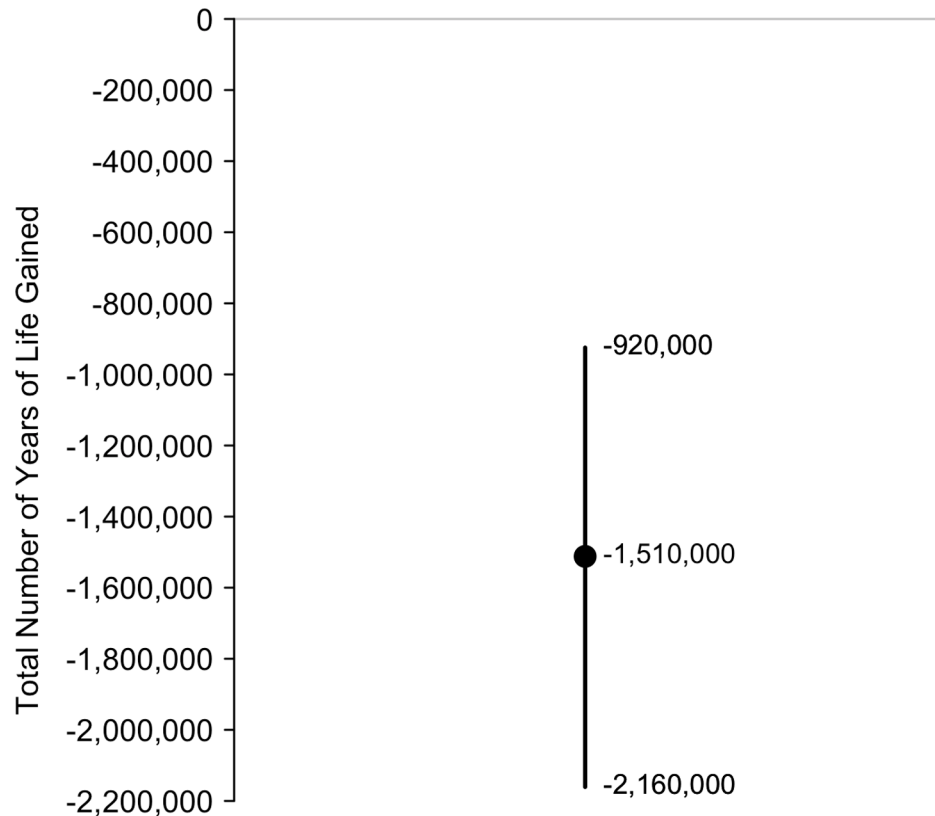


Fig 3. Total number of years of life gained. Negative years of life gained represent years of life lost. The mean of the distribution is shown as a solid circle and the 95% confidence interval is shown as a vertical line. Source: stochastic simulation (100,000 iterations). Estimates reported as text in the figure rounded to 3 significant digits.

<https://doi.org/10.1371/journal.pone.0193328.g003>

all population subgroups, the model estimated that e-cigarette use in 2014 would lead to 1,510,000 years of life lost (95% CI: 920,000 to 2,160,000; Fig 3) assuming an approximate 95% relative harm reduction of e-cigarette use compared to cigarette smoking.

Sensitivity analysis

Our results were sensitive to the adjusted odds ratios of cigarette smoking cessation and cigarette smoking initiation (Table 2). The model estimated that e-cigarette use in 2014 would lead to 1,150,000 years of life lost (95% CI: 2,130,000 to 242,000) under the relative risk of smoking cessation estimated by Bullen et al. (transformed to an odds ratio). The model estimated that e-cigarette use in 2014 would lead to 1,330,000 years of life lost (95% CI: 1,950,000 to 780,000) and 1,150,000 years of life lost (95% CI: 1,730,000 to 620,000) if the adjusted odds ratio of cigarette smoking initiation decreased by 10% and 20%, respectively. Our results were also sensitive to the prevalence of current e-cigarette use among current cigarette smokers who tried quitting within the past year and ever e-cigarette use and never cigarette smokers. Finally, we varied the health risks of e-cigarette use as a percentage of the risk associated with cigarette smoking. The total number of years of life lost increased as the relative harm of e-cigarette use, compared to cigarette smoking, grew (Fig 4). The model estimated that e-cigarette use in 2014 would lead to 1,530,000 years of life lost (95% CI: 2,180,000 to 960,000) and 1,580,000 years of life lost (95% CI: 2,250,000 to 1,020,000) if the health risks of e-cigarette use were 10%-20% (i.e., 80%-90% safer) and 40%-50% (i.e., 50%-60% safer) of the risks of cigarette smoking, respectively.

Table 2. Results of sensitivity analysis.

Parameter	Scenario	Parameter Pt. Est. (95% CI)	Years of Life Gained (95% CI) ²
Adjusted Odds Ratio of Cigarette Smoking Cessation	Base Case	0.86 (0.54 to 1.18)	-1,510,000 (-2,160,000 to -925,000)
	Bullen et al. ¹	1.28 (0.42 to 2.24)	-1,150,000 (-2,130,000 to -242,000)
Adjusted Odds Ratio of Cigarette Smoking Initiation	Base Case	3.50 (2.38 to 5.16)	-1,510,000 (-2,160,000 to -925,000)
	10% Reduction	3.15 (2.14 to 4.64)	-1,330,000 (-1,950,000 to -775,000)
	20% Reduction	2.80 (1.90 to 4.13)	-1,150,000 (-1,730,000 to -616,000)
Prevalence of Current E-Cigarette Use Among Current Cigarette Smokers Who Tried to Quit Within the Past Year	Base Case	Age-Group Specific	-1,510,000 (-2,160,000 to -925,000)
	10% Increase	Age-Group Specific	-1,510,000 (-2,180,000 to -906,000)
	20% Increase	Age-Group Specific	-1,510,000 (-2,190,000 to -882,000)
Prevalence of Ever E-Cigarette Use Among Never Cigarette Smokers	Base Case	Age Specific	-1,510,000 (-2,160,000 to -925,000)
	10% Decrease	Age Specific	-1,360,000 (-1,950,000 to -817,000)
	20% Decrease	Age Specific	-1,210,000 (-1,770,000 to -702,000)

Note: Pt. Est. = Point Estimate; CI = Confidence Interval.

¹Odds ratio and 95% CI converted from reported relative risk and probability of 6-month cessation in the nicotine patch control group (5.8%).

²All estimates rounded to 3 significant digits.

<https://doi.org/10.1371/journal.pone.0193328.t002>

The probability of a positive total number of years of life gained increased with the relative risk of smoking cessation: 6.7%, 44.6%, and 83.3% as the relative risk increased to 2.0, 2.5, and 3.0, respectively (Fig 5, Panel A). The probability also increased with higher prevalence of current e-cigarette use among current cigarette smokers (Fig 5, Panel B). Conversely, the probability increased to 0.0%, 0.0%, and 47.6% as the adjusted odds ratio decreased to 3.0, 2.0, and 1.0, respectively (Fig 5, Panel C). Finally, the probability increased with lower prevalence of ever e-cigarette use among never cigarette smokers (Fig 5, Panel D).

Model validation

Based on 2013 NHIS data, we predicted 1.2 million current cigarette smoking adults would have quit and remained continually abstinent from smoking for ≥6 months in 2014 (95% CI, 1.0 to 1.4 million), which was not statistically different (p = 0.57) from the estimated number from the 2014 NHIS data (1.1 million, 95% CI: 0.9 to 1.3 million). Based on 2013 NSDUH data, we predicted that 5.5 million adolescents and young adults would have initiated cigarette smoking in 2014 (95% CI: 4.0 to 6.9 million), which was not statistically different (p = 0.53) from the observed number from 2014 NSDUH data (5.0 million, 95% CI: 4.1 to 5.9 million).

Discussion

Our study developed a Monte Carlo stochastic simulation model to assess the balance of health benefits and harms of e-cigarette use at the population level. Based on the most up-to-date published evidence, our model estimated that e-cigarette use in 2014 represents a population-

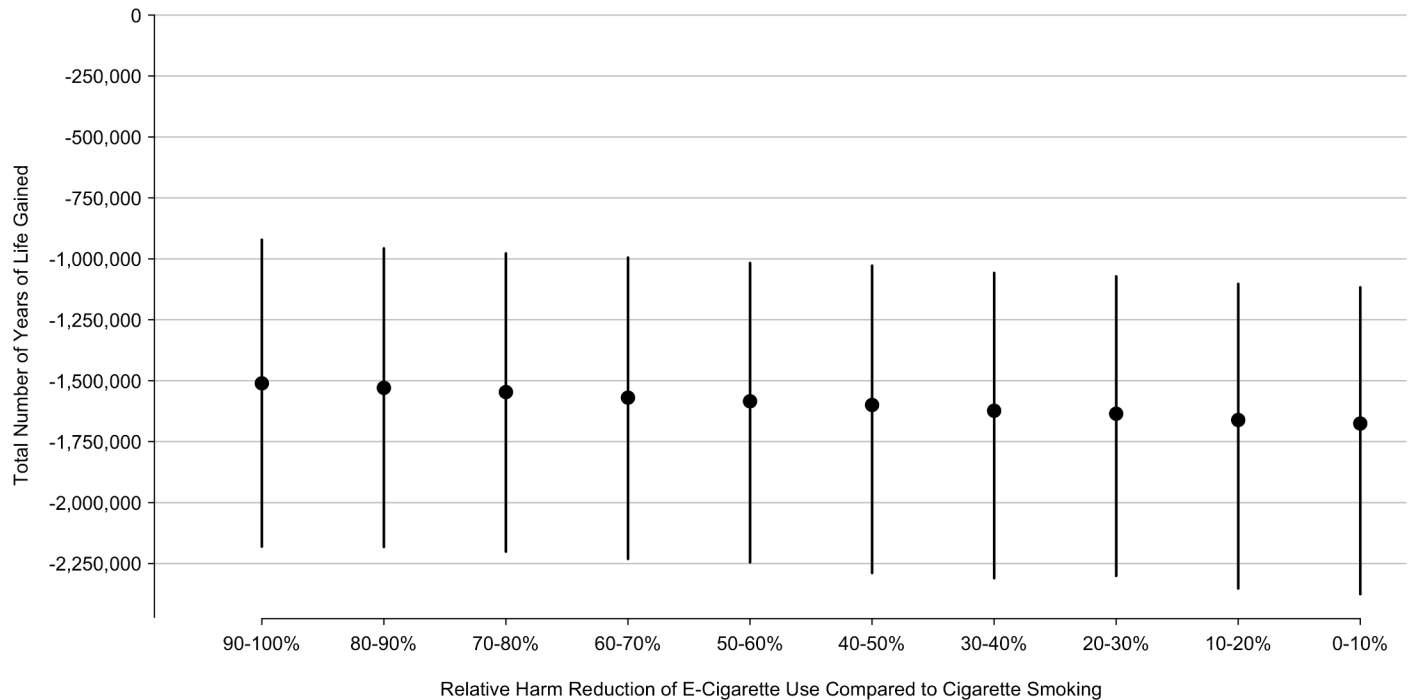


Fig 4. Total number of years of life gained by relative harm of E-cigarette use compared to cigarette smoking.

<https://doi.org/10.1371/journal.pone.0193328.g004>

level harm of about 1.6 million years of life lost over the lifetime of all adolescent and young adult never-cigarette smokers and adult current cigarette smokers in the 2014 US population. Our model also estimated even greater population-level harm if e-cigarette use confers long-term health risks.

Our study is consistent with Kalkhoran & Glantz (2015), who estimated the effects of e-cigarette use on cessation among smokers and on cigarette smoking initiation by never-smokers under various scenarios [29]. For example, their study found the largest relative health costs occurred in the scenario under which e-cigarette use increased among never-smokers because of the resulting increase in cigarette smoking initiation and the dual use of cigarettes and e-cigarettes, while e-cigarette use remained unchanged among established smokers. Our study also supports the conclusion of Cherng et al. (2016) on the relative effects of e-cigarettes on smoking initiation and cessation [39]. Our model indicates that the odds of smoking initiation among e-cigarette users would need to decrease more than the odds of smoking cessation would need to increase to achieve the same change in the total number of years of life gained.

Our conclusions differ from those of Levy et al. (2016), Levy et al. (2017), and Hill & Camacho (2017)—a tobacco industry-funded study [40–42]. Hill & Camacho found the use of e-cigarettes would result in a decrease in smoking-related mortality in the UK from 8.4% to 8.1% in 2050 [40]. Levy et al. found that the use of vaporized nicotine products (VNPs; e.g., e-cigarettes) would lead to years of life gained for the US birth cohort of 1997 as it ages over time [41]. Hill & Camacho estimated an “overall beneficial effect from launching e-cigarettes”, in part, because they explicitly assumed the transition probability of cigarette smoking initiation among never cigarette smokers who used e-cigarettes equaled 5% [40]. Levy et al. (2016) estimated a “positive public health impact” from VNP use, in part, because they implicitly assumed the odds of cigarette smoking initiation was only marginally higher for ever e-cigarette users than never e-cigarette users (odds ratio ≈ 1.16) among adolescents and young adults

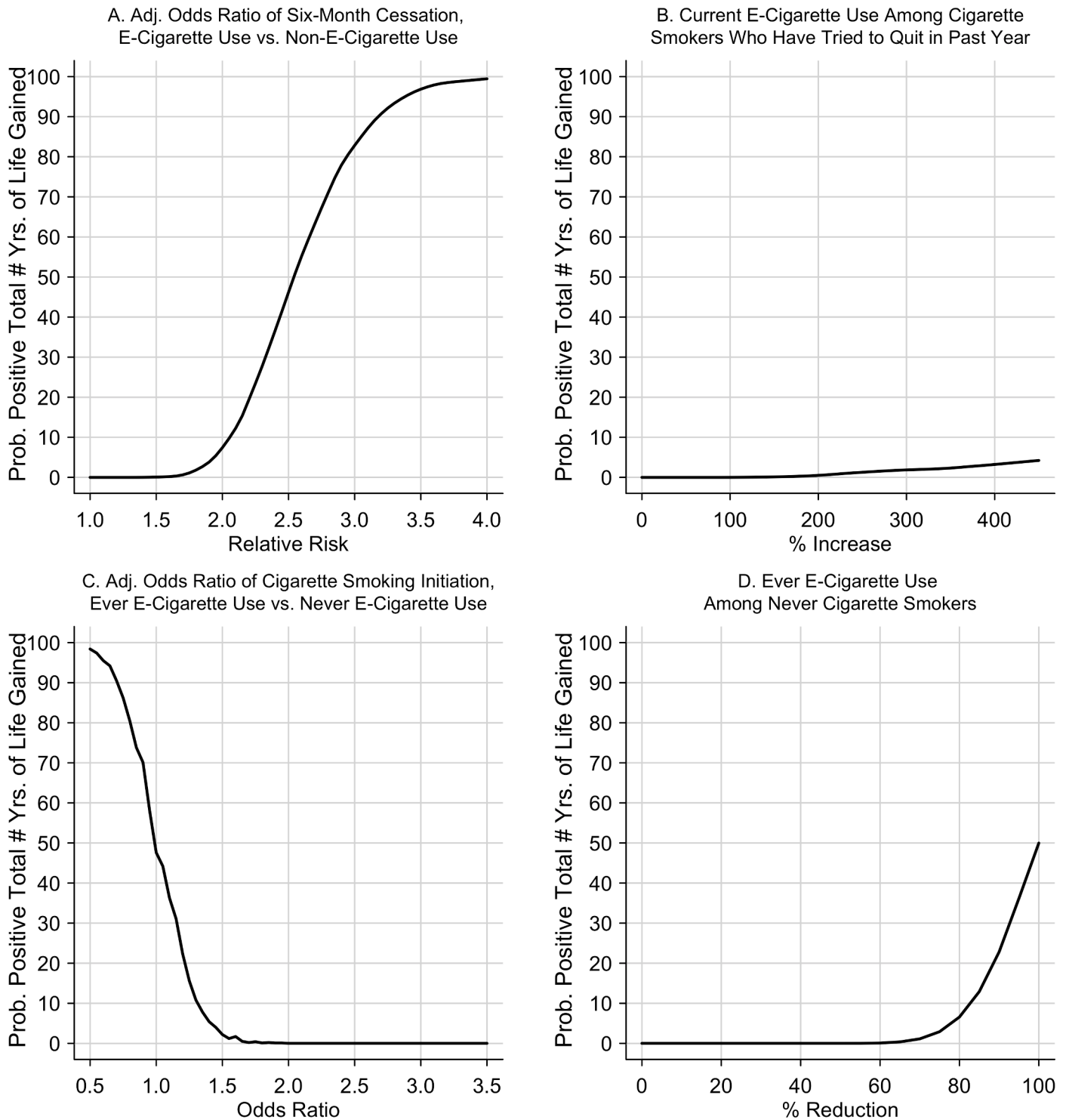


Fig 5. Probability of a positive total number of years of life gained varying the level of four key model parameters. Note: vs. = versus; Adj. = Adjusted.

<https://doi.org/10.1371/journal.pone.0193328.g005>

who would not have become a cigarette smoker in the absence of VNPs. Yet, both of these assumptions are substantially different from empirical estimates of these parameters from thirteen published cohort studies with a combined sample size of over 44,000 respondents [13–

18,20,21,43–47]. Levy et al. (2017) estimates a substantial number of years of life gained from e-cigarette use, in part, because they explicitly assumed e-cigarette use among never cigarette smokers does not increase the rate of cigarette smoking initiation, which—again—contrasts with growing scientific evidence to the contrary. Nevertheless, these models provide useful conceptual frameworks to assess the net benefits of e-cigarette use and would likely yield substantively different conclusions under alternative—and empirically based—assumptions of e-cigarette use and cigarette smoking initiation.

E-cigarettes could, indeed, confer a positive population benefit if they were more effective as a smoking cessation device. For example, if current smokers who used e-cigarettes as a smoking cessation tool achieved six-month smoking abstinence at a rate of approximately 2.55 times greater than their counterparts who did not use e-cigarettes, then our model estimated that the probability of a positive total number of years of life gained would approach 50%. However, the estimated effectiveness of e-cigarettes for smoking cessation from all published randomized trials and nearly all cohort studies fall well below this threshold including some studies that concluded cigarette smokers who used e-cigarettes were less—not more—likely to quit than those who used standard clinic-based smoking cessation treatments [11,38,48–65]. Three cohort studies of current cigarette smokers did, indeed, estimate relative risks of smoking cessation above this threshold among intensive e-cigarette users (daily use for at least one month), daily tank e-cigarette users, and long-term (i.e., ≥ 2 -year) e-cigarette users [59,66,67]. However, the prevalence of intensive e-cigarette use, daily e-cigarette tank use, and long-term e-cigarette use were low in these studies: only 34% of e-cigarette users were intensive users, 12% of e-cigarette users were daily e-cigarette tank users, and 14% of e-cigarette users were long-term users [59,66,67].

A decline in public acceptability of cigarette smoking has been accompanied by proscriptions on where smoking is allowed [68,69]. Nearly two-thirds of e-cigarette users reported using them when and where cigarette smoking was not allowed [70,71]. Further, an analysis of e-cigarette tweets highlighted that e-cigarette vaping was considered social acceptable by many, as opposed to cigarette smoking [72]. However, the lower level of sensation and satisfaction experienced with e-cigarettes, compared to cigarettes, may explain why some individuals who initiate with e-cigarettes then transition to cigarettes even though this transition is associated with higher nicotine ingestion [73–75].

E-cigarette use among former cigarette smokers may confer health risks. For example, e-cigarette aerosols carry high levels of aldehydes (e.g., formaldehyde) that affect cardiovascular function and high levels of fine particles that accelerate heart disease [76,77]. E-cigarette users experience equivalent reductions in vascular function (e.g., vitamin E levels and flow-mediation dilatation) as cigarette smokers. Furthermore, e-cigarette use suppresses immune and inflammatory-response genes in nasal epithelial cells and injures lung epithelial cells [78,79].

Our study has some potential limitations. First, we do not know if e-cigarette use causes cigarette-smoking initiation in adolescents and young adults. Published cohort studies have found consistent evidence of an increased risk of cigarette smoking initiation among non-smoking youth who had ever used e-cigarettes after accounting for known demographic, psychosocial, and behavioral risk factors [13–18,20,21]. We varied this longitudinal association between e-cigarette use and cigarette smoking initiation and reach similar conclusions. Perhaps more concerning that cigarette smoking initiation, e-cigarette use was independently associated with progression to heaving patterns of cigarette smoking among US adolescents [80]. Second, we do not know the type of e-cigarette currently used by cigarette-smoking adults. Second generation e-cigarettes (e.g., tank-style systems) deliver nicotine more efficiently than the first generation e-cigarettes used in Bullen et al. trial [49,81]. Third generation e-cigarettes (e.g., advanced personal vaporizers) deliver nicotine at approximately the same level and speed as traditional cigarettes [82]. However, we do not yet know the national

prevalence of second and third generation e-cigarette use among current cigarette smokers who are trying to quit, and no published trials or cohort studies estimate cessation efficacy or effectiveness of third-generation e-cigarettes.

Third, in our calculation of benefit, we did not consider the possibility that e-cigarette use among current cigarette smokers leads to a reduction in the intensity of cigarettes smoked per day. A trial conducted by Caponnetto et al. found e-cigarette reduced the median number of cigarettes smoked per day among 300 Italian smokers not intending to quit [83]. Yet, similar reductions in the number of cigarettes smoked per day has not been observed in the US between dual users of e-cigarettes and cigarettes and exclusive cigarette smokers [65].

Fourth, we did not consider the potential population-level health benefit or harm of e-cigarette use among former cigarette smokers because no published trials or cohort studies assessed whether e-cigarette use among former cigarette smokers led to higher or lower rates of relapse to cigarette smoking. A recent cross-sectional study suggested long-term former cigarette smokers who use e-cigarettes may not experience any higher rate of relapse to smoking than their counterparts who do not use e-cigarettes [84].

Current public health models may yield substantively different conclusions about the net harm or benefit of e-cigarette use because there is insufficient data on the effect of e-cigarette use on cigarette smoking-related transitions and tobacco-related diseases. Conclusions may also differ because of decisions—both implicit and explicit—about the framework and underlying assumptions inherent in the model. The host of decisions required to develop a model produce structural uncertainty that may exceed parameter uncertainty [85,86]. Sensitivity analysis will not capture structural uncertainty because the model, itself, remains constant. Future work could incorporate Bayesian model averaging to account structural, or model-based, uncertainty [87]. Future work could also grade the quality of models based on published best practices [86,88].

In conclusion, based on currently available evidence on the e-cigarette associated transition probabilities of cigarette smoking cessation and initiation, our study suggests that e-cigarettes pose more harm than they confer benefit at the population level. If e-cigarettes are to confer a net population-level benefit in the future, the effectiveness of e-cigarettes as a smoking cessation tool will need to be much higher than it currently is. The US Preventive Services Task Force concludes the existing scientific evidence is insufficient to clinically recommend e-cigarettes as a smoking cessation tool [89]. In the United Kingdom, the National Institute of Clinical Excellence also notes limited evidence on the long-term health effects of e-cigarette use and does not clinically recommend e-cigarettes for smoking cessation, in contrast to Public Health England and the Royal College of Physicians [35,90,91]. Additionally, comprehensive tobacco control efforts are needed to reduce the appeal of e-cigarettes to youth.

Supporting information

S1 Appendix. E-cigarette-associated Δ transition probability of cigarette smoking cessation.

(DOCX)

S2 Appendix. E-cigarette-associated Δ transition probability of cigarette smoking initiation.

(DOCX)

S3 Appendix. Model parameters. S3 Appendix including Tables A and B. Table A shows model parameters for current adult cigarette smokers. Table B shows model parameters for adolescents and young adults.

(DOCX)

Acknowledgments

We thank the following individuals for their review of and feedback on the manuscript: Chiang-Hua Chang, PhD, Valerie Lewis, PhD, Shila Soneji, and Martha White, MS. None of these individuals were compensated for their contribution.

Author Contributions

Conceptualization: Samir S. Soneji, Hai-Yen Sung, Brian A. Primack, John P. Pierce, James D. Sargent.

Formal analysis: Samir S. Soneji, Hai-Yen Sung.

Investigation: Samir S. Soneji.

Methodology: Samir S. Soneji, Hai-Yen Sung, John P. Pierce.

Software: Samir S. Soneji.

Supervision: Hai-Yen Sung, Brian A. Primack, John P. Pierce, James D. Sargent.

Validation: Samir S. Soneji, Hai-Yen Sung.

Visualization: Samir S. Soneji.

Writing – original draft: Samir S. Soneji, Hai-Yen Sung, Brian A. Primack, John P. Pierce, James D. Sargent.

Writing – review & editing: Samir S. Soneji, Hai-Yen Sung, Brian A. Primack, John P. Pierce, James D. Sargent.

References

1. Regan AK, Promoff G, Dube SR, Arrazola R. Electronic nicotine delivery systems: adult use and awareness of the 'e-cigarette' in the USA. *Tob Control*. 2013; 22: 19–23. <https://doi.org/10.1136/tobaccocontrol-2011-050044> PMID: 22034071
2. Glynn TJ. E-cigarettes and the future of tobacco control. *CA Cancer J Clin*. 2014; 64: 164–168. <https://doi.org/10.3322/caac.21226> PMID: 24633865
3. Durbin R, Waxman H, Harkin T, Rockefeller J, Blumenthal R, Markey E, et al. Gateway to Addiction? A Survey of Population Electronic Cigarette Manufacturers and Targeted Marketing to Youth. US Congress; 2014.
4. Drummond MB. Electronic Cigarettes: Perhaps the Devil Unknown Is Better Than the Devil Known. *Ann Intern Med*. 2015; 163: 61–62. <https://doi.org/10.7326/M15-0361> PMID: 25961965
5. Barter T. Electronic Cigarettes: Aggregate Harm. *Ann Intern Med*. 2015; 163: 59–60. <https://doi.org/10.7326/M15-0450> PMID: 25962126
6. Murthy VH. E-Cigarette Use Among Youth and Young Adults: A Major Public Health Concern. *JAMA Pediatr*. 2016; <https://doi.org/10.1001/jamapediatrics.2016.4662> PMID: 27928577
7. Department of Health U.S. and Human Services. E-Cigarette Use Among Youth and Young Adults. A Report of the Surgeon General. Atlanta, GA: U.S. Department of Health and Human Services, Centers for Disease Control and Prevention, National Center for Chronic Disease Prevention and Health Promotion, Office on Smoking and Health; 2016.
8. CDC. Quitting Smoking Among Adults—United States, 2001–2010. *MMWR*. 2011; 60: 1513–1519. PMID: 22071589
9. Cahn Z, Siegel M. Electronic cigarettes as a harm reduction strategy for tobacco control: a step forward or a repeat of past mistakes? *J Public Health Policy*. 2011; 32: 16–31. <https://doi.org/10.1057/jphp.2010.41> PMID: 21150942
10. Wagener TL, Siegel M, Borrelli B. Electronic cigarettes: achieving a balanced perspective. *Addiction*. 2012; 107: 1545–1548. <https://doi.org/10.1111/j.1360-0443.2012.03826.x> PMID: 22471757
11. Hajek P. Electronic cigarettes for smoking cessation. *The Lancet*. 2013; 382: 1614–1616. [https://doi.org/10.1016/S0140-6736\(13\)61534-2](https://doi.org/10.1016/S0140-6736(13)61534-2)

12. Abrams DB. Promise and peril of e-cigarettes: can disruptive technology make cigarettes obsolete? *JAMA*. 2014; 311: 135–136. <https://doi.org/10.1001/jama.2013.285347> PMID: 24399548
13. Leventhal AM, Strong DR, Kirkpatrick MG, et al. Association of electronic cigarette use with initiation of combustible tobacco product smoking in early adolescence. *JAMA*. 2015; 314: 700–707. <https://doi.org/10.1001/jama.2015.8950> PMID: 26284721
14. Primack BA, Soneji S, Stoolmiller M, Fine MJ, Sargent JD. Progression to traditional cigarette smoking after electronic cigarette use among US adolescents and young adults. *JAMA Pediatr*. 2015; 1–7. <https://doi.org/10.1001/jamapediatrics.2015.1742> PMID: 26348249
15. Wills TA, Knight R, Sargent JD, Gibbons FX, Pagano I, Williams RJ. Longitudinal study of e-cigarette use and onset of cigarette smoking among high school students in Hawaii. *Tob Control*. 2016; 1–6. <https://doi.org/10.1136/tobaccocontrol-2015-052833>
16. Barrington-Trimis JL, Urman R, Berhane K, Unger JB, Cruz TB, Pentz MA, et al. E-Cigarettes and Future Cigarette Use. *Pediatrics*. 2016; e20160379. <https://doi.org/10.1542/peds.2016-0379> PMID: 27296866
17. Spindle TR, Hiler MM, Cooke ME, Eissenberg T, Kendler KS, Dick DM. Electronic cigarette use and uptake of cigarette smoking: A longitudinal examination of U.S. college students. *Addict Behav*. 2016; 67: 66–72. <https://doi.org/10.1016/j.addbeh.2016.12.009> PMID: 28038364
18. Miech Richard, Patrick Megan E., Patrick M. O'Malley, Lloyd Johnston. E-cigarette use as a predictor of cigarette smoking: results from a 1-year follow-up of a national sample of 12th grade students. *Tob Control*. 2017;
19. Soneji S, Barrington-Trimis J, Wills, Thomas A., Adam Leventhal, Unger J, Laura i, et al. E-Cigarette Use and Subsequent Cigarette Smoking Among Adolescents and Young Adults: A Systematic Review and Meta-Analysis. *JAMA Pediatr*.
20. Best C, Haseen F, Currie D, Ozakinci G, MacKintosh AM, Stead M, et al. Relationship between trying an electronic cigarette and subsequent cigarette experimentation in Scottish adolescents: a cohort study. *Tob Control*. 2017; tobaccocontrol-2017-053691. <https://doi.org/10.1136/tobaccocontrol-2017-053691> PMID: 28735273
21. Conner M, Grogan S, Simms-Ellis R, Flett K, Sykes-Muskett B, Cowap L, et al. Do electronic cigarettes increase cigarette smoking in UK adolescents? Evidence from a 12-month prospective study. *Tob Control*. 2017; tobaccocontrol-2016-053539. <https://doi.org/10.1136/tobaccocontrol-2016-053539> PMID: 28818839
22. Arrazola RA, Singh T, Corey C, Husten C, Neff L, Apelberg B, et al. Tobacco Product Use Among Middle and High School Students—United States, 2011–2014. *Morb Mortal Wkly Rep*. 2015; 64: 381–385.
23. Singh T, Arrazola RA, Corey CG, Husten CG, Neff LJ, Homa DM, et al. Tobacco Use Among Middle and High School Students—United States, 2011–2015. *MMWR Morb Mortal Wkly Rep*. 2016; 65: 361–367. <https://doi.org/10.15585/mmwr.mm6514a1> PMID: 27077789
24. Jamal A. Tobacco Use Among Middle and High School Students—United States, 2011–2016. *MMWR Morb Mortal Wkly Rep*. 2017;66. <https://doi.org/10.15585/mmwr.mm6623a1> PMID: 28617771
25. Grana R, Benowitz N, Glantz SA. E-Cigarettes A Scientific Review. *Circulation*. 2014; 129: 1972–1986. <https://doi.org/10.1161/CIRCULATIONAHA.114.007667> PMID: 24821826
26. Levy DT, Cummings KM, Villanti AC, Niaura R, Abrams DB, Fong GT, et al. A framework for evaluating the public health impact of e-cigarettes and other vaporized nicotine products. *Addiction*. 2016; <https://doi.org/10.1111/add.13394> PMID: 27109256
27. National Academies of Sciences, Engineering, and Medicine. *Public Health Consequences of E-Cigarettes*. Washington DC: The National Academies Press; 2018.
28. Food and Drug Administration, HHS. Deeming Tobacco Products To Be Subject to the Federal Food, Drug, and Cosmetic Act, as Amended by the Family Smoking Prevention and Tobacco Control Act; Restrictions on the Sale and Distribution of Tobacco Products and Required Warning Statements for Tobacco Products; Final Rule [Internet]. 2016. Report No.: Vol. 81 No. 90. Available: <http://federalregister.gov/a/2016-10685>
29. Kalkhoran S, Glantz SA. Modeling the Health Effects of Expanding e-Cigarette Sales in the United States and United Kingdom: A Monte Carlo Analysis. *JAMA Intern Med*. 2015; 175: 1671–1680. <https://doi.org/10.1001/jamainternmed.2015.4209> PMID: 26322924
30. Cobb CO, Villanti AC, Graham AL, Pearson JL, Glasser AM, Rath JM, et al. Markov Modeling to Estimate the Population Impact of Emerging Tobacco Products: A Proof-of-Concept Study. *Tob Regul Sci*. 2015; 1: 129–141. <https://doi.org/10.18001/TRS.1.2.3>
31. West R, Shahab L, Brown J. Estimating the population impact of e-cigarettes on smoking cessation in England. *Addiction*. 2016; 111: 1118–1119. <https://doi.org/10.1111/add.13343> PMID: 26920514

32. Gilpin EA, Pierce JP, Farkas AJ, Farkas AJ. Duration of Smoking Abstinence and Success in Quitting. *J Natl Cancer Inst.* 1997; 89: 572. <https://doi.org/10.1093/jnci/89.8.572> PMID: 9106646
33. Hawkins J, Hollingworth W, Campbell R. Long-term smoking relapse: a study using the british household panel survey. *Nicotine Tob Res Off J Soc Res Nicotine Tob.* 2010; 12: 1228–1235. <https://doi.org/10.1093/ntr/ntq175> PMID: 21036960
34. U.S. Department of Health and Human Services. The Health Benefits of Smoking Cessation: A Report of the Surgeon General [Internet]. U.S. Department of Health and Human Services, Centers for Disease Control and Prevention, National Center for Chronic Disease Prevention and Health Promotion, Office on Smoking and Health; 1990. Report No.: DHHS Publication No. (CDC) 90–8416. Available: <https://profiles.nlm.nih.gov/NN/B/B/c/T/>
35. McNeill A, Brose LS, Calder R, Hitchman SC, Hajek P, McRobbie H. E-cigarettes: an evidence update A report commissioned by Public Health England. London, England: Public Health England; 2015. Report No.: 2015260.
36. Sussan TE, Gajghate S, Thimmulappa RK, Ma J, Kim J-H, Sudini K, et al. Exposure to Electronic Cigarettes Impairs Pulmonary Anti-Bacterial and Anti-Viral Defenses in a Mouse Model. *PLOS ONE.* 2015; 10: e0116861. <https://doi.org/10.1371/journal.pone.0116861> PMID: 25651083
37. Garcia-Arcos I, Geraghty P, Baumlin N, Campos M, Dabo AJ, Jundi B, et al. Chronic electronic cigarette exposure in mice induces features of COPD in a nicotine-dependent manner. *Thorax.* 2016; thoraxjnl-2015-208039. <https://doi.org/10.1136/thoraxjnl-2015-208039> PMID: 27558745
38. Kalkhoran S, Glantz SA. E-cigarettes and smoking cessation in real-world and clinical settings: a systematic review and meta-analysis. *Lancet Respir Med.* [https://doi.org/10.1016/S2213-2600\(15\)00521-4](https://doi.org/10.1016/S2213-2600(15)00521-4) PMID: 26776875
39. Cherng ST, Tam J, Christine PJ, Meza R. Modeling the Effects of E-Cigarettes on Smoking Behavior: Implications for Future Adult Smoking Prevalence. *Epidemiology.* 2016; <https://doi.org/10.1097/EDE.0000000000000497> PMID: 27093020
40. Hill A, Camacho OM. A system dynamics modelling approach to assess the impact of launching a new nicotine product on population health outcomes. *Regul Toxicol Pharmacol.* 2017; <https://doi.org/10.1016/j.yrtph.2017.03.012> PMID: 28342844
41. Levy DT, Borland R, Villanti AC, Niaura R, Yuan Z, Zhang Y, et al. The Application of a Decision-Theoretic Model to Estimate the Public Health Impact of Vaporized Nicotine Product Initiation in the United States. *Nicotine Tob Res.* 2016; ntw158. <https://doi.org/10.1093/ntr/ntw158> PMID: 27613952
42. Levy DT, Borland R, Lindblom EN, Goniewicz ML, Meza R, Holford TR, et al. Potential deaths averted in USA by replacing cigarettes with e-cigarettes. *Tob Control.* 2017; tobaccocontrol-2017-053759. <https://doi.org/10.1136/tobaccocontrol-2017-053759> PMID: 28970328
43. Lozano P, Barrientos-Gutierrez I, Arillo-Santillan E, Morello P, Mejia R, Sargent JD, et al. A longitudinal study of electronic cigarette use and onset of conventional cigarette smoking and marijuana use among Mexican adolescents. *Drug Alcohol Depend.* 2017; 180: 427–430. <https://doi.org/10.1016/j.drugalcdep.2017.09.001> PMID: 28988005
44. Hammond D, Reid JL, Cole AG, Leatherdale ST. Electronic cigarette use and smoking initiation among youth: a longitudinal cohort study. *CMAJ Can Med Assoc J J Assoc Medicale Can.* 2017; 189: E1328–E1336. <https://doi.org/10.1503/cmaj.161002> PMID: 29084759
45. Bold KW, Kong G, Camenga DR, Simon P, Cavallo DA, Morean ME, et al. Trajectories of E-Cigarette and Conventional Cigarette Use Among Youth. *Pediatrics.* 2017; e20171832. <https://doi.org/10.1542/peds.2017-1832> PMID: 29203523
46. Loukas A, Marti CN, Cooper M, Pasch KE, Perry CL. Exclusive e-cigarette use predicts cigarette initiation among college students. *Addict Behav.* 2018; 76: 343–347. <https://doi.org/10.1016/j.addbeh.2017.08.023> PMID: 28892771
47. Primack BA, Shensa A, Sidani JE, Hoffman BL, Soneji S, Sargent JD, et al. Initiation of Traditional Cigarette Smoking after Electronic Cigarette Use among Tobacco-Naïve U.S. Young Adults. *Am J Med.* 2017;0. <https://doi.org/10.1016/j.amjmed.2017.11.005> PMID: 29242110
48. Adkison SE, O'Connor RJ, Bansal-Travers M, Hyland A, Borland R, Yong H-H, et al. Electronic nicotine delivery systems: international tobacco control four-country survey. *Am J Prev Med.* 2013; 44: 207–215. <https://doi.org/10.1016/j.amepre.2012.10.018> PMID: 23415116
49. Bullen C, Howe C, Laugesen M, McRobbie H, Parag V, Williman J, et al. Electronic cigarettes for smoking cessation: a randomised controlled trial. *The Lancet.* 2013; 382: 1629–1637. [https://doi.org/10.1016/S0140-6736\(13\)61842-5](https://doi.org/10.1016/S0140-6736(13)61842-5)
50. Vickerman KA, Carpenter KM, Altman T, Nash CM, Zbikowski SM. Use of electronic cigarettes among state tobacco cessation quitline callers. *Nicotine Tob Res Off J Soc Res Nicotine Tob.* 2013; 15: 1787–1791. <https://doi.org/10.1093/ntr/ntt061> PMID: 23658395

51. Borderud SP, Li Y, Burkhalter JE, Sheffer CE, Ostroff JS. Electronic cigarette use among patients with cancer: Characteristics of electronic cigarette users and their smoking cessation outcomes. *Cancer*. 2014; 120: 3527–3535. <https://doi.org/10.1002/cncr.28811> PMID: 25252116
52. Brown J, Beard E, Kotz D, Michie S, West R. Real-world effectiveness of e-cigarettes when used to aid smoking cessation: a cross-sectional population study. *Addiction*. 2014; 109: 1531–1540. <https://doi.org/10.1111/add.12623> PMID: 24846453
53. Choi K, Forster JL. Authors' response. *Am J Prev Med*. 2014; 46: e58–59. <https://doi.org/10.1016/j.amepre.2014.02.013> PMID: 24842747
54. Christensen T, Welsh E, Faseru B. Profile of e-cigarette use and its relationship with cigarette quit attempts and abstinence in Kansas adults. *Prev Med*. 2014; 69: 90–94. <https://doi.org/10.1016/j.yjmed.2014.09.005> PMID: 25230365
55. Grana RA, Popova L, Ling PM. A longitudinal analysis of e-cigarette use and smoking cessation. *JAMA Intern Med*. 2014; 174: 812–813. <https://doi.org/10.1001/jamainternmed.2014.187> PMID: 24664434
56. Prochaska JJ, Grana RA. E-cigarette use among smokers with serious mental illness. *PLoS One*. 2014; 9: e113013. <https://doi.org/10.1371/journal.pone.0113013> PMID: 25419703
57. Al-Delaimy WK, Myers MG, Leas EC, Strong DR, Hofstetter CR. E-Cigarette Use in the Past and Quitting Behavior in the Future: A Population-Based Study. *Am J Public Health*. 2015; 105: 1213–1219. <https://doi.org/10.2105/AJPH.2014.302482> PMID: 25880947
58. Harrington KF, Cheong J, Hendricks S, Kohler C, Bailey WC. E-cigarette and Traditional Cigarette Use Among Smokers During Hospitalization and 6 Months Later. *Cancer Epidemiol Biomarkers Prev*. 2015; 24: 762–762. <https://doi.org/10.1158/1055-9965.EPI-15-0109>
59. Hitchman SC, Brose LS, Brown J, Robson D, McNeill A. Associations Between E-Cigarette Type, Frequency of Use, and Quitting Smoking: Findings From a Longitudinal Online Panel Survey in Great Britain. *Nicotine Tob Res Off J Soc Res Nicotine Tob*. 2015; 17: 1187–1194. <https://doi.org/10.1093/ntr/ntv078> PMID: 25896067
60. Manzoli L, Flacco ME, Fiore M, La Vecchia C, Marzuillo C, Gualano MR, et al. Electronic Cigarettes Efficacy and Safety at 12 Months: Cohort Study. *PLoS ONE*. 2015; 10: 1–14.
61. McQueen N, Partington EJ, Harrington KF, Rosenthal EL, Carroll WR, Schmalbach CE. Smoking Cessation and Electronic Cigarette Use among Head and Neck Cancer Patients. *Otolaryngol—Head Neck Surg Off J Am Acad Otolaryngol-Head Neck Surg*. 2016; 154: 73–79. <https://doi.org/10.1177/0194599815613279> PMID: 26519457
62. Sutfin EL, Reboussin BA, Debinski B, Wagoner KG, Spangler J, Wolfson M. The Impact of Trying Electronic Cigarettes on Cigarette Smoking by College Students: A Prospective Analysis. *Am J Public Health*. 2015; 105: e83–89. <https://doi.org/10.2105/AJPH.2015.302707> PMID: 26066954
63. Pearson JL, Stanton CA, Cha S, Niaura RS, Luta G, Graham AL. E-cigarettes and smoking cessation: Insights and cautions from a secondary analysis of data from a study of online treatment-seeking smokers. *Nicotine Tob Res*. 2014; ntu269. <https://doi.org/10.1093/ntr/ntu269> PMID: 25542911
64. Zawertailo L, Pavlov D, Ivanova A, Ng G, Baliunas D, Selby P. Concurrent e-cigarette use during tobacco dependence treatment in primary care settings: Association with smoking cessation at 3- and 6-months. *Nicotine Tob Res Off J Soc Res Nicotine Tob*. 2016; <https://doi.org/10.1093/ntr/ntw218> PMID: 27613911
65. Shi Y, Pierce JP, White M, Vijayaraghavan M, Compton W, Conway K, et al. E-cigarette use and smoking reduction or cessation in the 2010/2011 TUS-CPS longitudinal cohort. *BMC Public Health*. 2016; 16: 1105. <https://doi.org/10.1186/s12889-016-3770-x> PMID: 27769302
66. Biener L, Hargraves JL. A longitudinal study of electronic cigarette use among a population-based sample of adult smokers: association with smoking cessation and motivation to quit. *Nicotine Tob Res Off J Soc Res Nicotine Tob*. 2015; 17: 127–133. <https://doi.org/10.1093/ntr/ntu200> PMID: 25301815
67. Zhuang Y-L, Cummins SE, Sun JY, Zhu S-H. Long-term e-cigarette use and smoking cessation: a longitudinal study with US population. *Tob Control*. 2016; 25: i90–i95. <https://doi.org/10.1136/tobaccocontrol-2016-053096> PMID: 27697953
68. Warner KE, Murt HA. Impact of the antismoking campaign on smoking prevalence: a cohort analysis. *J Public Health Policy*. 1982; 3: 374–390. PMID: 7153358
69. IARC. Evaluating the Effectiveness of Smoke-free Policies [Internet]. Lyon, France: International Agency for Research on Cancer, World Health Organization; 2009. Report No.: Volume 13. Available: <https://www.iarc.fr/en/publications/pdfs-online/prev/handbook13/handbook13.pdf>
70. Ambrose BK, Day HR, Rostron B, et al. FLavored tobacco product use among us youth aged 12–17 years, 2013–2014. *JAMA*. 2015; 314: 1871–1873. <https://doi.org/10.1001/jama.2015.13802> PMID: 26502219

71. Coleman BN, Rostron B, Johnson SE, Ambrose BK, Pearson J, Stanton CA, et al. Electronic cigarette use among US adults in the Population Assessment of Tobacco and Health (PATH) Study, 2013–2014. *Tob Control*. 2017; <https://doi.org/10.1136/tobaccocontrol-2016-053462> PMID: 28624763
72. Ayers JW, Leas EC, Allem J-P, Benton A, Dredze M, Althouse BM, et al. Why do people use electronic nicotine delivery systems (electronic cigarettes)? A content analysis of Twitter, 2012–2015. *PLOS ONE*. 2017; 12: e0170702. <https://doi.org/10.1371/journal.pone.0170702> PMID: 28248987
73. Harrell PT, Simmons VN, Piñeiro B, Correa JB, Menzie NS, Meltzer LR, et al. E-cigarettes and expectancies: why do some users keep smoking? *Addict Abingdon Engl*. 2015; <https://doi.org/10.1111/add.13043> PMID: 26173651
74. Selya AS, Dierker L, Rose JS, Hedeker D, Mermelstein RJ. The Role of Nicotine Dependence in E-Cigarettes' Potential for Smoking Reduction. *Nicotine Tob Res*. <https://doi.org/10.1093/ntr/ntx160> PMID: 29065204
75. Vandrevalla T, Coyle A, Walker V, Cabrera Torres J, Ordoña I, Rahman P. 'A good method of quitting smoking' or 'just an alternative to smoking'? Comparative evaluations of e-cigarette and traditional cigarette usage by dual users. *Health Psychol Open*. 2017;4. <https://doi.org/10.1177/2055102916684648> PMID: 28680694
76. Jensen RP, Luo W, Pankow JF, Strongin RM, Peyton DH. Hidden Formaldehyde in E-Cigarette Aerosols. *N Engl J Med*. 2015; 372: 392–394. <https://doi.org/10.1056/NEJMc1413069> PMID: 25607446
77. Bhatnagar A. E-Cigarettes and Cardiovascular Disease Risk: Evaluation of Evidence, Policy Implications, and Recommendations. *Curr Cardiovasc Risk Rep*. 2016; 10: 1–10. <https://doi.org/10.1007/s12170-015-0480-3>
78. Schweitzer KS, Chen SX, Law S, Van Demark M, Poirier C, Justice MJ, et al. Endothelial disruptive proinflammatory effects of nicotine and e-cigarette vapor exposures. *Am J Physiol Lung Cell Mol Physiol*. 2015; 309: L175–187. <https://doi.org/10.1152/ajplung.00411.2014> PMID: 25979079
79. Martin EM, Clapp PW, Rebuli ME, Pawlak EA, Glista-Baker E, Benowitz NL, et al. E-cigarette use results in suppression of immune and inflammatory-response genes in nasal epithelial cells similar to cigarette smoke. *Am J Physiol Lung Cell Mol Physiol*. 2016; 311: L135–144. <https://doi.org/10.1152/ajplung.00170.2016> PMID: 27288488
80. Leventhal AM, Stone MD, Andrabi N, Barrington-Trimis J, Strong DR, Sussman S, et al. Association of e-Cigarette Vaping and Progression to Heavier Patterns of Cigarette Smoking. *JAMA*. 2016; 316: 1918–1920. <https://doi.org/10.1001/jama.2016.14649> PMID: 27825000
81. Farsalinos KE, Spyrou A, Tsimopoulou K, Stefopoulos C, Romagna G, Voudris V. Nicotine absorption from electronic cigarette use: comparison between first and new-generation devices. *Sci Rep*. 2014; 4: 4133. <https://doi.org/10.1038/srep04133> PMID: 24569565
82. Wagener TL, Floyd EL, Stepanov I, Driskill LM, Frank SG, Meier E, et al. Have combustible cigarettes met their match? The nicotine delivery profiles and harmful constituent exposures of second-generation and third-generation electronic cigarette users. *Tob Control*. 2016; <https://doi.org/10.1136/tobaccocontrol-2016-053041> PMID: 27729564
83. Caponnetto P, Campagna D, Cibella F, Morjaria JB, Caruso M, Russo C, et al. Efficiency and Safety of an eElectronic cigarette (ECLAT) as tobacco cigarettes substitute: a prospective 12-month randomized control design study. *PloS One*. 2013; 8: e66317. <https://doi.org/10.1371/journal.pone.0066317> PMID: 23826093
84. Delnevo CD, Giovenco DP, Steinberg MB, Villanti AC, Pearson JL, Niaura RS, et al. Patterns of Electronic Cigarette Use Among Adults in the United States. *Nicotine Tob Res Off J Soc Res Nicotine Tob*. 2015; <https://doi.org/10.1093/ntr/ntv237> PMID: 26525063
85. Brisson M, Edmunds WJ. Impact of model, methodological, and parameter uncertainty in the economic analysis of vaccination programs. *Med Decis Mak Int J Soc Med Decis Mak*. 2006; 26: 434–446. <https://doi.org/10.1177/0272989X06290485> PMID: 16997923
86. Briggs AH, Weinstein MC, Fenwick EAL, Karnon J, Sculpher MJ, Paltiel AD. Model Parameter Estimation and Uncertainty Analysis A Report of the ISPOR-SMDM Modeling Good Research Practices Task Force Working Group–6. *Med Decis Making*. 2012; 32: 722–732. <https://doi.org/10.1177/0272989X12458348> PMID: 22990087
87. Hoeting JA, Madigan D, Raftery AE, Volinsky CT. Bayesian Model Averaging: A Tutorial. *Stat Sci*. 1999; 14: 382–401.
88. Sculpher M, Fenwick E, Claxton K. Assessing quality in decision analytic cost-effectiveness models. A suggested framework and example of application. *PharmacoEconomics*. 2000; 17: 461–477. PMID: 10977388
89. AL S, Force for the USPST. Behavioral and pharmacotherapy interventions for tobacco smoking cessation in adults, including pregnant women: U.s. preventive services task force recommendation statement. *Ann Intern Med*. 2015; 163: 622–634. <https://doi.org/10.7326/M15-2023> PMID: 26389730

90. Flint SW, Jones AW. The irresponsible promotion of e-cigarettes and Swaptober. *Lancet Respir Med*. 2017; [https://doi.org/10.1016/S2213-2600\(17\)30473-3](https://doi.org/10.1016/S2213-2600(17)30473-3)
91. UK National Institute for Health and Care Excellence. Smoking cessation interventions and services: systematic reviews [Internet]. London: UK National Institute for Health and Care Excellence; 2017. Available: <https://www.nice.org.uk/guidance/gid-phg94/documents/guideline-appendices> <https://doi.org/10.1186/s13643-017-0591-7>
92. Messer K, Trinidad DR, Al-Delaimy WK, Pierce JP. Smoking Cessation Rates in the United States: A Comparison of Young Adult and Older Smokers. *Am J Public Health*. 2008; 98: 317–322. <https://doi.org/10.2105/AJPH.2007.112060> PMID: 18172143
93. H P, C L, LD E and S. Adding E-Cigarettes to Specialist Stop-Smoking Treatment: City of London Pilot Project. *J Addict Res Ther*. 2015; 2015. <https://doi.org/10.4172/2155-6105.1000244>
94. Pavlov D, Ivanova A, Hussain S, Selby P, Zawertailo L. Adoption of e-cigarettes during tobacco dependence treatment is associated with poorer quit outcomes. Philadelphia, PA; 2015. pp. PA13–4.
95. Bondy SJ, Victor JC, Diemert LM, Mecredy GC, Chaiton M, Brown KS, et al. Transitions in Smoking Status Over Time in a Population-Based Panel Study of Smokers. *Nicotine Tob Res*. 2013; 15: 1201–1210. <https://doi.org/10.1093/ntr/nts259> PMID: 23231826
96. U.S. Department of Health and Human Services. Preventing tobacco use among youth and young adults: a report of the Surgeon General [Internet]. Atlanta, GA: U.S. Department of Health and Human Services, Centers for Disease Control and Prevention, National Center for Chronic Disease Prevention and Health Promotion, Office on Smoking and Health; 2012. Available: <http://www.ncbi.nlm.nih.gov/books/NBK99237/>
97. Brian Primack, Ariel Shensa, Jaime E. Sidani, Beth L. Hoffman, Samir Soneji, Michael J. Fine, et al. Initiation of Cigarette Smoking After E-Cigarette Use: A Nationally Representative Study. Washington DC; 2016. Available: http://www.sbm.org/UserFiles/file/am16-final_v15-lores_forwebsite.pdf
98. Jha P, Ramasundarahettige C, Landsman V, Rostron B, Thun M, Anderson RN, et al. 21st-Century Hazards of Smoking and Benefits of Cessation in the United States. *N Engl J Med*. 2013; 368: 341–350. <https://doi.org/10.1056/NEJMsa1211128> PMID: 23343063