

UC Riverside

UC Riverside Previously Published Works

Title

Formation of tungsten ethylidene complexes from diethyl complexes through a proton-catalyzed rearrangement of ethylene

Permalink

<https://escholarship.org/uc/item/9d35n4kp>

Journal

Chemical Science

ISSN

2041-6520

Authors

Maji, Milan

Zeng, Landley

Schrock, Richard R

et al.

Publication Date

2025-11-12

DOI

10.1039/d5sc07302b

Copyright Information

This work is made available under the terms of a Creative Commons Attribution-NonCommercial License, available at <https://creativecommons.org/licenses/by-nc/4.0/>

Peer reviewed



EDGE ARTICLE



Cite this: DOI: 10.1039/d5sc07302b

All publication charges for this article have been paid for by the Royal Society of Chemistry

Formation of tungsten ethylidene complexes from diethyl complexes through a proton-catalyzed rearrangement of ethylene

Milan Maji, Landley Zeng, Richard R. Schrock, * Matthew P. Conley * and Veronica Carta

$W(NAr)_2Et_2$ ($Ar = 2,6$ -diisopropylphenyl) reacts with two equivalents of $R_{F9}OH$ ($OR_{F9} = OC(CF_3)_3$) to yield $W(NAr)(ArNH_2)(OR_{F9})_2(C_2H_4)$ complexes and ethane. In solution $W(NAr)(ArNH_2)(OR_{F9})_2(C_2H_4)$ decomposes to give $R_{F9}OH$, ethane, $W(NAr)(OR_{F9})_2(C_2H_4)$, and $W(NAr)(NHAr')(ArNH_2)(OR_{F9})$, in which Ar' contains a dehydrogenated isopropyl group ($Ar' = (2-i-Pr)(6-CMe=CH_2)C_6H_3$) coordinated to the metal. On a similar time scale $W(NAr)(OR_{F9})_2(CHCH_3)$ complexes are formed from $W(NAr)(OR_{F9})_2(C_2H_4)$ through an $ArNH_2$ -catalyzed rearrangement of the ethylene ligand. $W(NAr)(NHAr')(ArNH_2)(OR_{F9})$ reacts with cyclohexene to form methylenecyclohexene and complexes that contain an $NHAr''$ ligand where Ar'' is a disubstituted (methyl/aryl) alkylidene, $(2-i-Pr)(6-CMe)C_6H_3$ that is tethered to the metal through the amido nitrogen. In contrast to $W(NAr)(ArNH_2)(OR_{F9})_2(C_2H_4)$, analogous OR_{F6} ($OCMe(CF_3)_2$) and OR_{F3} ($OCMe_2(CF_3)$) complexes are relatively stable at 22 °C.

Received 20th September 2025

Accepted 24th October 2025

DOI: 10.1039/d5sc07302b

rsc.li/chemical-science

Introduction

Several recent papers^{1–10} have begun to provide answers to long-standing questions in the area of olefin metathesis¹¹ that concern how molybdenum or tungsten alkylidene complexes, $M=CRR'$ (R or $R' = H$ or an alkyl), are formed from olefins, in solution, or in metal complexes deposited on a support such as silica.¹² Two mechanisms have now been documented, mostly through synthetic and mechanistic studies of complexes in solution. One mechanism consists of a photochemical ring-contraction¹³ of a metallacyclopentane¹⁴ formed from two olefins in the presence of blue light (450 nm) to give a metallacyclobutane, a key intermediate in metathesis, or a terminal alkylidene through α hydrogen abstraction^{15–17} within the MC_4 ring.^{2,6,10} The second mechanism consists of a proton-catalyzed olefin rearrangement (an “ H_{cat} ” reaction^{18,19}), *i.e.*, addition of a proton to a bound alkene to give an intermediate alkyl that contains both α and β protons, followed by loss of an α proton to give an alkylidene.⁹ So far it has been shown that a proton can be provided by an external cationic acid (anilinium^{1,4,5}) or by an amine (RNH_2) upon binding to an electron-poor tungsten center.⁹

Addition of two equivalents of $R_{F9}OH$ or $R_{F6}OH$ to $W(NAr)_2R_2$ complexes ($R = n-Pr$ or $i-Pr$) has been found to lead to double protonation of the imido ligand and either propylene or isopropylidene complexes that interconvert in a $ArNH_2$ -catalyzed (H_{cat}) reaction; no n -propylidene complexes were observed.⁹ It was proposed that these H_{cat} reactions are under thermodynamic

control and that although terminal alkylidenes could be formed, they are not because isopropylidene complexes are at least 2–3 kcal mol^{−1} lower in energy than n -propylidene complexes in otherwise identical compounds. Because some of the earliest studies in metathesis concerned the synthesis of olefin metathesis initiators from main group alkylating agents such as ethyl aluminum compounds,^{20–23} an obvious question is can an ethylidene ligand be formed similarly upon addition of $R_{F9}OH$ to $W(NAr)_2Et_2$, and if so, by what mechanism? The results reported here attempt to answer these questions.

Results

Protonation of $W(NAr)_2Et_2$

$W(NAr)_2Et_2$ can be made in good yield through addition of ethyl Grignard to $W(NAr)_2Cl_2(1,2$ -dimethoxyethane). It has a metallocene-like^{24–27} structure (see Fig. 1) in which there is no evidence for either an α or a β agostic CH interaction^{28,29} in an ethyl group. Only three $W-N$ π interactions are likely in $W(NAr)_2Et_2$, leaving one occupied ligand-centered non-bonding orbital (LCNBO) at a relatively low energy that is susceptible to electrophilic attack.^{30–32}

Addition of two equivalents of $R_{F9}OH$ to a C_6D_6 solution of $W(NAr)_2Et_2$ yields a complex, but decipherable, mixture of species that evolves over time. The reactions that are supported by experimental data are summarized in eqn (1)–(3). Compound **1** forms first by what appears to be overall a double protonation of an imido ligand in $W(NAr)_2Et_2$ and β abstraction to give ethane in a diethyl intermediate. Compound **1** could be isolated through crystallization from pentane in 52% yield, but

Department of Chemistry, University of California, Riverside, California 92521, USA.
E-mail: richard.schrock@ucr.edu



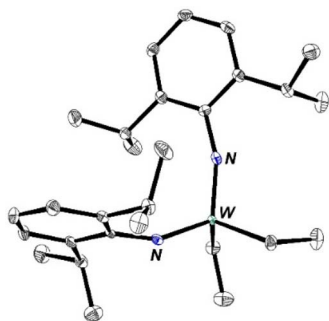
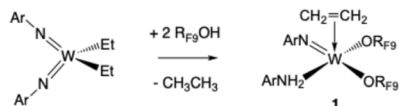
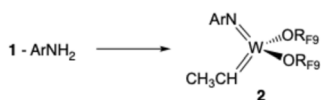


Fig. 1 The molecular structure of $W(NAr)_2Et_2$ as determined by SCXRD (hydrogen atoms have been omitted for clarity).

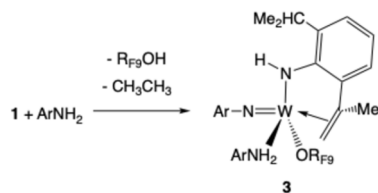
subsequent crops were contaminated with 2 and 3. An X-ray study shows that the structure of 1 is closest to a square pyramid with ethylene in the apical position and the OR_{F9} ligands *trans* to the imido and $ArNH_2$ ligands in basal positions (Fig. 2).



(1)



(2)



(3)

The formation of 2, 3, and a methylene complex (4; $W(NAr)(CH_2)(OR_{F9})_2$) in a typical reaction between $R_{F9}OH$ and $W(NAr)_2Et_2$ can be followed in the proton NMR spectral region between 8.6 and 11.8 ppm (Fig. 3). The two quartets for *anti* and *syn* H_α protons in isomers of $W(NAr)(OR_{F9})_2(CHCH_3)$ (2) begin to appear in minutes at 11.72 ppm and 11.16 ppm, respectively. These isomers form at approximately the same rate, with the *syn* isomer dominating after 22 h, probably through isomerization of *anti* to the lower energy *syn* isomer,³³ either through rotation about the $W=C$ bond or through a protonation/deprotonation sequence that involves formation of an intermediate ethyl complex. Complex 3, whose NH proton is observed at 8.8 ppm, forms at approximately the same rate as the ethylidene complexes. Finally, two resonances for inequivalent protons in a methylene complex, most likely $W(NAr)(OR_{F9})_2(CH_2)$, begin to appear after ~1 h. The relative amounts of 2, 3, and 4 vary somewhat from run to run, but in a spectrum similar to the top

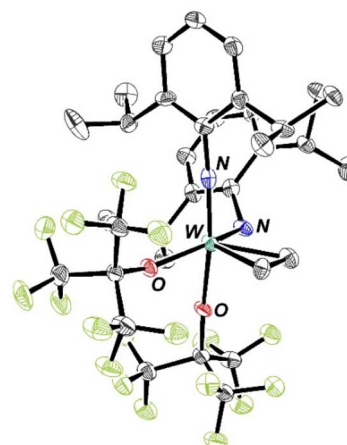


Fig. 2 The molecular structure of $W(NAr)(ArNH_2)(OR_{F9})_2(C_2H_4)$ (1) as determined by SCXRD.

one in Fig. 3 the amounts *versus* a 1,4-bis-TMS-benzene standard at room temperature after 24 h are 11% 2, 32% 3, and 13% 4 relative to the amount of starting 1.

It is clear that the $ArNH_2$ ligand is labile in 1 and that $ArNH_2$ is required for forming 2 catalytically (eqn (2)) and for forming 3 irreversibly (eqn (3)). NMR studies show that the $ArNH_2$ ligand in 1 is bound on the NMR time scale at low temperatures but dissociates at room temperature to give $W(NAr)(OR_{F9})_2(-ethylene)$, an analog of $W(NAr)(OSiPh_3)_2(ethylene)$.⁸ Therefore, addition of one equivalent of $B(C_6F_5)_3$ to 1 in solution gives a mixture of $W(NAr)(OR_{F9})_2(C_2H_4)$ and $(ArNH_2)[B(C_6F_5)_3]$ (Fig. S36). $W(NAr)(OR_{F9})_2(C_2H_4)$ was isolated as an orange oil in 61% yield after careful removal of crystalline $(ArNH_2)[B(C_6F_5)_3]$ from -30 °C pentane solutions, but crystals of $W(NAr)(OR_{F9})_2(C_2H_4)$ could not be obtained. A key fact is that $W(NAr)(OR_{F9})_2(C_2H_4)$ is relatively stable in solution in the absence of $ArNH_2$ (see S36–S38). However, when $ArNH_2$ is reintroduced into a solution of pure $W(NAr)(OR_{F9})_2(C_2H_4)$, mixtures that contain 2, 3, and 4 again form that are similar to

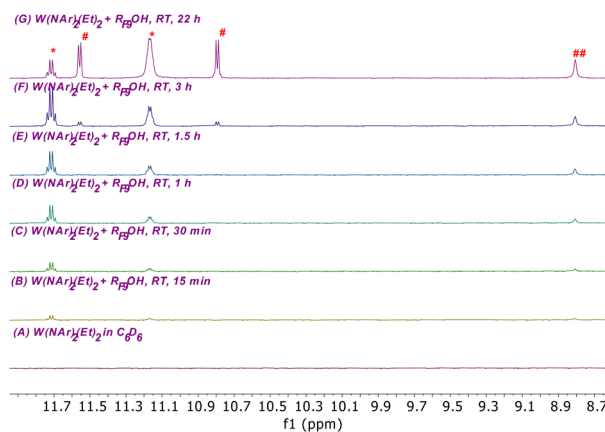


Fig. 3 Partial 1H NMR spectra showing the conversion of $W(NAr)_2Et_2$ to $W(NAr)(NAr')(ArNH_2)(OR_{F9})$ (3) (##), *syn* and *anti* ethylidene complexes ($CHMe^*$) (2), and a methyldiene complex ($CH_2\#$) (4).

those shown in Fig. 3. ArNH_2 is required for rearrangement of 1 to 2, but it is consumed to form 3. As with the recently reported interconversion of propylene and isopropylene complexes catalyzed by ArNH_2 ,⁹ details of these reactions are not clear, but it seems likely that ArNH_2 coordinates to tungsten before a proton transfers to another ligand in an H_{cat} reaction. The fact that the pK_{a} of anilinium and $\text{R}_{\text{F9}}\text{OH}$ are similar (~ 5) raises the possibility that anilinium could be a proton shuttle in some situations.

We propose that the ethylidene complexes form through an ArNH_2 -catalyzed rearrangement of the ethylene to an ethylidene ligand; an ethyl complex is the proposed intermediate. As noted earlier, $\text{W}(\text{NAr})(\text{OR}_{\text{F9}})_2(\text{C}_2\text{H}_4)$ is relatively stable at room temperature in solution. We assume that the ethylidene complexes do not contain coordinated ArNH_2 , as ArNH_2 is consumed to make $\text{W}(\text{NAr})(\text{NHAr}')(\text{ArNH}_2)(\text{OR}_{\text{F9}})$. We did not attempt to isolate the ethylidene complexes because 14e tungsten complexes of this general type are prone to decompose bimolecularly to give W_2 dimers when the terminal alkylidene is relatively small.^{34,35} We could find no example of an isolated 14e tungsten ethylidene complex of the type discussed here in the literature, although the stability of an ethylidene toward bimolecular decomposition will depend, *inter alia*, upon the degree of steric protection against bimolecular decomposition that is provided by large imido and alkoxide ligands (see also the Discussion section).

Compound 3 is formed when ArNH_2 in solution attacks 1. One Ar isopropyl group is dehydrogenated to give the Ar' group and ethane. Compound 3 could be isolated as red crystals. An X-ray study (Fig. 4) showed that the $\text{C}(\text{Me})=\text{CH}_2$ group in the NHAr' ligand so formed is bound to the metal. In a typical NMR spectrum the yield of $\text{W}(\text{NAr})(\text{NHAr}')(\text{ArNH}_2)(\text{OR}_{\text{F9}})$ relative to a 1,4-bis TMS benzene internal standard was of the order of 30% (Fig. S34). We propose that CH activation in the isopropyl group takes place in a $\text{W}(\text{NHAr})$ complex and is possible because the NHAr ligand is bent, which brings an isopropyl group closer to the metal than in a NAr ligand and thus facilitates CH activations in it. Intimate details of this reaction are unclear.

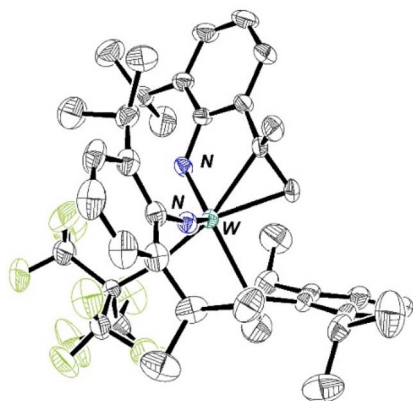
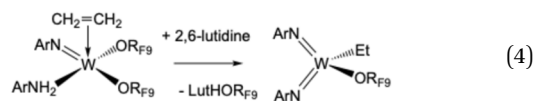


Fig. 4 The molecular structure of $\text{W}(\text{NAr})(\text{NHAr}')(\text{ArNH}_2)(\text{OR}_{\text{F9}})_2$ as determined by SCXRD.

The results presented so far suggest that the proton in coordinated ArNH_2 is relatively acidic. Therefore it could be removed by an external base. 2,6-Lutidine (Lut; two equivalents) reacts with 1 to form $\text{W}(\text{NAr})_2(\text{OR}_{\text{F9}})_2(\text{CH}_2\text{CH}_3)$ and $(\text{LutH})(\text{OR}_{\text{F9}})$ (eqn (4)), according to NMR data (Fig. S68 and 69).



The proton resonance in $(\text{LutH})(\text{OR}_{\text{F9}})$ is found at 14 ppm in the reaction mixture. No ethylidene complex was observed. Although we again do not know the precise sequence of reactions that leads to the result shown in eqn (4), it is clear that the protons in a bound ArNH_2 are removed, one is transferred to lutidine to yield lutidinium as a perfluoro-*t*-butoxide salt and the other is transferred to the ethylene ligand. Movement of a proton from N to C is related to protonation of bound styrene by $\text{PhNMe}_2\text{H}^{+1,5}$ and to intermediates formed in the reaction of $\text{W}(\text{NAr})_2\text{Et}_2$ with $\text{R}_{\text{F9}}\text{OH}$. For reference it should be noted that the pK_{a} of LutH^+ is ~ 9 in water, while that for ArNH_3^+ is ~ 5 .

It should be noted that addition of two equivalents of $\text{R}_{\text{F6}}\text{OH}$ or $\text{R}_{\text{F3}}\text{OH}$ to $\text{W}(\text{NAr})_2\text{Et}_2$ leads to formation of only $\text{W}(\text{NAr})(\text{ArNH}_2)(\text{OR}_{\text{F6}})_2(\text{ethylene})$ (54% isolated) and $\text{W}(\text{NAr})(\text{ArNH}_2)(\text{OR}_{\text{F3}})_2(\text{ethylene})$ (76% isolated as an oil), respectively. Both are stable in solution at 22 °C (Fig. S52) toward the type of reactions described for $\text{R}_{\text{F9}}\text{OH}$.

Reactions of 1 with ethylene

$\text{W}(\text{NAr})(\text{ArNH}_2)(\text{OR}_{\text{F9}})_2(\text{ethylene})$ reacts immediately with ethylene to give the 14e square pyramidal metallacyclopentane complex, $\text{W}(\text{NAr})(\text{OR}_{\text{F9}})_2(\text{C}_4\text{H}_8)$ (eqn (5) and Fig. 5), the only tungsten complex observed, and free ArNH_2 (Fig. S42 and S49). $\text{W}(\text{NAr})(\text{OR}_{\text{F9}})_2(\text{C}_4\text{H}_8)$ is also obtained as the only product upon treatment of $\text{W}(\text{NAr})(\text{OR}_{\text{F9}})_2(\text{ethylene})$ with ethylene (Fig. S46). A square pyramidal structure for the tungstacyclopentane in which the imido ligand is in an apical position is the only five-coordinate structural type that has been observed. Upon irradiation of $\text{W}(\text{NAr})(\text{OR}_{\text{F9}})_2(\text{C}_4\text{H}_8)$ with 450 nm light under ethylene the trigonal bipyramidal isomer of

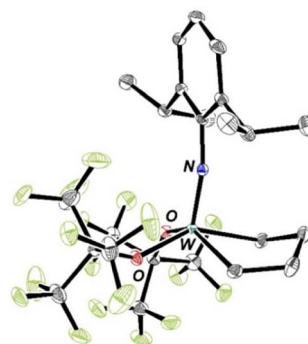
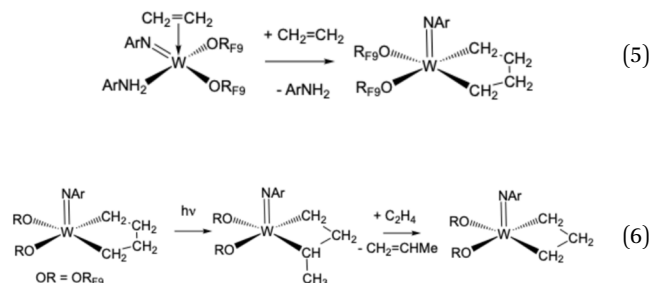


Fig. 5 The molecular structure of $\text{W}(\text{NAr})(\text{OR}_{\text{F9}})_2(\text{C}_4\text{H}_8)$ as determined by SCXRD.

$W(NAr)(OR_{F9})_2(C_3H_6)$ (Fig. 6 and S51) and propylene are formed (eqn (6)), as has been found for $W(NAr)(OSiPh_3)_2(C_4H_8)$.² Unsubstituted tungstacyclobutane complexes with a TBP structure analogous to that found for $W(NAr)(OR_{F9})_2(C_3H_6)$ have been observed when relatively electron-withdrawing alkoxides are present. SP tungstacyclobutane complexes, including substituted versions, have been observed when the alkoxides are more electron-donating ($OCMe_3$ or $OC(CF_3)Me_2$).^{17,36}



Because tungsten imido ethylene complexes are not common, it would be desirable to make one that can be used to make others in the absence of aniline. In a reaction analogous to that reported for $Mo(NAr)(OTf)_2(C_2H_4)(dme)$,³⁷ $W(NAr)(CHCMe_2-Ph)(OTf)_2(dme)$ was treated with ethylene (60 psi) in toluene for two days at 80 °C. $W(NAr)(OTf)_2(C_2H_4)(dme)$ was isolated as an orange powder in ~50% yield upon filtration of the reaction mixture (Fig. S83–86). A variety of aniline-free ethylene derivatives should be preparable from $W(NAr)(OTf)_2(C_2H_4)(dme)$.

Reactions of 3 with ethylene and cyclohexene

$W(NAr)(NHAr')(ArNH_2)(OR_{F9})$ reacts immediately upon diffusion of ethylene into a solution containing it to yield a deep red compound that we propose to be the tricyclic complex shown in eqn (7), and free $ArNH_2$ (Fig. S72–S76). This tricyclic compound is unchanged when irradiated with 450 nm LED light in the absence or presence of ethylene, unlike other unsubstituted or

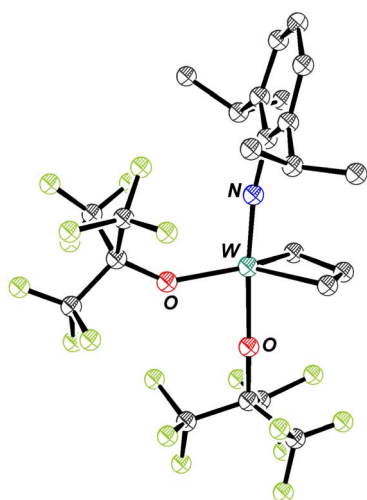
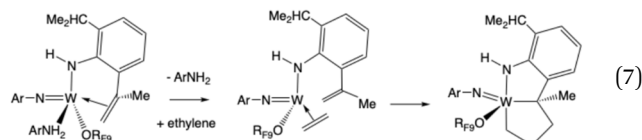


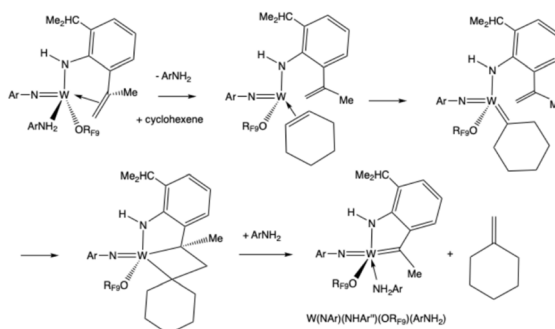
Fig. 6 The molecular structure of $W(NAr)(C_3H_6)(OR_{F9})_2$ as determined by SCXRD.

substituted tungstacyclopentanes of a similar type.^{2,4,6} It is stable in benzene in the presence of ethylene, but it reverts to $W(NAr)(NHAr')(ArNH_2)(OR_{F9})$ when ethylene is removed from the sample *in vacuo* (Fig. S77). It has not been isolated so far for that reason. The ¹³C chemical shifts for the α carbon atoms in the WC_4 ring in $W(NAr)(Ar'NHC_2H_4)(OR_{F9})$ are 95.1 ppm (for $C_\alpha Me$) and 72.9 ppm (for $C_\alpha H_2$; Fig. S76). The C_β resonances are found at 50.78 ppm (for C_β next to $C_\alpha Me$) and 36.84 ppm (for C_β next to CH_2).



$W(NAr)(NHAr')(ArNH_2)(OR_{F9})$ also reacts with cyclohexene at 100 °C to give methylene cyclohexane and a deep purple solution that contains a complex in which there is an alkylidene ligand with a C_α resonance at 214.8 ppm (Fig. S82). All NMR data are consistent with the purple complex being the monomer shown in Scheme 1 or a dimeric version of it (see discussion immediately below). We propose that cyclohexene replaces $ArNH_2$ and the bound olefin in the $NHAr'$ ligand and is converted into a cyclohexylidene ligand in an $ArNH_2$ -catalyzed reaction.⁹ A metathesis reaction between the cyclohexylidene and the $CMe=CH_2$ group then yields methylenecyclohexane (<50% according to NMR studies) (Fig. S79) and a compound that contains a tethered alkylidene (the $NHAr''$ ligand; Scheme 1).

All efforts to crystallize a product from the reaction mixture shown in Scheme 1 failed. Therefore, four equivalents of pyridine were added to the purple crude reaction mixture in an effort to replace $ArNH_2$ in the proposed complex shown in Scheme 1 with a more strongly bound pyridine ligand. The mixture turned deep red and crystals began to form after 1 h. A dimeric complex (Fig. 7) is formed through the proposed reaction shown in eqn (8) in which the $NHAr'$ ligand (lower right) is now bridging two tungsten centers with $W-N$ distances of 2.14 and 2.32 Å and the $NHAr'$ ligand has lost its NH proton to yield $R_{F9}OH$ and an unsymmetrically bridging NAr' ligand (upper left); the $W-N$ distances are 1.83 and 2.32 Å.



Scheme 1 The proposed mechanism of formation of methylenecyclohexane and $W(NAr)(NHAr'')(OR_{F9})(ArNH_2)$.

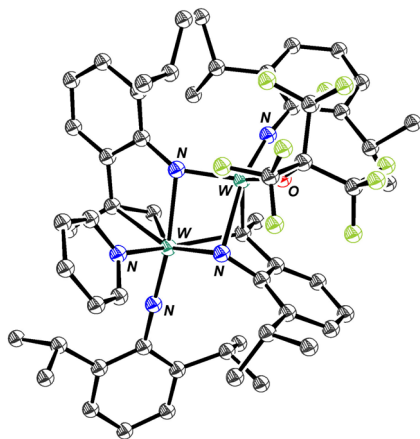
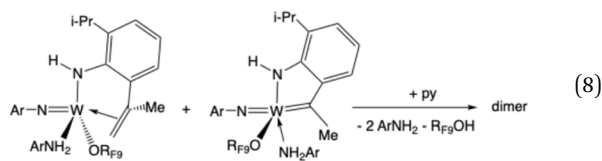


Fig. 7 The molecular structure of $W(NAr)(py)[(\mu-NAr')(\mu-NHAr'')]W(NAr)(OR_{F9})$ as determined by SCXRD.



The W–C bond lengths in the bridging $NHAr''$ ligand shown in Fig. 7 are 2.139 Å and 2.294 Å, which are similar to the W–C bond lengths in the $\mu-CH_2$ ligands found in $[W(NAr_{Cl})(\mu-CH_2)_2(Biphen)]_2$ (Ar_{Cl} = 2,6-dichlorophenyl).³⁸ The W–C distances are 2.27 Å and 1.98 Å for a difference of 0.29 Å compared to a difference of 0.16 Å in the compound in Fig. 7. In $[W(NAr)(Biphen)(\mu-CH_2)_2]$ the C_α resonance is found at 186 ppm with J_{CW} values of 79 and 37 Hz.³⁹ The alkylidene C_α resonance in the dimer shown in Fig. 7 was found at 301.4 ppm (Fig. S26 and S82). We propose that the initial purple product formed from $W(NAr)(NHAr')(ArNH_2)(OR_{F9})$ is a dimer related to that shown in Fig. 7, perhaps one in which a labile $ArNH_2$ ligand is bound in place of the pyridine in the isolated complex.

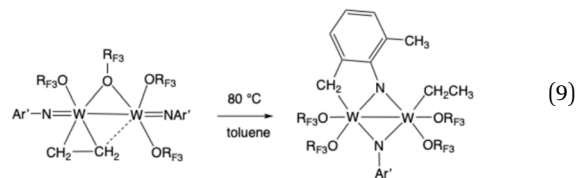
A chemical shift of 301.4 ppm for the alkylidene carbon atom in $W(NAr)(py)[(\mu-NAr')(\mu-NHAr'')]W(NAr)(OR_{F9})$ is more indicative of a nonbridging alkylidene. Therefore, DOSY NMR studies on $W(NAr)(py)[(\mu-NAr')(\mu-NHAr'')]W(NAr)(OR_{F9})$ were carried out in benzene- d_6 (see SI). Those studies showed that a single compound is present (Fig. S31) that has a molecular weight within experimental error of that corresponding to the dimer shown in Fig. 7. On this basis the simplest explanation is that a chemical shift of 301.4 ppm for the bridging alkylidene carbon atom in $W(NAr)(py)[(\mu-NAr')(\mu-NHAr'')]W(NAr)(OR_{F9})$ is correct. However, we favor the possibility that $W(NAr)(py)[(\mu-NAr')(\mu-NHAr'')]W(NAr)(OR_{F9})$ has isomerized to yield a dimer in which the alkylidene C_α is no longer bridging two metal centers. The main point, however, is that the NAr'' framework that contains a disubstituted (CHMe) tethered alkylidene has been formed with the mechanism being a metathesis reaction that yields methylenecyclohexane, as shown in Scheme 1.

Discussion and conclusions

The reactions reported here are part of an exploration of proton transfers between C, N, and O atoms in the first coordination sphere of high oxidation state organometallic Mo and W complexes relevant to olefin metathesis that began with the isomerization of styrene complexes to phenethylidene complexes.^{1,4,5} The present study was aimed at determining whether ethylidene complexes could be formed through proton migrations between C, N, and O atoms in a manner similar to reactions where internal alkylidenes are formed from propyl⁹ or cyclohexyl^{7,8} ligands. We have found here that ethylidene complexes indeed can be formed from diethyl complexes, but ethylene complexes are formed first followed by an $ArNH_2$ -catalyzed isomerization of ethylene to ethylidene complexes. No ethylidene complexes are observed at 22 °C when the added alcohol is $R_{F6}OH$ or $R_{F3}OH$, presumably because protons from a coordinated aniline are much more mobile in perfluoro-*t*-butoxide complexes.

A 10% yield of ethylidenes from diethyl complexes would be more than enough to account for the catalytic metathesis activities observed in “classical” metathesis systems in which the alkylidene initiators are formed upon addition of a main group ethylating reagent. Formation of ethylidenes through an α abstraction or deprotonation reaction of course cannot be excluded in other circumstances, but in the chemistry reported here an $ArNH_2$ -catalyzed rearrangement of an ethylene ligand seems far more likely to be the way ethylidene complexes are formed.

The possible roles that bimolecular decomposition reactions in solution to give metal–metal bonded complexes can play in high oxidation state organometallic tungsten chemistry have not been fully explored in the literature, in part because of the almost endless number of possibilities. The ethylene required for metathesis reactions that we proposed earlier as the origin of methylene complexes could be formed through bimolecular decomposition of ethylene complexes to give W_2 dimers. An example is the following (Ar' is 2,6-dimethylphenyl in this case):⁴⁰ “Upon heating $\{W(NAr')[OCMe_2(CF_3)]_2(C_2H_4)\}$ in toluene to 80 °C, it loses ethylene to yield $\{W(NAr')[OCMe_2(CF_3)]_2\}_2$, but also is transformed into a new species that has C_1 -symmetry and that contains an ethyl group as a consequence of activation of an *ortho* methyl group in the NAr' ligand” (eqn (9) is taken directly from ref. 40). The complex with C_1 -symmetry is the $W(v)$ product shown in eqn (9) that contains two bridging imido groups. Both dimers shown in eqn (9) were crystallographically characterized.



The chemistry described in the quote and in eqn (9) is similar to the chemistry reported in this paper in that it includes proton transfers between C, N, and O atoms in the first coordination sphere (see also the synthesis and X-ray structure of $[W(NAr_{Cl})(Biphen)]_2(\mu-CH_2CH_2)$, in which an ethylene carbon is bound to each tungsten³⁹). It also should be noted that tungsten–tungsten complexes can initiate olefin metathesis reactions.⁴⁰ Although bimolecular chemistry may be slow relative to monometallic chemistry, it must be considered to be a source of products over the long term in metathesis chemistry in solution, even to the extent of reforming free ethylene through a complex decomposition of ethylenes that may involve chemistry of tungsten–tungsten dimers.

Bridging, high oxidation state alkylidenes of Mo and W are rare. We are aware of two that have been reported.^{38,39} Both are bridging methylenes; one of the two has been crystallographically characterized. The bridging alkylidene complex shown in Fig. 7 is a third example. Because a substituted alkylidene cannot form an alkylidyne ligand, it could eventually be an initiator in a metathesis reaction upon rearrangement of a dimer to an isomer that contains a nonbridging alkylidene or to yield a monomeric alkylidene complex. The disubstituted bridging alkylidene found in the structure shown in Fig. 7 is the only one reported to our knowledge. The possibility that the dimer in Fig. 7 may isomerize to one that contains a nonbridging alkylidene (with C_{α} at 301.4 ppm) suggests that reactive disubstituted alkylidene complexes may be available from dimers.

The diisopropylphenylimido (NAr) ligand has been a mainstay of much metathesis-related imido chemistry of Mo and W, largely because it has been stable toward unimolecular or bimolecular side reactions that involve it. But as we have shown here, an *o*-isopropyl group in the Ar group can be dehydrogenated. The dehydrogenation probably takes place in bound $ArNH_2$ and/or $ArNH$ ligands, because in both, the $M-N-C_{ipso}$ angle is much smaller than in NAr ligands (where it is typically $>160^\circ$). A decomposition of $Mo(NAr)(CH_2=CH_2)(OAr)_2$ to give $Mo(NAr)(OAr)(OAr')(Et_2O)$ is related to the results described here.⁵

The sequence of reactions shown in Scheme 1 are proposed to lead to the unusual tethered internal alkylidene as a consequence of formation of a cyclohexylidene ligand from cyclohexene. High oxidation state tungsten alkylidenes that are tethered to a covalently bound ligand are gaining increased attention in metathesis chemistry because of the mechanistic restrictions that such designs can impose.^{41–47} Although the method of forming the tethered $NHAr''$ alkylidenes described here is relatively exotic, simpler, more accessible methods could be developed for making them and variations of them.

Experimental section

General considerations

Unless otherwise stated, all manipulations were carried out using standard Schlenk or glovebox techniques under an N_2 atmosphere. Pentane, diethyl ether, dichloromethane, benzene and toluene were dried and deoxygenated by argon purge

followed by passage through activated alumina in a solvent purification system and storage over 4 Å molecular sieves. Solvents that do not contain halides or CN groups were tested with a purple solution of sodium benzophenone ketyl in THF to confirm effective oxygen and moisture removal prior to use. $W(NAr)_2Cl_2(dme)$ was prepared according to a reported procedure.¹ Perfluoro-*t*-butanol and hexafluoro-*t*-butanol were stored over activated 4 Å molecular sieves. 1,4-TMS benzene, isopropyl magnesium chloride, and *n*-propyl magnesium chloride were purchased from Sigma-Aldrich. $B(C_6F_5)_3$ was purchased from Alfa chemical and sublimed before use. Elemental analyses were performed by Atlantic Microlab, Inc., Norcross, GA. Deuterated solvents were purchased from Cambridge Isotope Laboratories Inc. They were degassed and dried over activated 4 Å molecular sieves for at least 24 h prior to use. NMR spectra were recorded on Bruker Avance 600 MHz and Bruker Avance 500 MHz spectrometers. 1H and ^{13}C chemical shifts are reported in ppm relative to tetramethylsilane using residual solvent as an internal standard. ^{19}F chemical shifts are reported in ppm relative to trichlorofluoromethane as an external standard. NMR data can be found in the SI.

Synthesis of $W(NAr)_2Et_2$

$W(NAr)_2Cl_2(dme)$ (1.00 g, 1.50 mmol), a magnetic stir bar, and diethyl ether (20 mL) were added to a 100 mL round bottom flask. The flask was cooled to $-116^\circ C$ and a $-116^\circ C$ solution of ethyl magnesium bromide (0.40 g, 3.01 mmol, 2 equiv.) in 5 mL of diethyl ether was added over a period of 3 min in a dropwise manner. The orange solution immediately turned yellow, and a white precipitate began to form. The mixture was warmed to room temperature over 3 h. All volatiles were then removed *in vacuo* and the residue was then extracted in pentane (3×5 mL) and the mixture was filtered through Celite. Pentane was removed *in vacuo* and the solid residue was redissolved in minimal pentane (~ 4 mL). Two batches of orange crystals were obtained upon storing the pentane solution in a freezer at $-30^\circ C$ overnight; yield 0.773 g, 87%. A reaction on a scale of 4–5 g led to a decreased yield of $\sim 50\%$. Anal. calcd for $C_{28}H_{44}N_2W$: C, 56.76; H, 7.49; N, 4.73. Found C, 56.32; H, 7.59; N, 4.77 (see SI for complete NMR data).

Synthesis of $W(NAr)(OR_{F9})_2(C_2H_4)(ArNH_2)$

$W(NAr)_2Et_2$ (1.60 g, 2.70 mmol), a magnetic stir bar, and pentane (20 mL) were added to a 100 mL round bottom flask. The flask was cooled to $-130^\circ C$ and a solution of $R_{F9}OH$ (1.34 g, 5.67 mmol, 2.10 equiv.) in 5 mL of pentane was added dropwise over a period of 3 min. The mixture was allowed to warm to room temperature over a period of 30 min. The color changed from orange-yellow to red. All volatiles were then removed *in vacuo* and the solid residue was dissolved in ~ 3 mL of pentane. One batch of orange-red crystalline solid was obtained upon storing the pentane solution at $-30^\circ C$ overnight; yield 1.47 g, 52%. Only the first crop of crystals should be collected within one day, as subsequent crops contain increasing amounts of $W(NAr)(Ar'NH)(ArNH_2)(OR_{F9})$ (see below). Anal. calcd for

WC₃₄H₄₀F₁₈N₂O₂W: C, 39.47; H, 3.90; N, 2.71. Found C, 40.12; H, 4.18; N, 2.46.

Synthesis of W(NAr)(OR_{F9})₂(C₂H₄)

In a 20 mL glass vial, W(NAr)(OR_{F9})₂(C₂H₄)(ArNH₂) (300 mg, 0.299 mmol), B(C₆F₅)₃ (148 mg, 0.299 mmol, 1 equiv.), and pentane (5 mL) were added. This solution was stirred at room temperature for 1 h. The volume was reduced to ~3 mL and kept at -30 °C overnight. ArNH₂(B(C₆F₅)₃) precipitated as a white crystalline solid and the mother liquor was quickly pipetted out. This process was repeated twice. The final product was obtained as an orange oil; yield 152 mg (61%). No crystals have been obtained.

Synthesis of W(NAr)(OR_{F9})₂(C₄H₈)

W(NAr)(OR_{F9})₂(C₂H₄)(ArNH₂) (80 mg, 0.077 mmol) was dissolved in benzene (3 mL) in a 25 mL storage flask and the flask was sealed and subjected to three freeze-pump-thaw cycles. This solution was exposed to an ethylene atmosphere (15 psi) at room temperature and stirred with a magnetic stir-bar. The color changed immediately from orange to yellow. All volatiles were removed *in vacuo* and the yellow orange oil was dissolved in pentane (~1.0 mL) and the solution transferred to a 20 mL glass vial and placed inside the freezer at -30 °C of glovebox. X-ray quality yellow crystals of the desired compound were obtained after 1 day from pentane. NMR spectra showed W(NAr)(OR_{F9})₂(C₄H₈) to be the only tungsten product. The same result was obtained in a reaction between W(NAr)(OR_{F9})₂(C₂H₄) and ethylene.

Synthesis of W(NAr)(OR_{F9})₂(C₃H₆)

W(NAr)(ArNH₂)(OR_{F9})₂(C₂H₄) (50 mg, 0.048 mmol) was dissolved in a mixture of pentane (0.5 mL) and toluene (0.1 mL) and the solution was transferred to a J. Young NMR tube that was sealed and subjected to freeze-pump-thaw three times before adding ethylene (15 psi). The color of the solution of the solution changed from orange to yellow, as described above. This tube was then irradiated with blue LED (Kessil LED at 450 nm) for 2 h at ambient temperature. NMR examination of a portion of the product from which all solvent had been removed showed that only W(NAr)(OR_{F9})₂(C₃H₆) and ArNH₂ were present. The tube was kept inside the freezer at -30 °C to give X-ray quality yellow crystals of W(NAr)(OR_{F9})₂(C₃H₆) after 3 days.

Synthesis of W(NAr)(OR_{F6})₂(C₂H₄)(ArNH₂)

This synthesis is similar to that for W(NAr)(OR_{F9})₂(C₂H₄)(ArNH₂) from W(NAr)₂Et₂ (584 mg, 0.980 mmol) and a solution of R_{F6}OH (233 mg, 2.07 mmol, 2.1 equiv.) in 10 mL of pentane. The solid residue was recrystallized from minimal pentane (~3 mL). One batch of orange crystalline solid was collected after storing the pentane solution at -30 °C overnight; yield 494 mg (54%). Anal. calcd for WC₃₄H₄₆F₁₂N₂O₂W: C, 44.07; H, 5.00, 3.02. Found C, 43.68; H, 5.10; N, 2.99.

Synthesis of W(NAr)(OR_{F3})₂(C₂H₄)(ArNH₂)

This synthesis is similar to that for W(NAr)(OR_{F9})₂(C₂H₄)(ArNH₂) from W(NAr)₂Et₂ (600 mg, 1.01 mmol) and a solution of R_{F3}OH (273 mg, 2.12 mmol, 2.10 equiv.) in 10 mL of pentane. After 3.5 h all volatiles were removed *in vacuo* to give the final product as an orange liquid; yield 630 mg (76%).

Synthesis of W(NAr)(Ar'NH)(ArNH₂)(OR_{F9})

After collecting crystals of W(NAr)(OR_{F9})₂(C₂H₄)(ArNH₂) in the synthesis of W(NAr)(OR_{F9})₂(C₂H₄)(ArNH₂) described above, the pentane solution was concentrated and kept at -30°. After 24 h two crops of red crystalline W(NAr)(Ar'NH)(ArNH₂)(OR_{F9}) were collected; yield 410 mg (16%). Anal. calcd for WC₄₀H₅₂F₉N₃OW: C, 50.80; H, 5.54; N, 4.44. Found C, 50.91; H, 5.56; N, 4.39.

Synthesis of W(NAr)₂(OR_{F9})(CH₂CH₃)

W(NAr)(OR_{F9})₂(C₂H₄)(ArNH₂) (200 mg, 0.190 mmol) was treated with 2,6-lutidine (45 mL, 0.38 mmol) in benzene (6 mL) in a 20 mL glass vial for 16 h. All volatiles were removed *in vacuo* and the crude residue was extracted into pentane (~4 mL). This solution was kept under vacuum for 3 h to remove excess 2,6-lutidine. The residue was dissolved in pentane (~2 mL) and the solution was stored at -30 °C to give the final product as yellow solid; yield 59 mg (38%). Anal. calcd for C₃₀H₃₉F₉N₂OW: C, 45.13; H, 4.92; N, 3.51. Found C, 45.07; H, 4.92; N, 3.52.

Synthesis of W(NAr)(CH₂CH₂)(OTf)₂(dme)

A vessel containing a solution of W(NAr)(CHCMe₂Ph)(OTf)₂(dme) (1.00 g, 1.14 mmol) in 15 mL of toluene was pressurized with ethylene (60 psi) and the reaction mixture was heated to 80 °C for two days. The color of the solution changed from light yellow to orange and an orange solid formed. The microcrystalline solid was filtered off and washed two times with toluene (1 mL); yield 51% (449 mg). Anal. calcd for C₂₀H₃₁F₆NO₈S₂W: C, 30.98; H, 4.03; N, 1.81. Found C, 31.00; H, 3.96; N, 1.70.

Reaction of W(NAr)(Ar'NH)(ArNH₂)(OR_{F9}) with ethylene

W(NAr)(Ar'NH)(ArNH₂)(OR_{F9}) (20 mg, 0.020 mmol), and 1,4-bis-trimethylsilylbenzene (0.15 mL from a stock solution in C₆D₆; 15 mol%) were dissolved in 0.35 mL of C₆D₆ in a J. Young NMR tube (1,4-bis-trimethylsilylbenzene was used as an internal standard). Ethylene (15 psi) was added to the tube and the mixture was examined by NMR spectroscopy at room temperature, as described in the text. The tricyclic product lost ethylene readily to reform W(NAr)(Ar'NH)(ArNH₂)(OR_{F9}).

Synthesis of W(NAr)(py)[(μ-NAr')(μ-NHAr'')]W(NAr)(OR_{F9})

A solution of W(NAr)(NHAr')(ArNH₂)(OR_{F9}) (182 mg, 0.190 mmol, 1 equiv.) and cyclohexene (160 mg, 1.9 mmol, 10 equiv.) in 5 mL of C₆H₆ was heated in an oil bath at 100 °C for 24 h. During that period the color changed from dark red to deep purple. The volatiles were removed *in vacuo*, and the residue was extracted with pentane. After standing the pentane extract at -30 °C overnight, a crop of orange crystalline starting

material was recovered. The pentane was removed *in vacuo* and pyridine (63 μL , 0.76 mmol, 4 equiv.) and ~ 2 mL of ether were added to the residue. The color of the solution changed immediately from deep purple to red and crystals began to form after one hour at room temperature. After storing the mixture at -30 $^{\circ}\text{C}$ overnight, the red crystals were filtered off and washed with cold diethyl ether; yield 77 mg (29%). Anal. calcd for $\text{WC}_{56}\text{H}_{68}\text{F}_9\text{N}_5\text{OW}_2$: C, 49.24; H, 5.02; N, 5.13. Found C, 49.43; H, 5.32; N, 5.06.

Author contributions

All synthetic work and data analysis were carried out by M. Maji and L. Zeng. SCXRD studies were carried out by V. Carta. R. R. Schrock supervised the project and wrote the original manuscript, and reviewed and edited the manuscript. M. P. Conley supervised, reviewed, and edited the manuscript.

Conflicts of interest

The authors declare no competing financial interest.

Data availability

CCDC 2419290, 2419291, 2419293, 2419295, 2419296, and 2480801 contain the supplementary crystallographic data for this paper.^{48a-f}

Data for this article is available from the corresponding authors upon reasonable request. The data supporting this article have been included as part of the supplementary information (SI). Supplementary information: NMR data and spectra, X-ray data, and details of experimental procedures, techniques, and methods. See DOI: <https://doi.org/10.1039/d5sc07302b>.

Acknowledgements

RRS is grateful to the University of California at Riverside for financial support. MPC thanks the U.S. Department of Energy (DOE), Office of Basic Energy Sciences, Division of Chemical Sciences, Geosciences, and Biosciences, Catalysis Science Program, for support through award DE-SC0023344.

References

- 1 S. Liu, M. Boudjelel, R. R. Schrock, M. P. Conley and C. Tsay, *J. Am. Chem. Soc.*, 2021, **143**, 17209–17218.
- 2 M. Boudjelel, R. Riedel, R. R. Schrock, M. P. Conley, A. Berges and V. Carta, *J. Am. Chem. Soc.*, 2022, **144**, 10929–10942.
- 3 S. Liu, M. P. Conley and R. R. Schrock, *Organometallics*, 2022, **41**, 1087–1093.
- 4 S. Liu, R. R. Schrock, M. P. Conley and V. Carta, *Organometallics*, 2023, **42**, 2321–2325.
- 5 S. Liu, R. R. Schrock, M. P. Conley, C. Tsay and V. Carta, *Organometallics*, 2023, **42**, 2251–2261.
- 6 R. R. Schrock, R. Riedel, M. Maji, M. Conley and V. Carta, *Organometallics*, 2023, **42**, 2038–2051.
- 7 M. Maji, R. Riedel, R. R. Schrock, M. P. Conley and V. Carta, *Angew. Chem., Int. Ed.*, 2024, e202410923.
- 8 M. Maji, A. Sousa-Silva, X. Solans-Monfort, R. R. Schrock, M. P. Conley, P. Farias and V. Carta, *J. Am. Chem. Soc.*, 2024, **146**, 18661–18671.
- 9 M. Maji, L. Trowbridge, M. Boudjelel, R. R. Schrock, M. P. Conley and V. P. Carta, *J. Am. Chem. Soc.*, 2025, **147**, 25462–25470.
- 10 J. Rodriguez, M. Boudjelel, L. J. Mueller, R. R. Schrock and M. P. Conley, *J. Am. Chem. Soc.*, 2022, **144**, 18761–18765.
- 11 K. J. Ivin and J. C. Mol, *Olefin Metathesis and Metathesis Polymerization*, Academic Press, San Diego, 1997.
- 12 R. R. Schrock and C. Copéret, *Organometallics*, 2017, **36**, 1884–1892.
- 13 S. J. McLain, J. Sancho and R. R. Schrock, *J. Am. Chem. Soc.*, 1979, **101**, 5451–5453.
- 14 B. Blom, H. Clayton, M. Kilkenny and J. R. Moss, *Adv. Organomet. Chem.*, 2006, **54**, 149–205.
- 15 C. D. Wood, S. J. McLain and R. R. Schrock, *J. Am. Chem. Soc.*, 1979, **101**, 3210–3222.
- 16 R. R. Schrock, *Chem. Rev.*, 2002, **102**, 145–180.
- 17 R. R. Schrock, *Chem. Rev.*, 2009, **109**, 3211–3226.
- 18 J. Freundlich, R. R. Schrock, C. C. Cummins and W. M. Davis, *J. Am. Chem. Soc.*, 1994, **116**, 6476–6477.
- 19 K. F. Hirsekorn, A. S. Veige, M. P. Marchak, Y. Koldobskaya, P. T. Wolczanski, T. R. Cundari and E. B. Lobkovsky, *J. Am. Chem. Soc.*, 2005, **127**, 4809–4830.
- 20 G. Natta, G. Dall'Asta and G. Mazzanti, *Angew. Chem., Int. Ed. Engl.*, 1964, **3**, 723–729.
- 21 N. Calderon, E. A. Ofstead, J. P. Ward, W. A. Judy and K. W. Scott, *J. Am. Chem. Soc.*, 1968, **90**, 4133–4140.
- 22 N. Calderon, J. P. Lawrence and E. A. Ofstead, *Adv. Organomet. Chem.*, 1979, **17**, 449.
- 23 N. Calderon, *Acc. Chem. Res.*, 1972, **5**, 127–132.
- 24 D. S. Williams, M. H. Schofield, J. T. Anhaus and R. R. Schrock, *J. Am. Chem. Soc.*, 1990, **112**, 6728–6729.
- 25 D. S. Williams, M. H. Schofield and R. R. Schrock, *Organometallics*, 1993, **12**, 4560–4571.
- 26 A. Bell, W. Clegg, P. W. Dyer, M. R. J. Elsegood, V. C. Gibson and E. L. Marshall, *J. Chem. Soc., Chem. Commun.*, 1994, 2547–2548.
- 27 A. Bell, W. Clegg, P. W. Dyer, M. R. J. Elsegood, V. C. Gibson and E. L. Marshall, *J. Chem. Soc., Chem. Commun.*, 1994, 2247–2248.
- 28 M. Brookhart, M. L. H. Green and L. Wong, *Prog. Inorg. Chem.*, 1988, **36**, 1–124.
- 29 M. Brookhart, M. L. H. Green and G. L. Parkin, *Proc. Natl. Acad. Sci. U. S. A.*, 2007, **104**, 6908–6914.
- 30 Y. W. Chao, P. M. Rodgers, D. E. Wigley, S. J. Alexander and A. L. Rheingold, *J. Am. Chem. Soc.*, 1991, **113**, 6326–6328.
- 31 D. L. Morrison, P. M. Rodgers, Y. W. Chao, M. A. Bruck, C. Grittini, T. L. Tajima, S. J. Alexander, A. L. Rheingold and D. E. Wigley, *Organometallics*, 1995, **14**, 2435–2446.
- 32 D. L. Morrison and D. E. Wigley, *Inorg. Chem.*, 1995, **34**, 2610–2616.
- 33 J. H. Oskam and R. R. Schrock, *J. Am. Chem. Soc.*, 1993, **115**, 11831–11845.

- 34 L. P. H. Lopez and R. R. Schrock, *J. Am. Chem. Soc.*, 2004, **126**, 9526–9527.
- 35 L. P. H. Lopez, R. R. Schrock and P. Müller, *Organometallics*, 2006, **25**, 1978–1986.
- 36 R. R. Schrock, *J. Chem. Soc., Dalton Trans.*, 2001, 2541–2550.
- 37 S. C. Marinescu, A. J. King, R. R. Schrock, R. Singh, P. Müller and M. K. Takase, *Organometallics*, 2010, **29**, 6816–6828.
- 38 W. C. P. Tsang, K. C. Hultsch, J. B. Alexander, P. J. Bonitatebus Jr, R. R. Schrock and A. H. Hoveyda, *J. Am. Chem. Soc.*, 2003, **125**, 2652–2666.
- 39 S. Arndt, R. R. Schrock and P. Müller, *Organometallics*, 2007, **26**, 1279–1290.
- 40 R. R. Schrock, L. P. H. Lopez, J. Hafer, R. Singh, A. Sinha and P. Müller, *Organometallics*, 2005, **24**, 5211–5213.
- 41 K. S. Lokare, R. J. Staples and A. L. Odom, *Organometallics*, 2008, **27**, 5130–5138.
- 42 J. T. Ciszewski, B. Xie, C. Cao and A. L. Odom, *Dalton Trans.*, 2003, 4226–4227.
- 43 C. M. Sever, A. M. Esper, I. Ghiviriga, D. W. Lester, A. Marathianos, C. Ehm and A. S. Veige, *ACS Catal.*, 2025, **15**, 5046–5052.
- 44 S. S. Nadif, S. A. Gonsales, S. VenkatRamani, I. Ghiviriga, A. S. Veige, T. Kubo, I. Ghiviriga, B. S. Sumerlin and A. S. Veige, *J. Am. Chem. Soc.*, 2016, **138**, 6408–6411.
- 45 S. A. Gonsales, T. Kubo, M. K. Flint, K. A. Abboud, B. S. Sumerlin and A. S. Veige, *J. Am. Chem. Soc.*, 2016, **138**, 4996–4999.
- 46 A. M. Beauchamp, J. Chakraborty, I. Ghiviriga, K. A. Abboud, D. W. Lester and A. S. Veige, *J. Am. Chem. Soc.*, 2023, **145**, 22796–22802.
- 47 V. Jakhar, D. Pal, I. Ghiviriga, K. A. Abboud, D. W. Lester, B. S. Sumerlin and A. S. Veige, *J. Am. Chem. Soc.*, 2021, **143**, 1235–1246.
- 48 (a) CCDC 2419290: Experimental Crystal Structure Determination, 2025, DOI: [10.5517/ccdc.csd.cc2m6gmy](https://doi.org/10.5517/ccdc.csd.cc2m6gmy); (b) CCDC 2419291: Experimental Crystal Structure Determination, 2025, DOI: [10.5517/ccdc.csd.cc2m6gnz](https://doi.org/10.5517/ccdc.csd.cc2m6gnz); (c) CCDC 2419293: Experimental Crystal Structure Determination, 2025, DOI: [10.5517/ccdc.csd.cc2m6gq1](https://doi.org/10.5517/ccdc.csd.cc2m6gq1); (d) CCDC 2419295: Experimental Crystal Structure Determination, 2025, DOI: [10.5517/ccdc.csd.cc2m6gs3](https://doi.org/10.5517/ccdc.csd.cc2m6gs3); (e) CCDC 2419296: Experimental Crystal Structure Determination, 2025, DOI: [10.5517/ccdc.csd.cc2m6gt4](https://doi.org/10.5517/ccdc.csd.cc2m6gt4); (f) CCDC 2480801: Experimental Crystal Structure Determination, 2025, DOI: [10.5517/ccdc.csd.cc2p8gv9](https://doi.org/10.5517/ccdc.csd.cc2p8gv9).