

Lawrence Berkeley National Laboratory

LBL Publications

Title

Center for Building Science News

Permalink

<https://escholarship.org/uc/item/9f3004jm>

Author

Lawrence Berkeley National Laboratory

Publication Date


1996-02-01

Copyright Information

This work is made available under the terms of a Creative Commons Attribution License, available at <https://creativecommons.org/licenses/by/4.0/>

DISCLAIMER

This document was prepared as an account of work sponsored by the United States Government. While this document is believed to contain correct information, neither the United States Government nor any agency thereof, nor the Regents of the University of California, nor any of their employees, makes any warranty, express or implied, or assumes any legal responsibility for the accuracy, completeness, or usefulness of any information, apparatus, product, or process disclosed, or represents that its use would not infringe privately owned rights. Reference herein to any specific commercial product, process, or service by its trade name, trademark, manufacturer, or otherwise, does not necessarily constitute or imply its endorsement, recommendation, or favoring by the United States Government or any agency thereof, or the Regents of the University of California. The views and opinions of authors expressed herein do not necessarily state or reflect those of the United States Government or any agency thereof or the Regents of the University of California.



Center *for* building science

News

LAWRENCE BERKELEY NATIONAL LABORATORY

ENERGY & ENVIRONMENT DIVISION • WINTER 1996

Cutting Energy-Efficiency R&D: Penny-wise and Petro-foolish

While Congress moves to cut or eliminate a host of government energy-efficiency programs, little thought is being given to the billions of dollars of energy savings that will be forfeited by American homes and businesses.


As oil imports eclipse levels that preceded the first energy crisis, as scientists discover yet more evidence of global climate change, as energy bills become a higher percentage of income for the poor, and as our competitor countries expand their energy R&D spending, we should look before we leap into slashing tomorrow's programs in the name of "efficiency."

Government R&D Makes Markets More Vibrant

Improving energy efficiency was our economy's single most cost-effective response to the energy crises of the 1970s. Price- and policy-induced gains averaging about 25% in all sectors are today saving energy users a staggering \$150 billion each year. Low-income households benefit; so do high-tech industries. Yet there remains a huge untapped potential to curb our ravenous \$500-billion-a-year energy appetite (\$2,000 for each American). The hard truth is that we are consistently less efficient than our global competitors, the rate of efficiency improvement has stalled, and energy demand—for the first time since OPEC became a household word—is rising.

The U.S. Department of Energy's Office of Energy Efficiency and Renewable Energy spearheads the nation's efforts. Its world-class R&D infrastructure and unique technical resources are designed to improve energy efficiency and indoor environmental quality in U.S. buildings, to make our transportation systems less dependent on imported oil, and to enhance energy productivity in industry.

The DOE strategy combines technology push and market pull, in partnership with private-sector providers of energy-efficient goods and services. It focuses on developing basic materials and



Consumers save about \$150 billion per year (about \$600 per person) thanks to improvements in energy efficiency, policies that encourage efficiency, structural changes and lower energy prices. DOE's energy-efficiency programs cost about one-tenth of 1% of the annual U.S. energy bill.

software, solving engineering problems, helping industry and policymakers understand the market's functioning, supporting utility demand-side management programs, and crafting mandatory standards to improve efficiency where other measures fail.

continued on page 2

PowerDOE: A Visual Analysis Tool

PowerDOE is a new PC-based tool for simulating building energy performance. To be released in April 1996, it combines the capabilities of the DOE-2.1E simulation program with an easy-to-use graphical user interface.

4

A Report to the World Energy Council

A two-year research effort has culminated in the release of a 500-page study titled "Energy Efficiency Improvement Utilizing High Technology." The report was presented to 5,000 participants attending the 16th Congress of the World Energy Council in Tokyo last October.

5

UV Waterworks

Waterborne diseases in the developing world kill more than 400 children every hour. Researchers have devised an ultraviolet water-disinfection device based on off-the-shelf fluorescent lamp technology that costs \$300 and produces safe drinking water for 2¢ per ton.

Departments

News from the D.C. Office
A-Team Report
Sources

REFERENCE COPY |
Does Not |
Circulate |
Bldg. 500 |
Library |
Copy 1 |

PUB-731

About the Center

Addressing significant energy-related issues since the late 1970s, the Center for Building Science has become an international leader in developing and commercializing energy-efficient technologies and analytical techniques, and documenting ways of improving the energy-efficiency and indoor environment of residential, commercial and industrial buildings.

The Center is located at a USDOE National Laboratory and is home of three Energy & Environment Division programs—Building Technologies, Energy Analysis, and Indoor Environment. It serves as a national and international voice for energy efficiency, provides technical support to energy and environmental policymakers, supports and creates institutions and demonstration programs, provides a training ground for students in the energy field, and facilitates transfer of technology and information to the private sector.

Researchers at the Center recognize that despite significant, steady progress since the energy crises of the 1970s, a large potential for energy savings remains to be realized. The Center's interdisciplinary staff of 225 studies a wide spectrum of environmental, economic, and technical aspects of energy-efficiency activities, recognizing that energy efficiency is a new and highly cost-effective energy resource.

Center for Building Science

Evan Mills

Applications Team

Dale Sartor

Technology Transfer

Michael Wilde

Building Technologies Program

Steve Selkowitz

Energy Analysis Program

Mark Levine

Indoor Environment Program

Joan Daisey

Ordering Information

If you would like to receive this newsletter, correspond, or receive a comprehensive publication list for the Center's programs, please write to:

Center for

Building Science News

Attn: Ralph McLaughlin

Mail Stop 90-3058

Lawrence Berkeley

National Laboratory

University of California

Berkeley, CA 94720 USA

Tel: (510) 486-4508

Fax: (510) 486-5394

Email: RDMcLaughlin@lbl.gov

This newsletter may also be found on the World Wide Web at URL:
<http://eande.lbl.gov/CBS/NEWSLETTER/CBSNEWS.html>

Penny-wise and Petro-foolish

continued from page 1

Past DOE efforts have already paid for themselves many times over, creating multi-billion-dollar markets for new products and services. For example, consumers save \$1,000 for every dollar spent by DOE on its appliance standards program. And delivering energy efficiency creates more jobs than producing raw energy.

The market has by and large welcomed DOE's involvement. Building and appliance standards (the latter of which were signed into law by President Reagan) were arrived at through a remarkable consensus of manufacturers and trade organizations. Computerized design tools are embraced by architects and engineers who lack the ability to develop their own. The heating, ventilating, and air conditioning industry has expressed strong support for continued federal research on indoor air quality. Under the Partnership for a New Generation of Vehicles (PNGV), the big three auto makers will make Japanese cars look like gas-guzzlers—if Congress lets them.

DOE's programs do not interfere with the functioning of markets; they make these markets more vibrant.

The work is far from done. Promising projects now on the lab bench include better, CFC-free insulation; advanced gas heat pumps; the super-efficient S-lamp; "smart" windows whose properties adjust with changes in light and thermal conditions; a new generation of standards that harvest savings made possible by emerging technologies; and multimedia design tools that vastly expand the ability of architects and engineers to apply new technologies. Other efforts focus on improving efficiency in basic industries such as steel and paper. PNGV is a bold effort to produce a midsize car three times as efficient as those sold today, with no sacrifice in cost, performance, or safety.

The building industry also looks to DOE for cost-effective and energy-efficient solutions to ventilation and indoor air-quality problems. DOE has responded with new technologies for better duct systems, inexpensive pollutant-monitoring devices, and designs for energy-efficient, radon-resistant homes. While saving money on energy bills, we could simultaneously address the hidden costs associated with the infamous "sick building syndrome," respiratory illnesses, lung cancer, asthma, many allergies, carbon monoxide poisonings, and other health problems.

These are worthy goals. Indoor air-quality problems are one of the most common causes of litigation in the buildings industry today. Around 20,000 deaths, and ten times as many illnesses, are attributed to indoor air pollution in the U.S. each year.

Efficiency R&D in the Balance

Despite the prospective benefits, many of DOE's promising research programs could be eliminated or substantially reduced by a Congress that hastily dubs them "corporate welfare." In addition, several programs that promote the market deployment of energy-efficient technologies may be significantly downsized—among them the Weatherization Assistance Program for low-income households.

Why is government involvement necessary? There are clear market failures that make industry reluctant to embark on certain kinds of R&D. Although private companies are often the source of innovation, they have short time horizons and shrinking research budgets. Small companies are at a particular competitive disadvantage and can benefit from the nonproprietary knowledge base, specialized resources, and risk-sharing available to them through DOE. Efficiency R&D funded by states and the utility industry is rapidly waning, making federal R&D more important than ever.

DOE has demonstrated an ability to unify disparate actors in the fragmented buildings industry. As an example, the recently formed National Fenestration Rating Council (NFRC) established for the first time a coordinated group of glass, frame, and window manufacturers to agree on a common yardstick for quantifying and labeling the energy performance of windows. The labeling system helps utilities, code officials, ESCOs, and others in need of an objective and standardized efficiency measurement for windows.

DOE's programs leverage substantial private R&D cofunding. More important, industry eventually makes vastly greater investments in manufacturing and marketing the new technologies. On the demand side of the equation, DOE's market-conditioning programs address a host of informational, economic, and institutional barriers that keep consumers from pur-

continued on page 7

News from the D.C. Office

New Work With Motor Systems


The Energy Analysis Program has recently started a project for the DOE Office of Industrial Technologies Motor Challenge Program. This project, to be carried out in the Washington D.C. office, extends the office's work to an exciting new area of electric motor system efficiency.

Motor systems consume about 70 percent of the electric energy used in the U.S. industrial sector. Emphasis on motor efficiency in recent years has led to passage of efficiency standards, to become effective in 1997, for most common types of motors. This is extremely important because the cost of energy consumed by a motor during its useful life typically far exceeds its acquisition cost. Frequently, significant system-level opportunities for energy savings are overlooked as well.

An electric motor system is defined as a combination of electrically-driven equipment and associated hardware that converts electrical energy to mechanical or fluid power. Components of motor systems can include controls, adjustable-speed drives, pumps, air compressors, fans and blowers, and mechanical devices such as belts, gears, and bearings. Ancillary equipment such as dryers, dampers, heat exchangers, air cleaners, and filters, as well as distribution lines (ducts and pipes), can also be part of the motor system.

The Office of Industrial Technologies estimates that improvements in motor efficiency represent 18% of total potential energy savings for motor systems. The remaining savings opportunities are in the motor-mechanical subsystem (41%), process optimization (33%), and electrical distribution correction (8%). While these estimates pertain to the industrial sector, they also have significance for commercial building motor systems, which typically include system components such as fans, blowers, pumps, and distribution lines.

Through a series of conferences and round tables with industrial customers, distributors, and manufacturers, the Motor Challenge program has identified substantial gaps in the type, quality, and knowledge of system performance information available to industrial customers. This information has given the program a major market transformation opportunity through educating both high-volume and small buyers on the benefits of purchasing highly efficient motor systems.

Our work with Motor Challenge is designed to address these information gaps and assist buyers through the development of a series of tools for industrial end-users to be released in late 1996 and early 1997. 



Aimee McKane
LBNL D.C. Project Office
1250 Maryland Ave. S.W., Suite 500
Washington, D.C. 20024
(202) 484-0880
ATMcKane@lbl.gov

This work is supported by DOE's Office of Industrial Technologies.



**The Center for
Building Science News**
Published Quarterly

Vol. 2, No. 4

Executive Editor
Evan Mills

Managing Editor
Allan Chen

Contributing Editors
Nathan Martin
Karen H. Olson
Rich Sextro
Michael Wilde

Production/Design/Graphics
J.A. Sam Webster Mayers

Copy Editors
Linda Comer
Ann Kelly

Circulation
Ralph McLaughlin
Pat McLaughlin

The Center for Building Science News is made possible by support from the U.S. Department of Energy, Assistant Secretary for Energy Efficiency and Renewable Energy, Office of Building Technologies.

Readers are free to reprint or otherwise reproduce articles at no charge, with proper attribution to *Center for Building Science News*. Text and graphics can be downloaded electronically from our World Wide Web site.

This publication was created in QuarkXpress on an Apple Power Macintosh of Garamond and Futura.

—Aimee McKane

PowerDOE: A Visual Energy Analysis Tool

PowerDOE is a new PC-based tool for simulating building energy performance. To be released in April 1996, it combines the full capabilities of the DOE-2.1E building simulation program with an easy-to-use, flexible Windows graphical user interface. PowerDOE's development began in 1992 as a collaborative effort of Lawrence Berkeley National Laboratory and the Electric Power Research Institute.¹ The project's objective is to create a state-of-the-art program that will become a widely used and accepted tool for building simulation, energy analysis and design. PowerDOE is designed to serve a wide range of users, including building performance analysts, HVAC designers, architects, and electric and gas utility personnel and contractors.

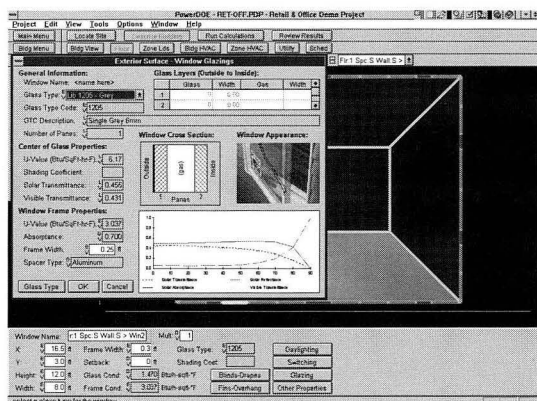


Figure 1:
Building zone loads screen with exterior windows screen.

User Interface

The PowerDOE user interface takes a number of unique approaches to describe buildings accurately. PowerDOE organizes architectural and HVAC elements in a hierarchy that is intuitive and familiar to designers and analysts. Building areas are grouped into floor plans, with each floor composed of conditioned and unconditioned zones plus any plenums. HVAC equipment is grouped by air- and water-flow paths that supply the heating, cooling, and ventilation requirements of the building areas. Electricity and fuel supply are grouped into hypothetical meters that both reflect the actual building circuits and submetering, and provide end-use consumption and demand estimates.

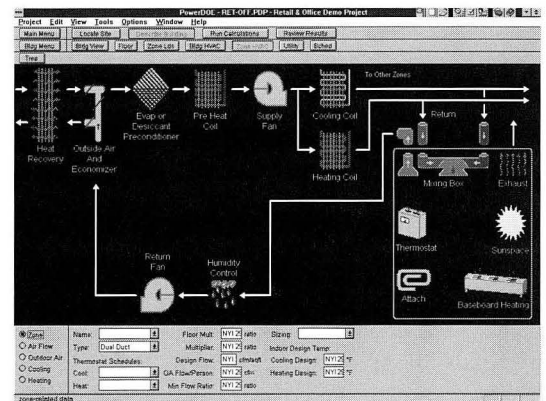


Figure 2:
HVAC system screen.

PowerDOE Structure

PowerDOE has a modular structure that allows sections of the program to be accessed externally or connected with other analysis tools. For example, its Review Results module can be used as a stand-alone application for post-processing DOE-2 results. The PowerDOE structure allows third party developers to use these modules—including Describe Building, Floor Plan, Zone Loads, Building Equipment, HVAC, and Central Plant—and the PowerDOE simulation engine in their applications. PowerDOE will also be linked to the Building Design Advisor, a multimedia-based, integrated building design support tool being developed separately at LBNL (*CBS News*, Summer 1994, p.8).


Unlike DOE-2's batch-mode operation, PowerDOE provides an interactive connection between the data input phase and the simulation, allowing the user to perform certain calculations prior to running the entire simulation.

For example, the user interface calls the simulation engine to perform the zone-by-zone peak-load calculations necessary for default HVAC equipment sizing. In this way, as the user passes from the architectural input phase to the HVAC description phase, all loads and the resulting default equipment sizing are visible and all are changeable prior to the energy use analysis.

The program requires a 386- or 486-based PC with a math coprocessor, VGA graphics card, color VGA monitor and 12 megabytes of memory. A SuperVGA (800x600) or a VGA (with 256 or more colors) video card and monitor are suggested for optimal display of the application's graphics. Windows version 3.1 or higher is required.

PowerDOE Library

PowerDOE includes a library of generic, parameterized prototype buildings and building components that can be altered to create new libraries. The user can select a prototype by building type (e.g., office, residence, hospital), size (large medium, small), vintage (pre 1970s, 1970s, 1980s, 1990s), and location. The prototype can then be altered globally to conform to the desired design. Global parameters include building size, area, number of floors, shape, usage breakdown by area percent (entry, office, kitchen), and HVAC configuration.

The initial release of PowerDOE will be available in April 1996. Subsequent releases will include more new features and improvements. Contact the Simulation Research Group for more information on PowerDOE's features and information on obtaining the software. 

—Fred Winkelmann



Kathleen Ellington
Simulation Research Group
Building Technologies Program
510-486-5711; fax (510) 486-4089
KLEllington@lbl.gov

¹Participants include: J.J. Hirsch (Hirsch & Associates); F.C. Winkelmann, W.F. Buhl, K.L. Ellington (LBNL); J.S. McMenamin, I. Rohmund, S.A. Criswell (Regional Economic Research, Inc.); A. Bhimani, B. Spurlock (Southern Company Services); D.J. Bornstein (D.J. Bornstein & Associates); K.F. Johnson (Electric Power Research Institute).

This work is funded by DOE's Office of Building Technologies, Electric Power Research Institute, Bonneville Power Administration, Duke Power, Pacific Gas and Electric, Southern California Edison, and Southern Company Services.

A Report to the World Energy Council

LBL's Energy Analysis Program delivers a key energy efficiency study to WEC

On October 8-13, the 16th Congress of the World Energy Council, entitled "Energy for Our Common World: What Will the Future Ask of Us?", was held in Tokyo, Japan. The Congress brought together more than 5,000 key policy makers, industrial representatives, and researchers to discuss the sustainable production and use of energy.

At the Congress, Mark Levine, Head of the Center's Energy Analysis Program, presented findings from a two-year collaborative research effort on energy efficiency in industry and buildings that involved participants from 10 countries. The research culminated in a 500-page report, "Energy Efficiency Improvement Utilising High Technology: An Assessment of Energy Use in Industry and Buildings." The report, written by Mark Levine, Nathan Martin, and Lynn Price of LBNL and Ernst Worrell of Utrecht University, analyzes energy use in industry and buildings drawing examples from 23 commissioned case studies of energy-efficient technologies in these two sectors. Lee Schipper and Jayant Sathaye of EAP's International Energy Studies Group contributed to the companion report on transportation produced by Norway's Statoil.

The industry and buildings report, which was well received in Tokyo, analyzed global historical trends in energy use and efficiency in five energy-intensive industrial sectors (Iron and Steel, Pulp and Paper, Chemicals, Petroleum Refining, and Building Materials) and in residential and commercial buildings. Together, the top five energy-intensive sectors account for about 45% of total industrial energy use. Some of the most dramatic energy-efficiency improvements in these energy-intensive sectors were the result of advances in manufacturing processes and equipment improvements. For example, the increased use of scrap or recycled material in the steel and paper industries has greatly reduced the energy required to produce an additional unit of output. In buildings, equipment improvements such as high-efficiency lighting and appliances have also reduced unit energy consumption. Considerable potential (on the order of 1 to 2% annually) still exists for efficiency improvement in these sectors.

These efficiency potentials were evaluated in light of expected global changes in the demand for industrial products and buildings services and were incorporated into three scenarios to estimate future energy use. Industrial energy use is expected to

grow by 1.4% annually through 2020 under a business-as-usual scenario (see figure). This growth can be slowed to about 0.8% per year through replacement of existing stock with the current most efficient technologies available. In a world in which an ecological imperative leads to rapid and widespread use of advanced technology, industrial energy use in 2020 can remain at the 1990 level despite growth in global industrial output ranging from 0.8% to 2.7% per year, depending upon the sector. In all three of these scenarios, energy demand growth for buildings is about 1% per year higher than for industry. As a result, the buildings sector is likely to use more commercial energy than all of industry within a quarter of a century unless energy-use patterns change unexpectedly.

The most striking finding was the tremendous growth in energy demand that is taking place in developing countries. Energy use for buildings has tripled since 1971, while industrial energy has more than doubled. Given the continued development of infrastructure and buildings in developing countries, demand is expected to increase rapidly. In China, for example, cement production (for roads and buildings) has doubled since 1988, making it the world's largest cement producer.

Given these findings, the report noted three essential requirements for an energy-efficient future: (1) aggressive energy-efficiency policies, that promote adoption of cost-effective technologies; (2) major programs to transfer knowledge, technology, and policy tools to the developing world and the restructured economies of Eastern Europe and the former Soviet Union; and (3) continued efforts to pursue research and development in technologies and practices to increase energy efficiency in industrial processes and buildings.

For further information concerning the details of this report, contact Mark Levine, Nathan Martin, or Lynn Price. An abridged edition of the report is also available on the World Wide Web at URL: <http://eande.lbl.gov/EAP/WEC/wec.html>.

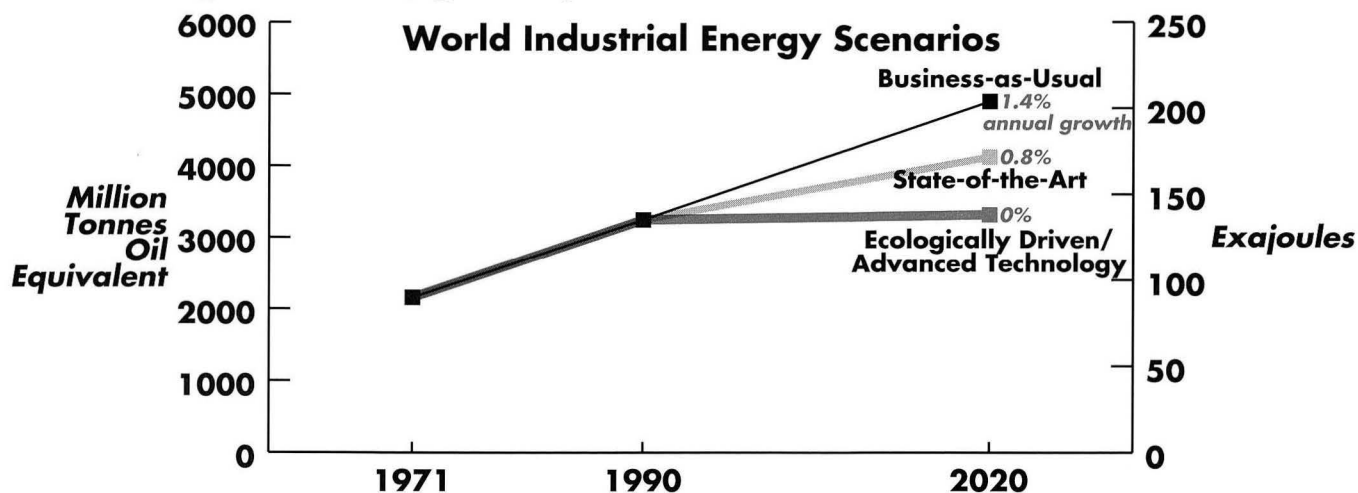


Mark Levine
MDLevine@lbl.gov
(510) 486-5238

Nathan Martin
NCMartin@lbl.gov
(510) 486-5137

Lynn Price
LKPrice@lbl.gov
(510) 486-6519

Fax for all of the above: (510) 486-6996



UV Waterworks: Reliable, Inexpensive Water Disinfection for the World

In the developing world, waterborne diseases such as cholera, typhoid fever, gastroenteritis, dysentery, and infectious hepatitis worldwide kill more than 400 children every hour and result in the loss of billions of hours of worker productivity each year. Municipal tap water is uncommon in many developing-country households, and two out of three people in the world must fetch water from outside their homes. In India, water-purity issues are particularly important during the monsoon season when heavy rainfall washes raw sewage and other contaminated material from the fields into the wells and surface water. Disinfecting water by boiling it over cookstoves increases the burden on those collecting the fuelwood, mostly women and children, and also stresses the biomass resource. Gathering wood occupies time that might be spent productively in other activities.

To address this significant public health and energy problem, an effort is underway at the Center's Indoor Environment Program to introduce a water-purification system using ultraviolet light to rural villages in India, Mexico, and South Africa. The goal of this project is to design and field-test a water-purification device for developing countries that is durable, easy to use, and inexpensive and can be constructed and maintained locally. It has resulted in the development of a prototype device called UV Waterworks.

We began our research early in the summer of 1993 and increased our efforts considerably in August 1993, when an outbreak of cholera was reported in India, Thailand, and Bangladesh. A year later, the cholera epidemic continued to be a problem in India—approximately 2,200 people died from cholera in the state of Bihar, between the months of May and August 1994. Other waterborne diseases also pose a serious health threat to Indian communities. In the state of Orissa alone, approximately 300 infants die every day as a result of waterborne gastrointestinal diseases.

We estimate that UV Waterworks can disinfect drinking water for 2¢ per ton of water, including the cost of electricity and consumables and the annualized capital cost of the unit. Its first cost is about \$300, and, using only 40 watts of electricity, it provides four gallons of disinfected drinking water per minute. The disinfection process is highly energy-efficient and uses approximately 20,000 times less primary energy than the standard alternative—boiling water over a cookstove.

By our calculation, one unit serving a typical developing-nation community of 1,000 people for 15 years will avert 15 deaths of children below age 5 and avoid the stunted growth of 150 children. Under aggravated conditions, (e.g., epidemics) life

savings and health benefits will be much larger. Because women are primarily responsible for collecting fuelwood, fetching water, and bearing and caring for children, the UV disinfection system could greatly improve women's quality of life by reducing their workloads as well as the number of children they lose to waterborne diseases.

How it Works

The technology uses ultraviolet (UV) light to kill waterborne pathogens (bacteria, viruses, and molds) in the local water supply. UV light is classified by three wavelength ranges.* UV-C light is "germicidal"; that is, it destroys bacteria, viruses, and other pathogens by inactivating their DNA and thus their ability to reproduce. Light with a wavelength of 254 nm gives the highest

germicidal efficacy in the UV range. Because this is the wavelength at which a low-pressure mercury vapor lamp emits roughly 90% of its light, the standard fluorescent lamp technology can be used in the system.


The glass tubes of the fluorescent lamps that light our offices and kitchens are coated with a phosphor that absorbs UV light and gives off visible light. The lamp used in the UV disinfection system is similar to a standard fluorescent

lamp, but the lamp tube is not coated with a phosphor and is made of a special glass that is transparent to UV light. This "germicidal" variety of lamp is already manufactured by many large companies that make standard fluorescent lamps. Consequently, lamps, ballasts, and starters for the UV disinfection system can be bought off the shelf, with the full benefits of mature volume production (at low cost and free of technical bugs).

The \$300 one-time capital cost of UV Waterworks includes materials, fittings, and labor. The life of the metal unit is expected to be approximately 15 years; the UV lamp requires replacement in alternate years. Assuming the system operates for 12 hours per day and the price of electricity is 8¢/kWh, the annual electricity cost of operating a UV system is expected to be approximately \$14.

Based on these assumptions regarding cost and system life span and a 12% discount rate the total annualized cost of the UV system is approximately \$70 per year. This includes the annualized cost of the 35-watt UV lamp, the ballast, the metal chamber, and the cost of electricity. It is assumed that the villagers provide their own hand pump for groundwater or storage tanks and sand

* UV-C from 100 nanometers (nm) to 280 nm; UV-B from 280 nm to 315 nm; and UV-A from 315 nm to 400 nm.



The UV Waterworks water-disinfection unit, with a plastic cover and cut-away reflector revealing its interior.

Cutting Energy Efficiency R&D

continued from page 2

chasing efficient products. Government funding is not a handout; it's a catalyst for market creation.

DOE also helps the government put its own house in order and to lead by example. In keeping with the theme of reducing the cost of government, federal managers are using the products of their own R&D to trim the government's \$11-billion annual energy bill. This not only saves taxpayers money, but creates considerable demand for energy-efficiency goods and services provided by private companies. Take for example the energy management program in DOE's own 14,000 buildings around the country. Eliminating this activity—as proposed by both Houses of Congress—will only cost the taxpayers money: \$5 for each \$1 ostensibly "saved" through budget cuts.

Today, funding for DOE's efficiency programs represents a mere one-tenth of one percent of the U.S. energy bill (only \$3 per capita). By trimming these programs further, government would divest itself of a proven tool for meeting its responsibility to ensure energy security, a livable environment, jobs, economic competitiveness, and prosperity for its citizens.

Evan Mills leads the Center for Building Science at Lawrence Berkeley National Laboratory

Jack White is the former Senior Director of Energy Programs at Pacific Northwest Laboratory and former President of the New York State Energy Research and Development Authority

Tony Schaffhauser is Director of the Energy Efficiency and Renewable Energy Program at Oak Ridge National Laboratory



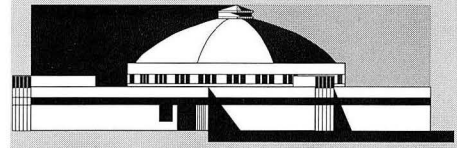
Evan Mills
Center for Building Science
(510) 486-4220; fax: (510) 486-5394
EMills@lbl.gov

Based on an article entitled "Cutting Government Programs to Save Energy Overlooks Benefits" by the authors in the *Los Angeles Times*, Business Section, September 10, 1995, p. D2.

About Lawrence Berkeley National Laboratory

Lawrence Berkeley National Laboratory is a multiprogram national laboratory managed by the University of California for the U.S. Department of Energy. The oldest of these nine laboratories, LBNL is located in the hills above the campus of the University of California, Berkeley.


With more than 3,000 employees, LBNL's total annual budget of about \$250 million supports a wide range of unclassified research activities in the biological, physical, materials, chemical, energy, and environmental sciences. The Laboratory's role is to serve the nation and its scientific, educational, and business communities through research performed in its unique facilities, to train future scientists and engineers, and to create productive ties to industry. As a testimony to its success, LBNL has had nine Nobel laureates. The Center for Building Science is one of 12 centers at LBNL.



UV Waterworks

continued from page 6

filter; the raw materials for these components are readily available and inexpensive. If the system operates for 12 hours per day, 4,000 tonnes (4 million liters) of water can be disinfected every year. Using a per-capita drinking water requirement of 10 liters per day, a single system can provide enough water for approximately 1000 villagers. Accordingly, using a UV system to ensure potable water for a rural community of this size year-round costs about 5¢ per villager per year.

LBNL's Technology Transfer Office has received licensing inquiries from dozens of interested businesses. To encourage wide dissemination, we are now seeking funding support for extended field trials to identify and incorporate any user-requested design improvements and document the device's performance in the field. 

—Ashok Gadgil



Ashok Gadgil
Indoor Environment Program
(510) 486-4651; fax: (510) 486-6658
AJGadgil@lbl.gov

This work was supported by USAID, DOE, a Pew-Scholar Award to Ashok Gadgil, and private charities and corporate donations.

PUB-731 Rev. Winter 1996-10000

This work was supported by the U.S. Department of Energy under Contract No. DE-AC03-76SF00098
Energy & Environment Division
Lawrence Berkeley National Laboratory
University of California
Berkeley, CA 94720 USA
An Equal Opportunity Employer


This document was prepared as an account of work sponsored by the United States Government. While this document is believed to contain correct information, neither the United States Government nor any agency thereof, nor The Regents of the University of California, nor any of their employees, makes any warranty, express or implied, or assumes any legal liability or responsibility for the accuracy, completeness, or usefulness of any information, apparatus, product, or process disclosed, or represents that its use would not infringe on privately owned rights. Reference therein to any specific commercial product, process, or service by its trade name, trademark, manufacturer, or otherwise, does not necessarily constitute or imply its endorsement, recommendation, or favoring by the United States Government or any agency thereof, or The Regents of the University of California. The views and opinions of authors expressed herein do not necessarily state or reflect those of the United States Government or any agency thereof or The Regents of the University of California and shall not be used for advertising or product endorsement purposes.

A-Team Report

Measurement and Verification: The Accounting System for Energy-Efficiency Engineering

Measurement and verification is the accounting system for energy-efficiency engineering. With two full-time employees working on M&V issues as well as subcontracts with experts in specific techniques, the Applications Team is helping advance M&V practices. Its current activities include field monitoring projects, M&V management of a large General Services Administration retrofit project, and playing a lead role in developing standard protocols. The major clients for this work includes DOE (the In-House Energy Management Program, Federal Energy Management Program, the Office of Building Technologies), GSA, the Federal Aviation Administration, and the National Park Service.

The M&V field work serves several purposes. Monitoring can be used during the





audit process to identify and quantify energy conservation opportunities and to help create baselines for energy savings performance contracts (ESPCs). M&V is essential in establishing the basis of payment for ESPCs.

The goals of recent A-Team projects were to create baselines of electricity and gas usage at the Presidio in San Francisco (*CBS News*, Winter 1995, p.5) and an FAA air traffic control center (*CBS News*, Summer 1995, p.8) and to complete a survey of energy use at the U.S. embassy in New Delhi.

Overall M&V management is the task at GSA's Phillip Burton Federal Building in downtown San Francisco. This far-reaching project will showcase the first installation of a BACNET-compatible Energy Management and Control System. M&V will be used to quantify the effectiveness of the retrofits and the BACNET protocols.

Finally, the A-Team is leading the development of two protocols that will standardize the language and procedures of M&V. The National Energy Monitoring and Verification Protocol (NEMVP) will be the first national M&V protocol developed as a consensus document. A related federal M&V document is specifically tailored to



meet the needs of federal agencies and is compatible with the NEMVP document. Both documents will be released in late fall 1996. In addition, the A-Team is contributing to the efforts led by the American Society of Heating, Refrigeration and Air Conditioning Engineers to develop an M&V standard, ASHRAE GPC 14P, "Measurement of Energy and Demand Savings." 

—Steve "Jack" Kromer



The Applications Team
(510) 486-6619; fax (510) 486-5394
JSKromer@lbl.gov

This work is supported by the Federal Energy Management Program.

Sources

EREC: Energy Efficiency and Renewable Energy Clearinghouse
P.O. Box 3048, Merrifield, VA 22116
Call toll-free: (800) 363-3732
fax: (703) 893-0400

Computer Bulletin Board

Dial EREC's data line toll-free at 800-273-2955 (VT-100 [ANSI] terminal emulation, 8 data bits, 1 stop bit, no parity).
email: energyinfo@delphi.com

On the World Wide Web accessible from the EREN page at: <http://www.eren.doe.gov>

Other national laboratories conducting buildings-related research:

Brookhaven National Laboratory (BNL)
Barbara Pierce (516) 282-3123
National Renewable Energy Laboratory (NREL)
Barbara Miller (303) 275-3671
Oak Ridge National Laboratory (ORNL)
Pat Love (615) 574-4346
Pacific Northwest Laboratory (PNL)
Diana Shankle (509) 372-4350

Energy Crossroads

LBLN's listing of energy-efficiency resources on the World Wide Web:
<http://eande.lbl.gov/CBS/eXroads/EnergyXroads.html>

U.S. Department of Energy

Assistant Secretary for Energy Efficiency and Renewable Energy, Office of Building Technologies/Technical Transfer
Donna Hawkins (202) 586-9389

Lawrence Berkeley National Laboratory
Center for Building Science
1 Cyclotron Road
Berkeley, CA 94720 USA
M/S 90-3058

First Class
U.S. Postage
PAID
Berkeley, CA
Permit No. 1123



Printed using soy-based inks on recycled paper containing 10% post-consumer waste