

# Lawrence Berkeley National Laboratory

## LBL Publications

### Title

NUCLEAR COLLECTIVE FLOW AS A FUNCTION OF PROJECTILE ENERGY AND MASS

### Permalink

<https://escholarship.org/uc/item/9fn1r8t2>

### Author

Doss, K.G.R.

### Publication Date

1986-04-01



# Lawrence Berkeley Laboratory

UNIVERSITY OF CALIFORNIA

RECEIVED  
LAWRENCE  
BERKELEY LABORATORY

JUN 18 1986

LIBRARY AND  
DOCUMENTS SECTION

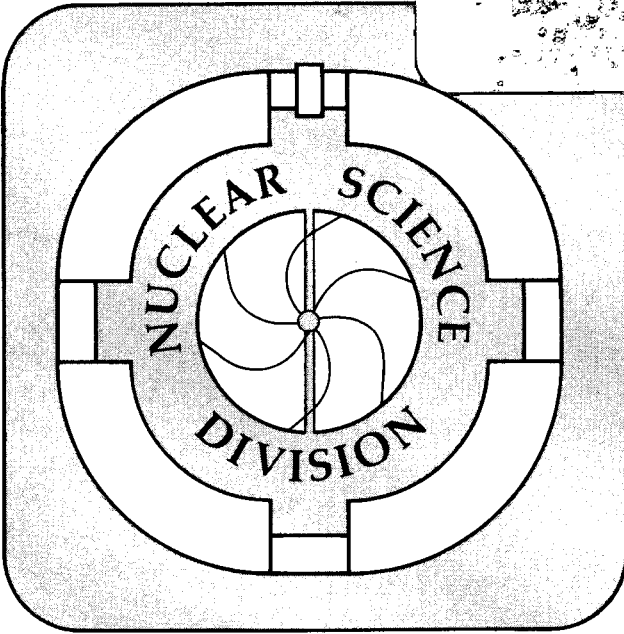
Submitted to Physical Review Letters

NUCLEAR COLLECTIVE FLOW AS A FUNCTION  
OF PROJECTILE ENERGY AND MASS

K.G.R. Doss, H.A. Gustafsson, H.H. Gutbrod,  
K.H. Kampert, B. Kolb, H. Löhner, B. Ludewigt,  
A.M. Poskanzer, H.G. Ritter, H.R. Schmidt,  
and H. Wieman

April 1986

**TWO-WEEK LOAN COPY**  
*This is a Library Circulating Copy  
which may be borrowed for two weeks.*



*LBL-21464  
c.2*

## **DISCLAIMER**

This document was prepared as an account of work sponsored by the United States Government. While this document is believed to contain correct information, neither the United States Government nor any agency thereof, nor the Regents of the University of California, nor any of their employees, makes any warranty, express or implied, or assumes any legal responsibility for the accuracy, completeness, or usefulness of any information, apparatus, product, or process disclosed, or represents that its use would not infringe privately owned rights. Reference herein to any specific commercial product, process, or service by its trade name, trademark, manufacturer, or otherwise, does not necessarily constitute or imply its endorsement, recommendation, or favoring by the United States Government or any agency thereof, or the Regents of the University of California. The views and opinions of authors expressed herein do not necessarily state or reflect those of the United States Government or any agency thereof or the Regents of the University of California.

**Nuclear Collective Flow  
as a Function of Projectile Energy and Mass**

**K.G.R. Doss, H.Å. Gustafsson,<sup>a</sup> H.H. Gutbrod, K.H. Kampert,<sup>b</sup>  
B. Kolb, H. Löhner,<sup>b</sup> B. Ludewigt,<sup>c</sup> A.M. Poskanzer,  
H.G. Ritter, H.R. Schmidt and H. Wieman<sup>c</sup>**

**Gesellschaft für Schwerionenforschung, D-6100 Darmstadt, West Germany  
and  
Nuclear Science Division, Lawrence Berkeley Laboratory,  
University of California, Berkeley, CA 94720**

**Abstract**

The dependence of collective nuclear flow on multiplicity and beam energy for Ca + Ca, Nb + Nb, and Au + Au collisions has been measured with the Plastic Ball detector at the Bevalac. Event by event the data are analyzed with the transverse momentum method and a new quantitative measure of the flow effect is extracted. It is expected that comparison of the present systematic results with model calculations will lead to a more precise determination of the nuclear matter equation of state.

PACS number: 25.70.Np

- a) Present address: University of Lund, Lund, Sweden
- b) Also at Institut für Kernphysik, Münster, West Germany
- c) Present address: Lawrence Berkeley Laboratory, Berkeley CA 94720

Recently, collective flow of nuclear matter has been established in high energy nuclear collisions [1]. Both, the flow of participant nucleons and the bounce-off of spectator products were observed. Hydrodynamics predicted such collective effects [2] and is in qualitative agreement with the data [3]. In addition the study of entropy production by light fragment formation suggests the need for the inclusion of compressional energy [4]. In the meantime several theoretical papers have been published that describe this collective effect from a semi-classical microscopic viewpoint, emphasizing the importance of the short-range nature of the nuclear force [5] and the density dependent mean field aspect [6], respectively. Flow also has been observed more recently in collisions of asymmetric mass systems [7,8]. Here we present new data for collisions of Ca + Ca, Nb + Nb, and Au + Au at several beam energies between 150 and 1000 MeV per nucleon measured with the Plastic Ball spectrometer [9] at the Bevalac with a minimum bias trigger. Charged particles up to  $^4\text{He}$  emitted in the nuclear reaction are identified with the Plastic Ball and each event can be analyzed in terms of global variables. A new quantitative measure of the flow in the framework of the transverse momentum analysis [10] is devised. This systematic study of the dependence of the flow on the multiplicity of charged particles, target-projectile mass, and beam energy represents a comprehensive body of data that should enable theoretical model calculations to obtain further information on the nuclear matter equation of state.

Until recently, the data from  $4\pi$  detectors have been analyzed with the sphericity method, which yields the flow angle relative to the beam axis of the major axis of the best-fit kinetic energy ellipsoid and also gives the ellipsoid aspect ratios. The aspect ratios and to a lesser degree the flow angles are influenced and distorted by fluctuations [11]. Reducing all the information available for each event to essentially one observable, the flow angle, is a rather inclusive representation of the data. Since all the experimental biases and inefficiencies are folded into this observable it is extremely difficult to compare the experimental results with theoretical predictions. However, the reaction plane can also be determined from the collective transverse momentum transfer [12,10] and recently Danielewicz and Odnycie have proposed a better, more

exclusive way to analyze the momentum contained in directed sideways emission [10]. They also propose presenting the data in terms of the mean transverse momentum per nucleon in the reaction plane  $\langle p_x/A \rangle$  as a function of the center of mass rapidity. By removing auto-correlations this method is sensitive to the true dynamic correlations and has led to indications for collective flow effects in cases where the kinetic energy flow analysis was not sensitive enough [10,13]. Studying the momentum transfer as a function of rapidity permits one to distinguish between participant and spectator contributions and to exclude regions with large detector bias.

In the transverse momentum analysis [10] the reaction plane is determined by the vector  $Q$  calculated for each event from the transverse momentum components  $p_t$  of all the particles observed in the forward and backward hemispheres in the center of mass

$$Q = \sum_i p_{ti}^{forw} - \sum_i p_{ti}^{back}$$

where pions are not included. It should be noted that if the sign of the second sum were positive, only transverse momentum conservation of the observed particles would be tested. Also in this work particles near mid-rapidity were not excluded as they were in the original paper [10]. Each event can be rotated around the beam axis (z-axis) so that  $Q$  defines the x-axis of a new coordinate system. Auto-correlations are removed by calculating  $Q$  individually for each particle without including that particle. Evidently  $Q$  is only an estimate for the true reaction plane and the projections into the estimated plane are too small by a factor  $1/\langle \cos\phi \rangle$ , where  $\phi$  is the angle between the estimated and the true plane. The quantity  $\langle \cos\phi \rangle$  can be estimated [10] by randomly dividing the events into two subevents and averaging the cosine of one half the angle between the  $Q$  vectors of the subevents.

Since the charged particle multiplicity is related to the impact parameter, we classify the events according to the participant proton multiplicity ( $N_p$ ), defined to include protons bound in clusters but to exclude all pions, and particles in the target and projectile spectator regions [4]. ( $N_p$  differs from the previously used [1] multiplicity of charged particles,  $M_c$ .) The average multiplicity depends on the target-projectile mass

and on the bombarding energy. In order to make meaningful comparisons between these different cases the multiplicity bins chosen should correspond to approximately the same range in normalized impact parameter. To this end the multiplicity distributions were subdivided into bins of constant fractions of the maximum multiplicity. The multiplicity distributions have a similar shape for all systems and energies: a monotonic decrease with increasing multiplicity to a plateau before the steep decrease at the highest multiplicities. Therefore the maximum multiplicity ( $N_p^{max}$ ) can be defined at the point where the distribution drops to one half the plateau height. Table 1 contains the value of  $N_p^{max}/2Z$  for all systems reported here. The data accumulated

E/A (MeV/A)	150	250	400	650	800	1050
Au + Au	0.41	0.58	0.71	0.81	0.85	
Nb + Nb	0.46	0.63	0.78	0.88	0.90	0.95
Ca + Ca			0.75			0.90

Table 1: Maximum participant proton multiplicities  $N_p^{max}$  divided by the sum of the projectile and target nuclear charges for all measured systems and beam energies.

with a minimum bias trigger are then divided into five bins. Four bins of equal width between zero and maximum multiplicity each containing 25% of  $N_p^{max}$  and one bin with multiplicities larger than  $N_p^{max}$  containing the most central collisions. Spectator particles which are not included in the participant proton multiplicity are also excluded from the analysis presented here.

Figure 1 shows an example of the mean transverse momentum per nucleon projected into the reaction plane  $\langle p_x/A \rangle$  as a function of the normalized center of mass rapidity  $y/y_{proj}$ . Only statistical errors are shown. The data points are already corrected for the deviation from the true reaction plane: the value of  $\langle \cos\phi \rangle$  varied between 0.66 and 0.9 and was 0.82 for this particular case. The data exhibit the typical s-shape behavior known from ref. [10] which demonstrates the collective transverse momentum transfer between the forward and the backward hemispheres.

It is the aim of this paper to extract quantitative information with as little detector bias as possible from the type of data presented in figure 1, thus allowing us to compare different mass systems at different beam energies with each other and with theoretical

model calculations. The maximum transverse momentum transfer occurs close to the target and projectile rapidities, where there is great sensitivity to the exclusion of spectator particles and where the experimental biases are most disturbing. For this reason the maximum value is not a good choice. However, to a good approximation all curves are straight lines near mid-rapidity. If the data are plotted as a function of the normalized rapidity the slope at mid-rapidity, which we call flow, has the dimensions of MeV/c per nucleon and is a measure of the amount of collective transverse momentum transfer in the reaction. Since the flow is determined at mid-rapidity it is a characteristic of the participants. Technically it is obtained by fitting a polynomial with first and third order terms (and also a constant) to the s-shaped curve. The fit was done for  $y/y_{proj}$  between -1 and 1. Due to detector biases the curve is not completely symmetric about the origin; therefore a second order term has been included in the fit in cases where  $\chi^2$  can be improved considerably, as is the case for the higher energies and the heavier mass systems. The coefficient of the first order term, which is the slope of the fitted curve at  $y/y_{proj} = 0$ , is the flow. In figure 1 it is the slope of the solid line through the origin.

In figure 2 the flow is plotted as a function of the participant proton multiplicity for the three systems Ca + Ca, Nb + Nb and Au + Au, all at a beam energy of 400 MeV per nucleon. As already seen previously from the distributions of the flow angle [14] the amount of flow increases with increasing target-projectile mass. The multiplicity dependence, however, shows the flow peaking at intermediate multiplicity, while the mean flow angle increased monotonically with multiplicity [1]. This is because the present flow quantity goes to zero at the highest multiplicities (for zero impact parameter) while the previously obtained flow angles were affected considerably by the spectators at the lower multiplicities. It should be noted that the transverse momentum method is not able to distinguish between prolate and oblate shapes.

The dependence of the flow on the beam energy is shown in figure 3. The values are obtained from minimum bias events without any multiplicity cuts and by averaging over particles, not over events. The values are only 10 MeV/c (20 MeV/c for the 1050 MeV per nucleon Nb case) lower than the maximum values at medium multiplicities



(see fig.2) because there are not many particles in low multiplicity events and not many events at high multiplicity. The flow increases with increasing beam energy and reaches a maximum at about 650 MeV per nucleon, followed by a slight fall-off towards higher energies. A flat curve from 400 MeV per nucleon up is almost consistent with the data (especially if the maximum flow values at medium multiplicity were plotted). The energy dependence of the flow differs considerably from the behavior of the mean flow angles [14] since the flow is a measure for the transverse momentum transfer while the flow angle measures the ratio between mean transverse and mean longitudinal momentum.

The errors plotted in figures 2 and 3 are statistical errors only as obtained from the fit procedure multiplied by  $\sqrt{\chi^2}$ . The choice of the degree of the fit polynomial and of the fit interval introduce a systematic error of less than 10 MeV/c per nucleon. The spectator cut has a similar effect. Although the detector bias influences the flow less than the flow angle, its effect is still difficult to estimate and is energy and multiplicity dependent. Therefore all theoretical predictions should be subjected to the appropriate Plastic Ball acceptance filter<sup>1</sup> before being compared to the experimental results. The importance of this correction was underlined by a study of the 400 MeV per nucleon Nb data with a statistical model code [15] extended to include the flow effect [1] which showed that the calculated flow was reduced by 20% at the highest value when the detector response was properly taken into account. It is well possible that the apparent decrease of the flow at the highest energies seen in figure 3 is influenced by the detector response.

The observation of collective flow indicates that a pressure build-up develops during the collision. This new method to describe the flow should allow for a more quantitative comparison of the data to theoretical model predictions. Cascade calculations simulating a purely thermal equation of state show some flow, but three detailed comparisons [16,17,14] with experimental data show that "there is too little intrinsic pressure built up in the cascade model" [16]. Vlasov-Uehling-Uhlenbeck calculations, on the other hand, show that the magnitude of the flow effect strongly depends on the nuclear

<sup>1</sup>A Fortran subroutine is available from the authors.

matter equation of state [18]. Using a stiff equation of state those calculations are in qualitative agreement with the excitation function of flow for the Nb + Nb data. Composite particle yields [4] appear to be also sensitive to the equation of state and low pion yields [19] already have given evidence for a stiff equation of state. It is expected that the present comprehensive set of data on the multiplicity, beam energy and mass dependence of the flow will allow for a more systematic comparison with several model calculations so as to reliably extract the nuclear matter equation of state.

We would like to thank Prof. R. Bock for his continuous support. This work was supported in part by the U.S. Department of Energy under Contract DE-AC03-76SF00098.

## References

- [1] H.Å. Gustafsson, H.H. Gutbrod, B. Kolb, H. Löhner, B. Ludewigt, A.M. Poskanzer, T. Renner, H. Riedesel, H.G. Ritter, A. Warwick, F. Weik, H. Wieman, Phys. Rev. Lett. 52, 1590 (1984).
- [2] W. Scheid, H. Müller, W. Greiner, Phys. Rev. Lett. 32, 741 (1974).
- [3] G. Buchwald, G. Graebner, J. Theis, J. Maruhn, W. Greiner, and H. Stöcker, Phys. Rev. Lett. 52, 1594 (1984).
- [4] K.G.R. Doss, H.Å. Gustafsson, H.H. Gutbrod, B. Kolb, H. Löhner, B. Ludewigt, A.M. Poskanzer, T. Renner, H. Riedesel, H.G. Ritter, A. Warwick, H. Wieman, Phys. Rev. C32, 116 (1985).
- [5] J.J. Molitoris, J.B. Hoffer, H. Kruse, H. Stöcker, Phys. Rev. Lett. 53, 899 (1984).
- [6] H. Kruse, B.V. Jacak, H. Stöcker, Phys. Rev. Lett. 54, 289 (1985).
- [7] R.E. Renfordt, D. Schall, R. Bock, R. Brockmann, J.W. Harris, A. Sandoval, R. Stock, H. Ströbele, D. Bangert, W. Rauch, G. Odyniec, H.G. Pugh, L.S. Schroeder, Phys. Rev. Lett 53, 763 (1984).

- [8] D. Beavis, S.Y. Chu, S.Y. Fung, W. Gorn, D. Keane, Y.M. Liu, G. VanDalen, and M. Vient, Phys. Rev. C33, 1113 (1986).
- [9] A. Baden, H.H. Gutbrod, H. Löhner, M.R. Maier, A.M. Poskanzer, T. Renner, H. Riedesel, H.G. Ritter, H. Spieler, A. Warwick, F. Weik, and H. Wieman, Nucl. Instr. and Meth. 203, 189 (1982).
- [10] P. Danielewicz and G. Odyniec, Phys. Lett. 157B, 146 (1985).
- [11] P. Danielewicz and M. Gyulassy, Phys. Lett. 129B, 283 (1983).
- [12] H.Å. Gustafsson, H.H. Gutbrod, B. Kolb, H. Löhner, B. Ludewigt, A.M. Poskanzer, T. Renner, H. Riedesel, H.G. Ritter, T. Siemiarczuk, J. Stepaniak, A. Warwick, H. Wieman, Z. Phys. A321, 389 (1985).
- [13] D. Beavis, S.Y. Fung, W. Gorn, D. Keane, Y.M. Liu, R.T. Poe, G. VanDalen, and M. Vient, Phys. Rev. Lett. 54, 1652 (1985).
- [14] H.G. Ritter, K.G.R. Doss, H.Å. Gustafsson, H.H. Gutbrod, K.H. Kampert, B. Kolb, H. Löhner, B. Ludewigt, A.M. Poskanzer, A. Warwick and H. Wieman, Nucl. Phys. A447, 3c (1985).
- [15] G. Fai and J. Randrup, Nucl. Phys. A404, 551 (1983).
- [16] J.J. Molitoris, H. Stöcker, H.Å. Gustafsson, J. Cugnon, D.L'Hôte, Phys. Rev. C33, 867 (1986).
- [17] E. Braun and Z. Fraenkel, Weizmann Institute Preprint WIS-86/9/Feb-PH.
- [18] J.J. Molitoris, D. Hahn, and H. Stöcker, Nucl. Phys. A447, 13c (1985).
- [19] J.W. Harris, R. Bock, R. Brockmann, A. Sandoval, R. Stock, H. Ströbele, G. Odyniec, H.G. Pugh, L.S. Schroeder, R.E. Renfordt, D. Schall, D. Bangert, W. Rauch and K.L. Wolf, Phys. Lett. 153B, 377 (1985).

## Figure captions

Figure 1 Mean transverse momentum per nucleon projected into the reaction plane as a function of the normalized center of mass rapidity for 400 MeV per nucleon Nb + Nb in the third multiplicity bin, between 50% and 75% of  $N_p^{max}$ . The slope of the solid line represents the flow obtained from fitting the data.

Figure 2 Flow as a function of the participant proton multiplicity ( $N_p/N_p^{max}$ ) for the three systems measured at a beam energy of 400 MeV per nucleon.

Figure 3 Flow for minimum bias events as a function of beam energy.

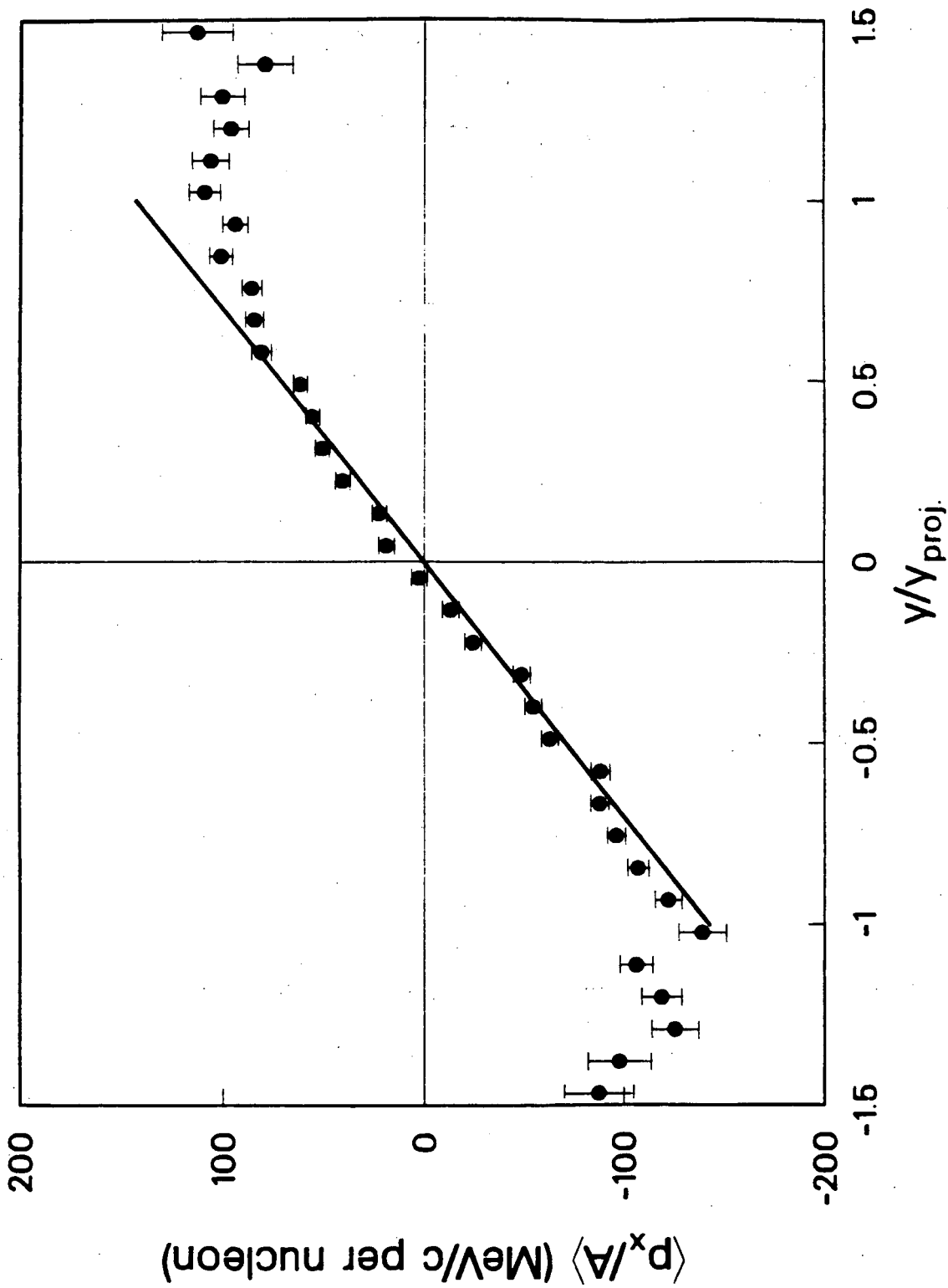


Figure 1

XCG 864-7175

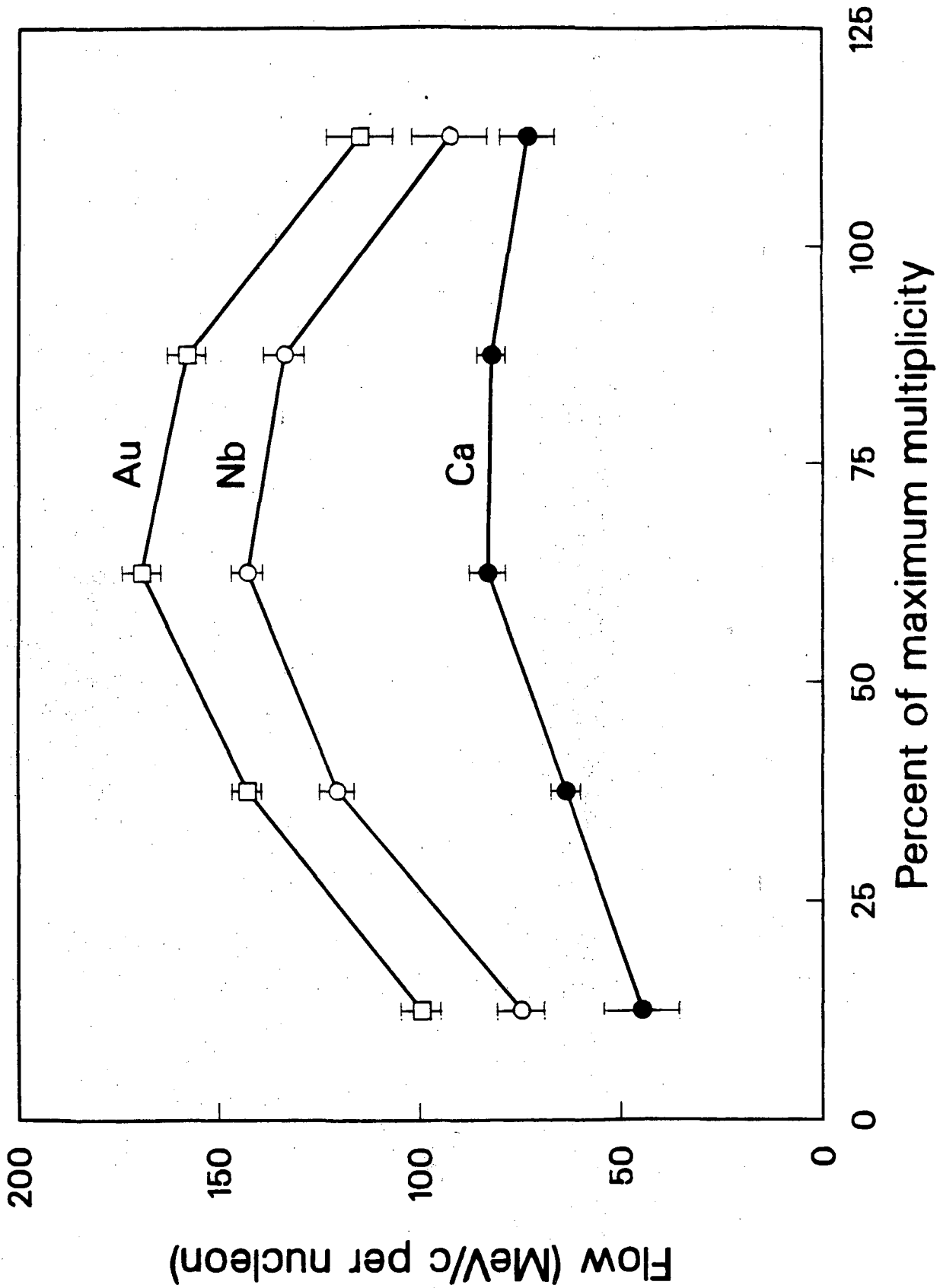


Figure 2

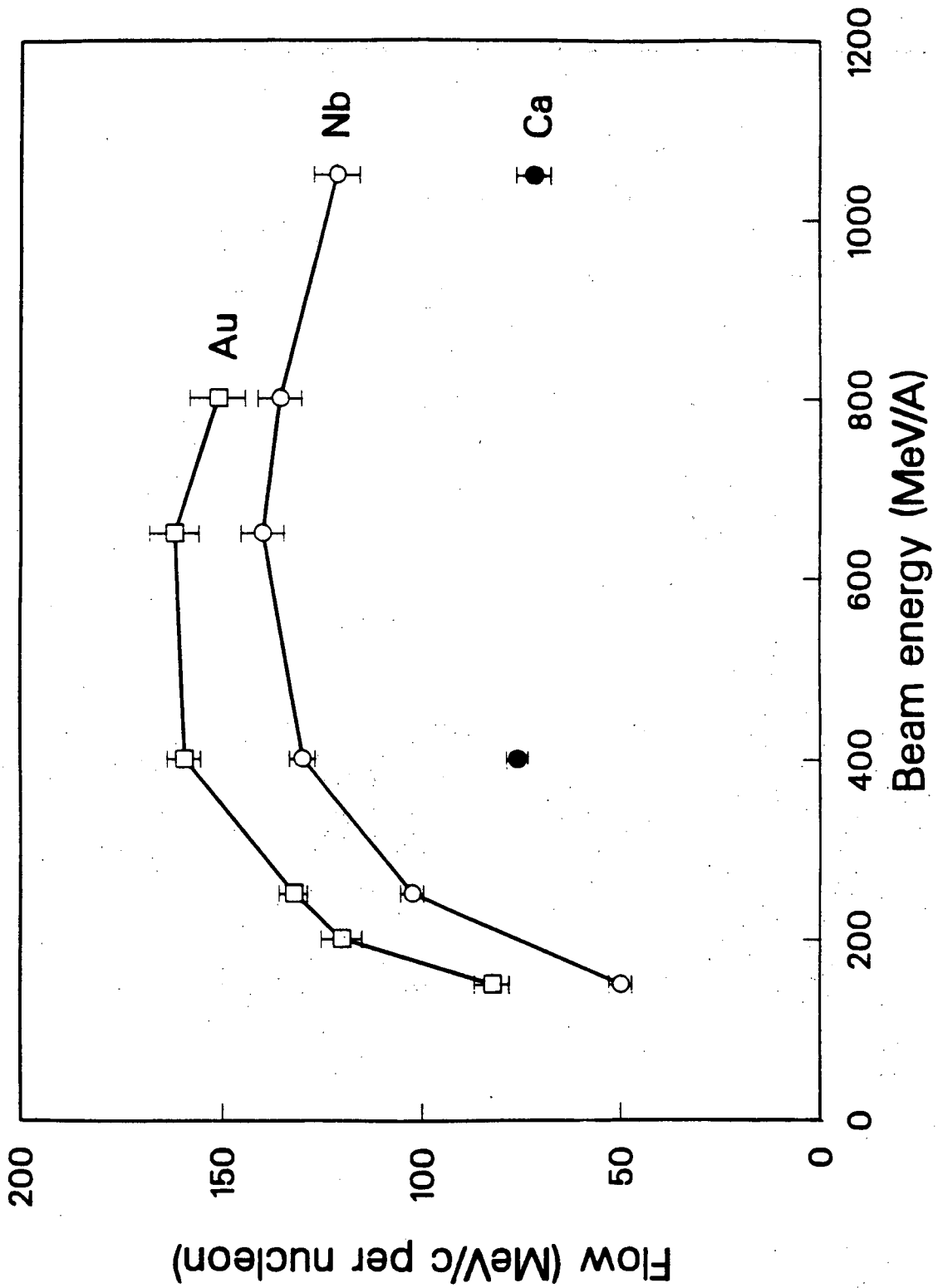


Figure 3

XCG 864-7173

This report was done with support from the Department of Energy. Any conclusions or opinions expressed in this report represent solely those of the author(s) and not necessarily those of The Regents of the University of California, the Lawrence Berkeley Laboratory or the Department of Energy.

Reference to a company or product name does not imply approval or recommendation of the product by the University of California or the U.S. Department of Energy to the exclusion of others that may be suitable.



*LAWRENCE BERKELEY LABORATORY  
TECHNICAL INFORMATION DEPARTMENT  
UNIVERSITY OF CALIFORNIA  
BERKELEY, CALIFORNIA 94720*