

Lawrence Berkeley National Laboratory

Lawrence Berkeley National Laboratory

Title

Selective molecular recognition, C-H bond activation, and catalysis in nanoscale reaction vessels

Permalink

<https://escholarship.org/uc/item/9q8024d7>

Authors

Fiedler, Dorothea
Leung, Dennis H.
Raymond, Kenneth N.
et al.

Publication Date

2004-11-27

Peer reviewed

**Selective Molecular Recognition, C-H Bond Activation, and Catalysis in Nanoscale
Reaction Vessels**

Dorothea Fiedler, Dennis H. Leung, Robert G. Bergman, Kenneth N. Raymond

*Chemical Sciences Division, Lawrence Berkeley National Laboratory, and Department of
Chemistry, University of California, Berkeley, California 94720*

Addresses

Dorothea Fiedler
Department of Chemistry
University of California, Berkeley, CA 94720-1460, USA
Fax: (+1) 510-642-7714

Dennis H. Leung
Department of Chemistry
University of California, Berkeley, CA 94720-1460, USA
Fax: (+1) 510-642-7714

Robert G. Bergman
Department of Chemistry
University of California, Berkeley, CA 94720-1460, USA
Fax: (+1) 510-642-7714
E-mail: bergman@cchem.berkeley.edu

Kenneth N. Raymond
Department of Chemistry
University of California, Berkeley, CA 94720-1460, USA
Fax: (+1) 510-486-5283
E-mail: raymond@socrates.berkeley.edu

Biographical Information

Dorothea Fiedler was born in Hamburg, Northern Germany, in 1978. She went to college at the University of Würzburg, Southern Germany, and received her Diplom in chemistry

in 2001. Since then she has been pursuing her Ph.D. with R. G. Bergman and K. N Raymond at U.C. Berkeley.

Dennis H. Leung was born in Fargo, North Dakota in 1979. He obtained a B.A. degree from Cornell University in 2001, triple-majoring in chemistry, classics, and philosophy. He is currently a Ph.D. candidate, working under the guidance of R. G. Bergman and K. N. Raymond at U.C. Berkeley.

Robert G. Bergman was born in Chicago in 1942. He received his B.A. degree from Carleton College in 1963 and completed his Ph.D. under Jerome A. Berson's direction at the University of Wisconsin in 1966. After a one-year postdoctoral stay with Ronald Breslow at Columbia, he spent eleven years on the faculty at the California Institute of Technology before moving to his present joint position at U.C. Berkeley and Lawrence Berkeley National Laboratory in 1978.

Kenneth N. Raymond was born in Astoria, Oregon in 1942. He received a B.A. from Reed College 1964 and his Ph.D. from Northwestern University in 1968 under the direction of Fred Basolo and James Ibers. He joined the faculty of U.C. Berkeley in 1967. He is a Faculty Senior Scientist and Interim Director of the Seaborg Center, Lawrence Berkeley National Laboratory.

Abstract

Supramolecular chemistry represents a way to mimic enzyme reactivity by using specially designed container molecules. We have shown that a chiral self-assembled M_4L_6 supramolecular tetrahedron can encapsulate a variety of cationic guests, with varying degrees of stereoselectivity. Reactive iridium guests can be encapsulated and the C-H bond activation of aldehydes occurs, with the host cavity controlling the ability of substrates to interact with the metal center based upon size and shape. In addition, the host container can act as a catalyst by itself. By restricting reaction space and preorganizing the substrates into reactive conformations, it accelerates the sigmatropic rearrangement of enammonium cations.

Introduction

Enzymes are among the most selective and active catalysts in nature. For example, the hydrolysis of the phosphate ester groups of DNA would take millions of years if uncatalyzed but occurs rapidly *in vivo*. In 1946 Linus Pauling introduced the idea that enzyme catalysis is due to transition state binding and suggested that: *In order to catalyze a reaction an enzyme must recognize the transition state in a selective way, i.e. it must stabilize it better than the substrate.*¹ Jencks followed up on this idea in 1969 and proposed that an antibody raised against a transition state analogue could catalyze a particular reaction² and this suggestion was later realized in catalytic antibodies.^{3,4}

What are the fundamental features of enzymatic catalysis that lead to such dramatic rate increases and high selectivities, and what does this imply for the use of synthetic supramolecular systems as catalysts? One component of the enzymatic

efficiency is selective substrate recognition and binding. Once bound at the active site, the induced proximity of the two reactants, or two functional groups in the same reactant, dramatically increases the reaction rates. Changes in solvation may also provide significant rate increases, since the enzyme interior often is more hydrophobic than the surrounding aqueous solution. Specific functional groups in the active site may stabilize the reaction transition state. Understanding enzyme-catalyzed reactions requires separating these several factors that can simultaneously affect overall catalytic reactivity.⁵ In principle this analysis is simpler in a synthetic host, which can be designed so that only confinement and desolvation of the guest substrate occur.

Host-guest chemistry, the use of supramolecular assemblies as hosts for chemical reactivity, is emerging as an important way to study how binding molecules into space-restricted environments can mediate their chemical reactivity.⁶⁻⁸ Much like enzymes, the size, shape, and chemical environment of an assembly cavity can help control the recognition and reactivity of substrate molecules, offering the potential for entirely new types of synthetic catalysts. Rather than using inner-sphere ligands to induce changes in reactivity, the outer-sphere environment of a self-assembled host cavity may be used to obtain selective reactivity. Reactions which usually require an organic solvent to accommodate an organometallic catalyst may be carried out in aqueous solution in the confined and protected hydrophobic cavity of a water soluble supramolecular host .

This Account is intended to summarize current efforts toward achieving supramolecular reaction control and, ultimately, supramolecular catalysis with artificial self-assembled hosts. This task has been pursued with two different approaches: 1) the

encapsulation of reactive transition metal complexes into a self-assembled host, and 2) utilization of the container molecule as the catalyst itself.

An M₄L₆ Tetrahedral Host-Assembly

The supramolecular coordination assemblies of M₄L₆ stoichiometry that are used here have had their theoretical approach, realization, and characterization recently reviewed by Raymond et al.⁹⁻¹¹ This system consists of four metal atoms (M = Ga³⁺, Al³⁺, In³⁺, or Fe³⁺) situated at the corners of a tetrahedron and bridged by six naphthalene based bis-bidentate catechol ligands (Figure 1). The metal and ligand components are predisposed to self-assemble into exclusively this tetrahedral structure. The negatively charged container molecule (overall charge -12) is soluble in water and other polar solvents, but contains a hydrophobic cavity of about 0.5 nm³. It has been well established that these vessels encapsulate a variety of monocationic species, among them NMe₄⁺, NEt₄⁺, PEt₄⁺, Cp₂Co⁺, and Cp₂Fe⁺, to form host-guest complexes of the general formula [G ⊂ M₄L₆]¹¹⁻ (⊂ denotes guest encapsulation within the host).¹² The guest molecules' affinity for the cavity depends on their size, hydrophobicity, enthalpy of desolvation, and charge. Though composed of achiral components, the overall structure of the tetrahedron is chiral. The chirality is a result of the tris-bidentate coordination at each metal center, leading to either Δ or Λ configuration. Due to strong mechanical coupling between the metal centers through the ligands, the chirality is communicated from one vertex to the next, leading exclusively to homochiral tetrahedra (with either Δ,Δ,Δ,Δ- or Λ,Λ,Λ,Λ-configuration). Resolution of the racemic mixture is accomplished by addition of the enantioresolved (*S*)-*N*-methylnicotinium counter-ion followed by exchange of the

resolving agent with achiral counter ions NMe_4^+ or NEt_4^+ . This leads to enantiopure and configurationally stable assemblies, providing a “chiral nanoscale flask”.^{13,14}

Encapsulation of Organometallic Complexes

The pursuit of organometallic chemistry capable of proceeding within supramolecular assemblies requires the identification of guest molecules whose size, shape and reactivity are compatible with the host system. Fujita and coworkers have conducted detailed studies on the host-guest chemistry of a Pd-based M_6L_4 octahedral metal-ligand assembly. They discovered that four equivalents of ferrocene could be encapsulated into the highly charged host (overall charge +12). This complexation led to altered electrochemical behavior; the peak potential of bound ferrocene is positively shifted by 73 mV compared with the unencapsulated molecule in aqueous solution.¹⁵

In the tetrahedral nanovessel system studied by the Raymond group, the high affinity of the cationic sandwich complexes Cp_2Fe^+ and Cp_2Co^+ for the M_4L_6 assembly stimulated our interest in the structurally similar ruthenium complexes $[\text{CpRu}(\eta^6\text{-C}_6\text{H}_6)]^+$ (**1**) and $[\text{CpRu}(p\text{-cymene})]^+$ (**2**). Indeed, these complexes undergo guest exchange with the more weakly bound NMe_4^+ and the desired host-guest complexes are formed quantitatively.¹⁶ The generation of the host-guest complexes is most easily observed by ^1H NMR spectroscopy. The resonances of the encapsulated guest are significantly shifted upfield, due to shielding of the naphthalene moiety of the host-assembly, illustrating the close contact between host and guest. For example, the guest resonances of $\text{K}_{11}[\mathbf{1} \subset \text{Ga}_4\text{L}_6]$ occur at 2.60 ppm ($\eta^6\text{-C}_6\text{H}_6$) and 1.89 ppm (Cp), whereas the signals for the unencapsulated ruthenium complex are at 6.04 and 5.29 ppm, respectively. Addition of

more than one equivalent of ruthenium complex did not increase the intensity of the signal for the encapsulated species. Instead, two new resonances are displayed at 4.93 and 4.58 ppm, indicating that additional **1** is ion paired to the assembly exterior. This conclusion is supported by MM3 optimized molecular modeling, which showed that the cavity is not large enough to accommodate more than one equivalent of sandwich complex (Figure 2).¹⁷

The chiral environment of the cavity was probed by employing the complex [CpRu(*p*-cymene)]⁺ (**2**) as a guest molecule. The isopropyl substituent bears two enantiotopic methyl groups. Upon binding by the chiral host, these two methyl groups become diastereotopic and therefore distinguishable by NMR spectroscopy; the organometallic species experiences the cavity's chirality (Figure 2).

Recognition of Chiral Guests

In expanding the range of organometallic guests suitable for the M₄L₆ assemblies discussed here, we continued with the investigation of the similarly hydrophobic ruthenium half sandwich-complexes of the general formula CpRu(diene)X and Cp*Ru(diene)X (Cp* = η⁵-C₅(CH₃)₅), some of which are chiral. In polar media, these complexes undergo halide dissociation to form cationic solvated ruthenium species, which can be encapsulated into the tetrahedral assembly.¹⁸ The unsymmetrically substituted diene complexes are chiral and their encapsulation reveals an interesting stereochemical feature: the generation of two diastereomeric host-guest complexes. Combination of the racemic assembly with a racemic ruthenium complex results in four different host-guest permutations (Δ/R, Δ/S, Λ/R, Λ/S), i.e. two diastereomeric pairs of

enantiomers (Figure 3). This is reflected in the ^1H NMR spectra of the host-guest complexes: the spectra of $\text{K}_{11}[\text{CpRu}(\text{isoprene})(\text{H}_2\text{O}) \subset \text{Ga}_4\text{L}_6]$ and $\text{K}_{11}[\text{CpRu}(2\text{-ethylbutadiene})(\text{H}_2\text{O}) \subset \text{Ga}_4\text{L}_6]$ show two separate data sets for the two diastereomers in a 50:50 ratio.

To enhance stereoselective recognition, the sterically more demanding Cp^* ligand was employed, which should allow for closer host-guest contacts and higher levels of recognition. A series of 1- and 2-substituted diene complexes were investigated and the results are summarized in Table 1. This table establishes the key property that the degree of chiral recognition is highly size and shape dependent. For example, the host-guest complex $\text{K}_{11}[\mathbf{8} \subset \text{Ga}_4\text{L}_6]$ shows very moderate diastereoselectivity (59:41). Moving the ethyl substituent to the 2-position has a dramatic effect: the ratio of diastereomers for $\text{K}_{11}[\mathbf{4} \subset \text{Ga}_4\text{L}_6]$ now amounts to 85:15 (Figure 4). Also important is the significant difference in recognition between $[\text{Cp}^*\text{Ru}(2\text{-}i\text{-propylbutadiene})(\text{H}_2\text{O})]^+$ (**5**) and $[\text{Cp}^*\text{Ru}(2\text{-}n\text{-propylbutadiene})(\text{H}_2\text{O})]^+$ (**6**): the linear alkyl chain induces a higher degree of recognition compared to the more spherical isopropyl substituent, again illustrating the high shape sensitivity.

At present, diastereomeric ratios of this magnitude are modest compared to those available using conventional reagents. However, considering that the recognition process relies only on weak van der Waals interactions, the observed selectivities are good. The diastereomeric ratios compare favorably to those seen in other self-assembled host-guest systems, in which recognition is governed by weak interactions such as van der Waals interactions or hydrogen bonding. For example, Rebek and coworkers have reported the self-assembly of a tetrameric chiral capsule with D_2 symmetry, which is held together by

a seam of hydrogen bonds.¹⁹ This capsule binds a variety of neutral organic molecules; particularly effective are guest molecules containing carbonyl groups. When racemic mixtures of chiral ketones are added to the chiral assembly, the ¹H NMR spectrum reveals the ratios of the diastereomeric host-guest complexes. Most remarkable is the complexation of 3-methylcyclohexanone, which is encapsulated with a 80:20 dr.¹⁹

Another example from the Rebek group describes enantioselective guest binding into a chiral dimeric “softball” constituted from achiral monomers.²⁰ Here again diastereomeric ratios of up to 80:20 were observed for the encapsulation of chiral ketones. These guest binding studies with chiral substrates demonstrate that both steric and electrostatic effects are important in achieving chiral recognition; both the guest volume and shape, as well as the number of CH/ π - and hydrogen-bond interactions, determine affinity and selectivity.

With the aforementioned observed diastereoselectivities, the enantiopure M₄L₆ assembly was attractive as a potential resolving agent for the chiral organometallic species. Indeed, this has resulted in a dynamic resolution of enantiomers.¹⁸ Combination of one equivalent of resolved Λ -assembly with only one equivalent of Cp*Ru(2-ethylbutadiene)Cl complex led to quantitative formation of K₁₁[**4** \subset Ga₄L₆]. The isolated product gave rise to an intense CD signal, corroborating the formation of Λ -K₁₁[**4** \subset Ga₄L₆], a host-guest complex in which the host has fully retained its chirality. The ratio of diastereomers displayed in the ¹H NMR spectrum amounted to 85:15 again, which implies interconversion of the two [Cp*Ru(2-ethylbutadiene)(H₂O)]⁺ enantiomers on the time scale of binding. We infer that water, as a labile ligand, facilitates rearrangement at

the metal center. Similar behavior has been described for analogous cationic ruthenium complexes.²¹

Encapsulated Transition Metal Reactivity

Many organic transformations require the use of a transition metal catalyst, but reports on the mediation of these metal-catalyzed transformations by supramolecular encapsulation are relatively rare, and catalytic accelerations are often modest.²²⁻²⁹ Since this Account is not intended to be a comprehensive review, but rather an illustration of a rapidly developing topic, only a few examples of such studies are discussed below.

Reek, van Leeuwen, and coworkers have used tris-pyridylphosphine ligands to coordinate to reactive metal centers such as rhodium and palladium.²²⁻²⁴ The pyridyl moieties on the phosphine ligand coordinate to zinc porphyrin complexes, which form well-defined molecular walls. Upon coordination of the phosphine to the metal center, molecular modeling indicates that the reactive metal center is completely encapsulated by the walls of the porphyrin assembly. The embedded metal complex gave rise to altered reactivity and selectivity. In particular, in rhodium-catalyzed hydroformylation reactions carried out at 25 °C, the porphyrin encapsulated complex gave up to 10-fold higher activity and a 0.6:1 selectivity for the linear over the branched product.^{22,24}

Hupp and coworkers have also utilized porphyrins as molecular panels around a reactive metal center.^{25,26} Using coordinative directed assembly with octahedral rhenium metal centers at the corners with zinc porphyrin walls, a supramolecular square with a large internal cavity is formed, where a catalytically active manganese porphyrin moiety binds to the zinc walls. Since the porphyrin walls prevent the bimolecular decomposition

that is typical for the unbound catalyst, encapsulation results in improved catalyst stability and a 10- to 100-fold increase in the turnover numbers for epoxidation reactions of various alkenes.²⁵ In addition, catalyst encapsulation results in modest substrate size selectivity: larger alkenes that do not fit well within the cavity and react 3 to 4 times slower than smaller alkenes.

There have been very few reports on the use of a chiral supramolecular environment to mediate transition metal reactivity.²⁷⁻²⁹ Lin and coworkers have used metal-ligand interactions to self-assemble a chiral supramolecular triangle.²⁷ The chirality of the structure is based on the use of enantiomerically pure 1,1'-bi-2-naphthol (BINOL) as building blocks. The dihydroxyl groups on the BINOL ligands point inwards, creating a chiral pocket within the triangle. An increase to 90% enantioselectivity in diethylzinc additions to aldehydes was observed upon addition of a titanium catalyst to the triangle, compared to 80% enantioselectivity in presence of only the free BINOL-based ligand. The sides of the triangle appear to be slightly flexible, allowing the pocket to accommodate aldehydes of various sizes.

The M_4L_6 assembly studied by Raymond et al. enables the supramolecular encapsulation of cationic transition metal complexes without the need to covalently tie them to a surrounding superstructure. This provides for the potential encapsulation of discrete reactive species within the same host assembly by simple addition of the host and guest in aqueous solution. Furthermore, the M_4L_6 host assembly has been shown to have significant enantioselective recognition of guests that could be harnessed for asymmetric reactivity with an achiral catalyst.¹⁸

Since half-sandwich ruthenium complexes proved to be adequate guests, we then investigated the encapsulation of other chemically reactive half-sandwich complexes. Bergman et al. have long been interested in the reactivity of half-sandwich iridium complexes.^{30,31} In particular, the iridium(III) compound $[\text{Cp}^*(\text{PMe}_3)\text{Ir}(\text{Me})\text{OTf}]$ (**10**, OTf = OSO_2CF_3 = triflate) has been shown to thermally activate the C-H bonds of organic molecules at room temperature.³² Presumably this process occurs by dissociation of the labile triflate to form the cationic 16 e^- species $[\text{Cp}^*(\text{PMe}_3)\text{Ir}(\text{Me})]^+$ (**11**), which can then react with a C-H bond.³³ Since the transition state of this reaction is monocationic, we hoped that encapsulation within the supramolecular host would allow for enforcement of guest selectivities.

The encapsulation of monocationic analogs of the iridium triflate species and its resulting reactivity were examined.³⁴ By substituting a dative ligand for the covalently bound triflate at the metal center, stable cationic 18 e^- compounds of type $[\text{Cp}^*(\text{PMe}_3)\text{Ir}(\text{Me})(\text{L})][\text{OTf}]$ (L = donor ligand) can be prepared. If L is sufficiently labile, reactivity similar to that of the unencapsulated neutral triflate might be expected. The olefin adduct $[\text{Cp}^*(\text{PMe}_3)\text{Ir}(\text{Me})(\text{C}_2\text{H}_4)][\text{OTf}]$ (**12**) was prepared by addition of ethylene to a solution of **10** in CH_2Cl_2 and is stable in aqueous solution, since the ethylene ligand is more strongly coordinating than water to the iridium center. As a consequence of this stability, **12** has decreased reactivity compared to neutral triflate species. Upon addition of aldehyde substrates to **12** in aqueous solution, no reactivity was observed until the solution was heated to $75\text{ }^\circ\text{C}$. No reactivity with other organic substrates was observed before decomposition occurred at higher temperatures (aldehyde activation being much more facile than the activation of other organic substrates)³². In the proposed

mechanism of this reaction, **12** first undergoes dissociation of ethylene at elevated temperatures. This generates the reactive 16 e⁻ intermediate **11** that can activate the aldehydic C-H bond to release methane and form an iridium acyl complex. Decarbonylation of the acyl group gives an iridium alkyl carbonyl complex as the final reaction product (Scheme 1).^{30,35} Importantly, all of the intermediates in this reaction pathway are cationic, and thus are likely to be mediated by encapsulation within the host cavity.

Combination of Na₁₂[Ga₄L₆] with **12** in aqueous solution resulted in immediate and quantitative encapsulation to form Na₁₁[**12** ⊂ Ga₄L₆]. As in the case of the encapsulated ruthenium compounds, the NMR resonances of the guest are shifted upfield. In addition, since the iridium center is chiral, encapsulation by the chiral host assembly results in the formation of two diastereomeric host-guest systems. In the ¹H NMR spectrum, the resonances corresponding to the Cp* protons have been shifted upfield from a single signal at 1.96 ppm for the unbound species to two diastereomeric peaks at -0.35 and -0.44 ppm (Figure 5). In the ³¹P{¹H} NMR spectrum, the resonance corresponding to the trimethylphosphine peak has been shifted from a single peak at -29.1 ppm to two diastereomeric resonances at -37.1 and -37.9 ppm. The diastereoselectivity of the encapsulation of **12** is relatively low (dr = 53:47). Molecular mechanics calculations on this system predicted an optimized structure in which **12** fits comfortably within the host cavity (Figure 5).¹⁷ The reactive metal center is completely enclosed within the walls of the host, providing a tight, well-defined nanospace around the iridium species.

Since the ethylene complex **12** displays C-H bond activation reactivity at elevated temperatures, it was hoped that the corresponding host-guest assembly would display similar reactivity. When acetaldehyde was added to an aqueous solution of Na₁₁[**12** ⊂ Ga₄L₆] at 75 °C, a new encapsulated product was obtained in moderate yield after several days. This new product was identified as the host-guest assembly [Cp*(PMe₃)Ir(Me)(CO) ⊂ Ga₄L₆]¹¹⁻, the product of the C-H bond activation of acetaldehyde. The product iridium carbonyl compound is also chiral, and was formed with a 60:40 diastereomeric ratio, although there is much lower diastereoselectivity in the original binding of **12**.

The selectivity of the activation of aldehydes by the encapsulated iridium species was explored by examining a wide variety of substrates. As expected, the host assembly strictly regulates the ability of aldehyde substrates to interact with the iridium center based on their size and shape. Large aldehydes such as benzaldehyde and pivalaldehyde do not react with the encapsulated iridium center. These substrates are too bulky to enter the host cavity. In contrast, smaller aldehydes are readily activated since they are able to approach the embedded reactive iridium center.

The selectivity cutoffs exhibited by this system are remarkable (Table 2). The host-guest assembly Na₁₁[**12** ⊂ Ga₄L₆] reacts with linear substrates ranging from acetaldehyde to *n*-butyraldehyde to form the corresponding encapsulated iridium carbonyl products. However, when the size of the aldehyde reaches valeraldehyde, no reaction is observed, since now the substrate is beyond the size regime allowed by the host cavity for reactivity. In addition to the size constraints enforced by encapsulation, significant shape selectivity was also observed. The encapsulated iridium complex reacts

with isovaleraldehyde but not with 2-methylbutanal: simply moving the branching methyl group one position dramatically changes the ability of the substrate to react with the host-guest assembly.

As the size of the linear aldehyde substrates is increased homologously from acetaldehyde to propionaldehyde to butyraldehyde, the diastereoselectivity of the activation reaction increases from 60:40 to 65:35 to 70:30. Thus increasing the size of the organic substrate interacting with the iridium center produces a correspondingly stronger chiral recognition by the host cavity. In analogy to the results obtained with the ruthenium systems, branched substrates are activated with a lower degree of diastereoselectivity. The host-guest assembly reacts with isobutyraldehyde with a lower diastereoselectivity than butyraldehyde (dr of 55:45 vs. 70:30).

This substrate selectivity can be observed *in situ* in a competition experiment with half of an equivalent of both acetaldehyde and benzaldehyde. When $\text{Na}_{11}[\mathbf{12} \subset \text{Ga}_4\text{L}_6]$ was added, upon heating, only the acetaldehyde substrate was activated, leaving benzaldehyde and half of an equivalent of unreacted $\text{Na}_{11}[\mathbf{12} \subset \text{Ga}_4\text{L}_6]$ in solution.

In considering the mechanism of the C-H activation of aldehydes with the encapsulated iridium complex, it is important to examine the possibility that the reaction takes place by reversible dissociation of **12** into aqueous solution, followed by reaction with aldehyde and then re-encapsulation of the product iridium carbonyl complex. The abrupt discontinuity in the dependence of reactivity on aldehyde size and shape discussed above provides evidence against this alternative mechanism. Experiments conducted in the absence of $[\text{Ga}_4\text{L}_6]^{12-}$ host demonstrated that unencapsulated **12** reacts with all of the aldehydes shown in Table 2 at similar rates. Therefore, in the C-H bond activation

experiments carried out with the host-guest complex [**12** ⊂ Ga₄L₆]¹¹⁻, if the iridium guest were leaving the host interior, no unusual selectivity should be seen among aldehydes of various shapes and sizes. Because just the opposite is observed--i.e., aldehydes that are too large or the wrong shape to enter and bind to the cationic metal center in the iridium-containing cavity are completely protected from undergoing decarbonylation--we conclude that the C-H bond activation reaction takes place within the host assembly.

Catalysis by Self-Assembled Hosts

Rather than encapsulating an organometallic catalyst into a container molecule for reaction with substrate, can the supramolecular host structure act alone as a catalyst? Such catalytic behavior can occur when two reactive partners are bound within the same capsule and their relative encounter frequencies (“effective concentrations”) are increased dramatically. Rebek and co-workers have observed a 200-fold rate acceleration through encapsulation in the Diels-Alder reaction of benzoquinone and cyclohexadiene mediated by a hydrogen-bonded, self-assembled “softball”. Unfortunately, the reaction product is bound strongly by the capsule, preventing catalytic turnover.^{36,37} With a different dienophile, 2,5-dimethylthiophene dioxide, however, the product of the Diels-Alder reaction was released from the softball by quinone and catalytic turnover was observed. With 10 mol% of the “softball” the rate acceleration was 10-fold.³⁸

A different approach to supramolecular catalysis employs container molecules as phase-transfer catalysts operating in aqueous environments. This has been demonstrated by Fujita and coworkers, who utilized their Pd-based M₆L₄ assembly as a catalyst for the Wacker oxidation of styrene to acetophenone.³⁹ While their octahedral assembly bears an

overall charge of +12 and is water soluble, it encapsulates a variety of neutral, hydrophobic molecules. The Wacker oxidation of styrene, catalyzed by $[\text{Pd}(\text{NO}_3)_2(\text{en})]$, affords very low yield in water (4%), due to the substrate's low solubility. In the presence of a catalytic amount of the assembly, the yield of acetophenone is drastically increased to 82%.

The demonstration of catalysis of a unimolecular reaction within the tetrahedral metal-ligand assembly is an attractive goal. To that end, the cationic 3-aza Cope reaction seemed ideal. The reaction occurs thermally in *N*-allyl enamine systems, with varying degrees of facility depending on structural features, the cationic variant being more exothermic than the neutral version. The substrates are ammonium cations (**13** in Scheme 2), very similar to $\text{NMe}_2\text{Pr}_2^+$, which is known to be a strongly binding guest.¹² The product of the rearrangement is an iminium cation (**14**), disposed to hydrolysis to the γ,δ -unsaturated aldehyde (**15**). Since neutral molecules are weakly bound, or not at all, by the host-assembly, the aldehyde should be displaced rapidly by more enammonium substrate, potentially allowing for turnover. Lastly, if the substrate is substituted unsymmetrically ($\text{R}_2 \neq \text{R}_3$), the rearrangement leads to the generation of a stereogenic center, raising the opportunity for asymmetric catalysis.

The dimethylallyl-(2-methylpropenyl)ammonium cation (**13a**, $\text{R}_1, \text{R}_2, \text{R}_3 = \text{H}$) was encapsulated into the M_4L_6 assembly in aqueous solution to yield quantitatively $\text{K}_5(\text{NMe}_4)_6[\mathbf{13a} \subset \text{Ga}_4\text{L}_6]$.⁴⁰ The rearrangement of both the free and encapsulated enammonium cation was monitored by ^1H NMR spectroscopy in D_2O at 50 °C in buffered solution (pD = 8.02). The rearrangement displayed clean first order kinetics for the disappearance of starting material. The rates of rearrangement for the free and

encapsulated reaction differ significantly: the encapsulated reaction is accelerated by about a factor of 5 ($k_{\text{free}} = 3.49 \times 10^{-5} \text{ s}^{-1}$; $k_{\text{encaps.}} = 16.3 \times 10^{-5} \text{ s}^{-1}$). The initial suspicion that this acceleration could be due to solvent effects (the cavity interior providing a more hydrophobic environment) or charge effects (the high negative charge of the assembly stabilizing the cationic transition state) was not supported by additional kinetic measurements of the unencapsulated rearrangement. No substantial solvent dependence was detected ($k_{\text{D}_2\text{O}} = 3.49 \times 10^{-5} \text{ s}^{-1}$, $k_{\text{MeOD}} = 3.62 \times 10^{-5} \text{ s}^{-1}$, $k_{\text{CDCl}_3} = 3.84 \times 10^{-5} \text{ s}^{-1}$), nor did added salt cause a substantial acceleration ($k_{\text{D}_2\text{O}/\text{KCl}} = 4.02 \times 10^{-5} \text{ s}^{-1}$).

To explore the causes of the rate increase within the capsule, additional substrates were investigated. Their rate constants for rearrangement (free and encapsulated) are summarized in Table 3. It is evident from these values that additional substituents on the enammonium cation enhance the rearrangement rate of encapsulated substrates, with factors of acceleration of up to 141 (entry 3)! In pursuit of elucidating the origin of acceleration, the activation parameters for the rearrangement of free and encapsulated enammonium cation **13c** ($R_1, R_3 = \text{H}$, $R_2 = \text{Et}$) were determined. For the free rearrangement, $\Delta H^\ddagger = 23 \text{ kcal/mol}$ and $\Delta S^\ddagger = -7.9 \text{ eu}$. The encapsulated reaction shows an almost identical enthalpy of activation, $\Delta H^\ddagger = 23 \text{ kcal/mol}$, but the entropy of activation differs remarkably, amounting to $\Delta S^\ddagger = 1.7 \text{ eu}$. The observed rate accelerations are thus exclusively due to the reduction of the entropy of activation. Upon encapsulation, the substrate loses several rotational degrees of freedom and appears to be preorganized into a reactive conformation. The tighter the host-guest fit, the greater the effect of predisposition.

Aware that the product of rearrangement is released from the cavity and hydrolyzes in aqueous solution, we explored the possibility of carrying out the reaction under catalytic conditions. Kinetic experiments with different catalyst loadings confirmed truly catalytic behavior of the self-assembled host for the 3-aza Cope rearrangement of **13c** (Figure 6). Raising the catalyst loading from 13 mol%, to 27 mol%, to 40 mol%, resulted in the expected rate accelerations; the observed rate constants at 25 °C are $k_{13\%} = 0.64 \times 10^{-4} \text{ s}^{-1}$, $k_{27\%} = 1.17 \times 10^{-4} \text{ s}^{-1}$, $k_{40\%} = 1.80 \times 10^{-4} \text{ s}^{-1}$.

Significantly, the addition of NEt_4^+ , a very strongly binding guest which blocks the cavity interior, inhibited the reaction. With this information, we propose the catalytic cycle depicted in Figure 7. First, the metal-ligand assembly binds the enammonium substrate into its cavity. This encapsulation orients the substrate in a reactive conformation, prone to rearrangement. The rearranged product is ejected from the cavity and hydrolyzes, allowing the next catalytic cycle to begin.

Future Perspective

The utilization of self-assembled supramolecular architectures as nanoscale reaction vessels is still in its infancy. Even though a broad range of such structures have been reported, their properties as catalytic reaction chambers have rarely been exploited. The results in this field represent a way to harness the method employed by enzymes in nature for use in synthetic applications to attain new selectivities beyond current techniques. The findings reported here display the features desired from a chiral nanoflask. Operating in aqueous solution, these metal-ligand assemblies are not only able to selectively bind their substrates, but have also proven their ability to control

organometallic reactivity and mediate organic reactions catalytically. Future challenges include exploring the enantioselective induction of the resolved chiral host to achieve asymmetric catalysis and to increase the scope of reactivity within these supramolecular structures.

Acknowledgements

This work was supported by the Director, Office of Energy Research, Office of Basic Energy Sciences, Chemical Sciences Division, of the U.S. Department of Energy under Contract No. DE-AC03-7600098.

References

- (1) Pauling, L. Molecular Architecture and Biological Reactions. *Chem. Eng. News* **1946**, *24*, 1375-1377.
- (2) Jencks, W. P. *Catalysis in Chemistry and Enzymology*; McGraw-Hill: New York, 1969.
- (3) Tramontano, A.; Janda, K. D.; Lerner, R. A. Catalytic Antibodies. *Science* **1986**, *234*, 1566-1570.
- (4) Pollack, S. J.; Jacobs, J. J.; Schultz, P. G. Selective Chemical Catalysis by an Antibody. *Science* **1986**, *234*, 1570-1573.
- (5) Borman, S. Much Ado About Enzyme Mechanisms. *Chem. Eng. News* **2004**, *82*, 35-39.
- (6) Cram, D. J. Cavitands: Organic Hosts with Enforced Cavities. *Science* **1983**, *219*, 1177-1183.
- (7) Cram, D. J. Molecular Container Compounds. *Nature* **1992**, *356*, 29-36.
- (8) Lehn, J.-M. *Supramolecular Chemistry: Concepts and Perspectives*; VCH: Weinheim, 1995.
- (9) Caulder, D. L.; Brückner, C.; Powers, R. E.; König, S.; Parac, T. N.; Leary, J. A.; Raymond, K. N. Design, Formation and Properties of Tetrahedral M_4L_4 and M_4L_6 Supramolecular Clusters. *J. Am. Chem. Soc.* **2001**, *123*, 8923-8938.
- (10) Caulder, D. L.; Raymond, K. N. Supermolecules by Design. *Acc. Chem. Res.* **1999**, *32*, 975-982.
- (11) Yeh, R. M.; Davis, A. V.; Raymond, K. N. In *Comprehensive Coordination Chemistry II*; Meyer, T. J., Ed.; Elsevier Ltd.: Oxford, UK, 2004; pp 327-355.

- (12) Parac, T. N.; Caulder, D. L.; Raymond, K. N. Selective Encapsulation of Aqueous Cationic Guests into a Supramolecular Tetrahedral M_4L_6 (12-) Anionic Host. *J. Am. Chem. Soc.* **1998**, *120*, 8003-8004.
- (13) Terpin, A. J.; Ziegler, M.; Johnson, D. W.; Raymond, K. N. Resolution and Kinetic Stability of a Chiral Supramolecular Assembly Made of Labile Components. *Angew. Chem. Int. Ed.* **2001**, *40*, 157-160.
- (14) Ziegler, M.; Davis, A. V.; Johnson, D. W.; Raymond, K. N. Supramolecular Chirality: A Reporter of Structural Memory. *Angew. Chem. Int. Ed.* **2003**, *42*, 665-668.
- (15) Sun, W. Y.; Kusukawa, T.; Fujita, M. Electrochemically Driven Clathration/Declathration of Ferrocene and its Derivatives by a Nanometer-Sized Coordination Cage. *J. Am. Chem. Soc.* **2002**, *124*, 11570-11571.
- (16) Fiedler, D.; Pagliero, D.; Brumaghim, J. L.; Bergman, R. G.; Raymond, K. N. Encapsulation of Cationic Ruthenium Complexes into a Chiral Self-Assembled Cage. *Inorg. Chem.* **2004**, *43*, 846-848.
- (17) CAChe 5.04 ed.; Fujitsu Limited, 2002.
- (18) Fiedler, D.; Leung, D. H.; Bergman, R. G.; Raymond, K. N. Enantioselective Guest Binding and Dynamic Resolution of Cationic Ruthenium Complexes by a Chiral Metal-Ligand Assembly. *J. Am. Chem. Soc.* **2004**, *126*, 3674-3675.
- (19) Nuckolls, C.; Hof, F.; Martin, T.; Rebek, J., Jr. Chiral Microenvironments in Self-Assembled Capsules. *J. Am. Chem. Soc.* **1999**, *121*, 10281-10285.
- (20) Rivera, J. M.; Martin, T.; Rebek, J., Jr. Chiral Softballs: Synthesis and Molecular Recognition Properties. *J. Am. Chem. Soc.* **2001**, *123*, 5213-5220.
- (21) Matsushima, Y.; Onitsuka, K.; Takahashi, S. Enantioface-Selective Coordination of Prochiral 1,3-Dienes to Planar-Chiral Cyclopentadienyl-Ruthenium Complexes. *Organometallics* **2004**, *23*, 2439-2446.
- (22) Slagt, V. F.; Reek, J. N. H.; Kramer, P. C. J.; van Leeuwen, P. W. N. M. Assembly of Encapsulated Transition Metal Catalysts. *Angew. Chem. Int. Ed.* **2001**, *40*, 4271-4274.
- (23) Slagt, V. F.; van Leeuwen, P. W. N. M.; Reek, J. N. H. Multicomponent Porphyrin Assemblies as Functional Bidentate Phosphite Ligands for Regioselective Rhodium-Catalyzed Hydroformylation. *Angew. Chem. Int. Ed.* **2003**, *42*, 5619-5623.
- (24) Slagt, V. F.; Kramer, P. C. J.; van Leeuwen, P. W. N. M.; Reek, J. N. H. Encapsulation of Transition Metal Catalysts by Ligand-Template Directed Assembly. *J. Am. Chem. Soc.* **2004**, *126*, 1526-1536.
- (25) Merlau, M. L.; Mejia, M. d. P.; Nguyen, S. T.; Hupp, J. T. Artificial Enzymes Formed through Directed Assembly of Molecular Square Encapsulated Epoxidation Catalysts. *Angew. Chem. Int. Ed.* **2001**, *40*, 4239-4242.
- (26) Morris, G. A.; Nguyen, S. T.; Hupp, J. T. Enhanced Activity of Enantioselective (Salen)Mn(III) Epoxidation Catalysts Through Supramolecular Complexation. *J. Mol. Catal. A: Chem.* **2001**, *174*, 15-20.
- (27) Lee, S. J.; Hu, A.; Lin, W. The First Chiral Organometallic Triangle for Asymmetric Catalysis. *J. Am. Chem. Soc.* **2002**, *124*, 12948-12949.
- (28) Jiang, H.; Hu, A.; Lin, W. A Chiral Metallacyclophane for Asymmetric Catalysis. *Chem. Commun.* **2003**, 96-97.

- (29) Gianneschi, N. C.; Bertin, P. A.; Nguyen, S. T.; Mirkin, C. A.; Zakharov, L. N.; Rheingold, A. L. A Supramolecular Approach to an Allosteric Catalyst. *J. Am. Chem. Soc.* **2003**, *125*, 10508-10509.
- (30) Arndtsen, B. A.; Bergman, R. G.; Mobley, T. A.; Peterson, T. H. Selective Intermolecular Carbon-Hydrogen Bond Activation by Synthetic Metal Complexes in Homogeneous Solution. *Acc. Chem. Res.* **1995**, *28*, 154-162.
- (31) Klei, S. R.; Golden, J. T.; Burger, P.; Bergman, R. G. Cationic Ir(III) Alkyl and Hydride Complexes: Stoichiometric and Catalytic C-H Activation by $\text{Cp}^*(\text{PMe}_3)\text{Ir}(\text{R})(\text{X})$ in Homogeneous Solution. *J. Mol. Catal. A: Chem.* **2002**, *189*, 79-94.
- (32) Burger, P.; Bergman, R. G. Facile Intermolecular Activation of C-H Bonds in Methane and Other Hydrocarbons and Si-H Bonds in Silanes with the Ir(III) Complex $\text{Cp}^*(\text{PMe}_3)\text{Ir}(\text{CH}_3)(\text{OTf})$. *J. Am. Chem. Soc.* **1993**, *115*, 10462-10463.
- (33) Tellers, D. M.; Yung, C. M.; Arndtsen, B. A.; Adamson, D. R.; Bergman, R. G. Electronic and Medium Effects on the Rate of Arene C-H Bond Activation by Cationic Ir(III) Complexes. *J. Am. Chem. Soc.* **2002**, *124*, 1400-1410.
- (34) Leung, D. H.; Fiedler, D.; Bergman, R. G.; Raymond, K. N. Selective C-H Bond Activation by a Supramolecular Host-Guest Assembly. *Angew. Chem. Int. Ed.* **2004**, *43*, 963-966.
- (35) Alaimo, P. J.; Arndtsen, B. A.; Bergman, R. G. Alkylation of Iridium via Tandem Carbon-Hydrogen Bond Activation/Decarbonylation of Aldehydes. Access to Complexes with Tertiary and Highly Hindered Metal-Carbon Bonds. *Organometallics* **2000**, *19*, 2130-2143.
- (36) Kang, J. M.; Rebek, J., Jr. Acceleration of a Diels-Alder Reaction by a Self-Assembled Molecular Capsule. *Nature* **1997**, *385*, 50-52.
- (37) Kang, J. M.; Hilmersson, G.; Santamaria, J.; Rebek, J., Jr. Diels-Alder Reactions Through Reversible Encapsulation. *J. Am. Chem. Soc.* **1998**, *120*, 3650-3656.
- (38) Kang, J. M.; Santamaria, J.; Hilmersson, G.; Rebek, J., Jr. Self-Assembled Molecular Capsule Catalyzes a Diels-Alder Reaction. *J. Am. Chem. Soc.* **1998**, *120*, 7389-7390.
- (39) Ito, H.; Kusakawa, T.; Fujita, M. Wacker Oxidation in an Aqueous Phase Through the Reverse Phase-Transfer Catalysis of a Self-Assembled Nanocage. *Chem. Lett.* **2000**, 598-599.
- (40) Fiedler, D.; Bergman, R. G.; Raymond, K. N. *manuscript in preparation* **2004**.

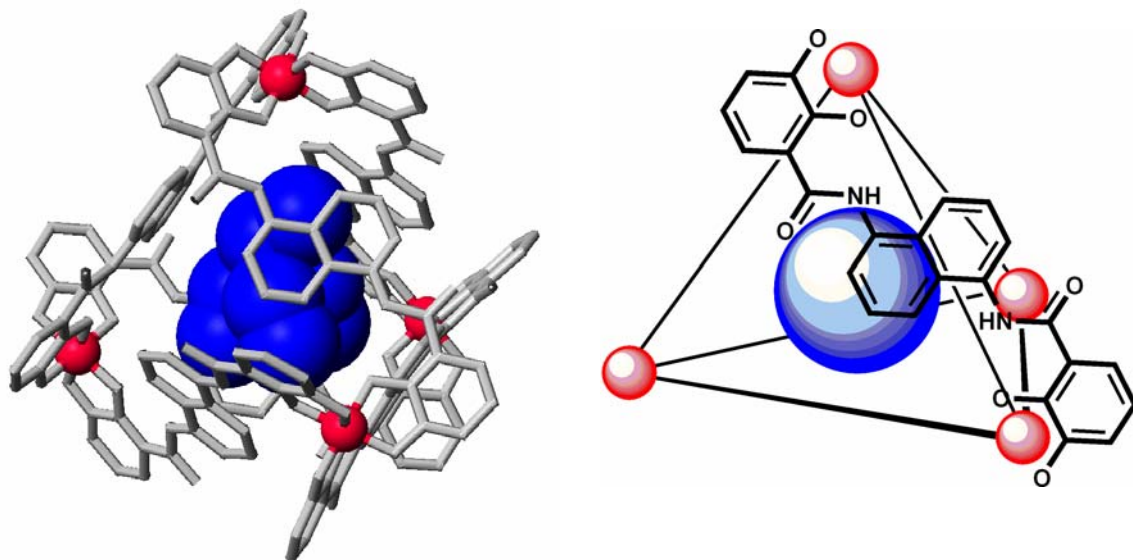


Figure 1. Left: Model of the crystal structure of $[\text{NEt}_4][\text{Fe}_4\text{L}_6]^{11-}$. Right: Schematic of $[\text{G}][\text{M}_4\text{L}_6]^{11-}$. Six bis-bidentate catechol amide ligands span the edges of the tetrahedron (only one of the ligands is drawn for clarity).

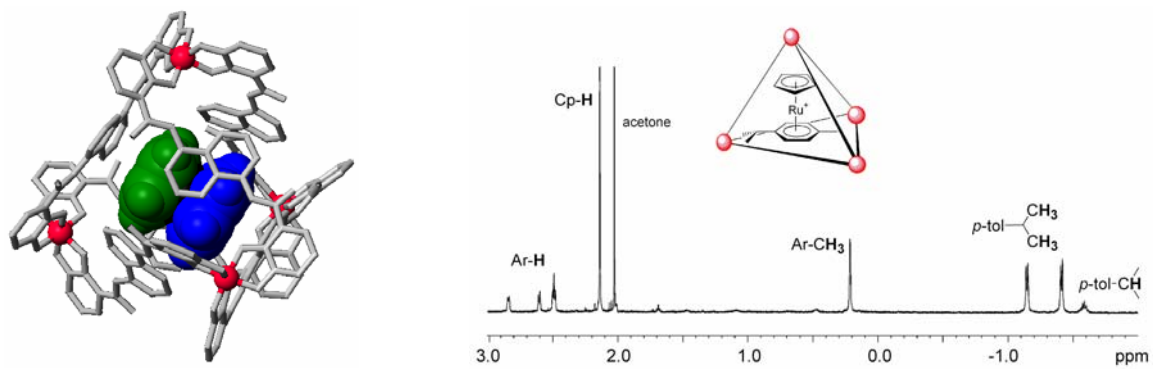


Figure 2. Left: CAChe model of $[\text{CpRu}(\eta^6\text{-C}_6\text{H}_6) \subset \text{Ga}_4\text{L}_6]^{11-}$. Right: ^1H NMR spectrum of $\text{K}_{11}[\mathbf{2} \subset \text{Ga}_4\text{L}_6]$.

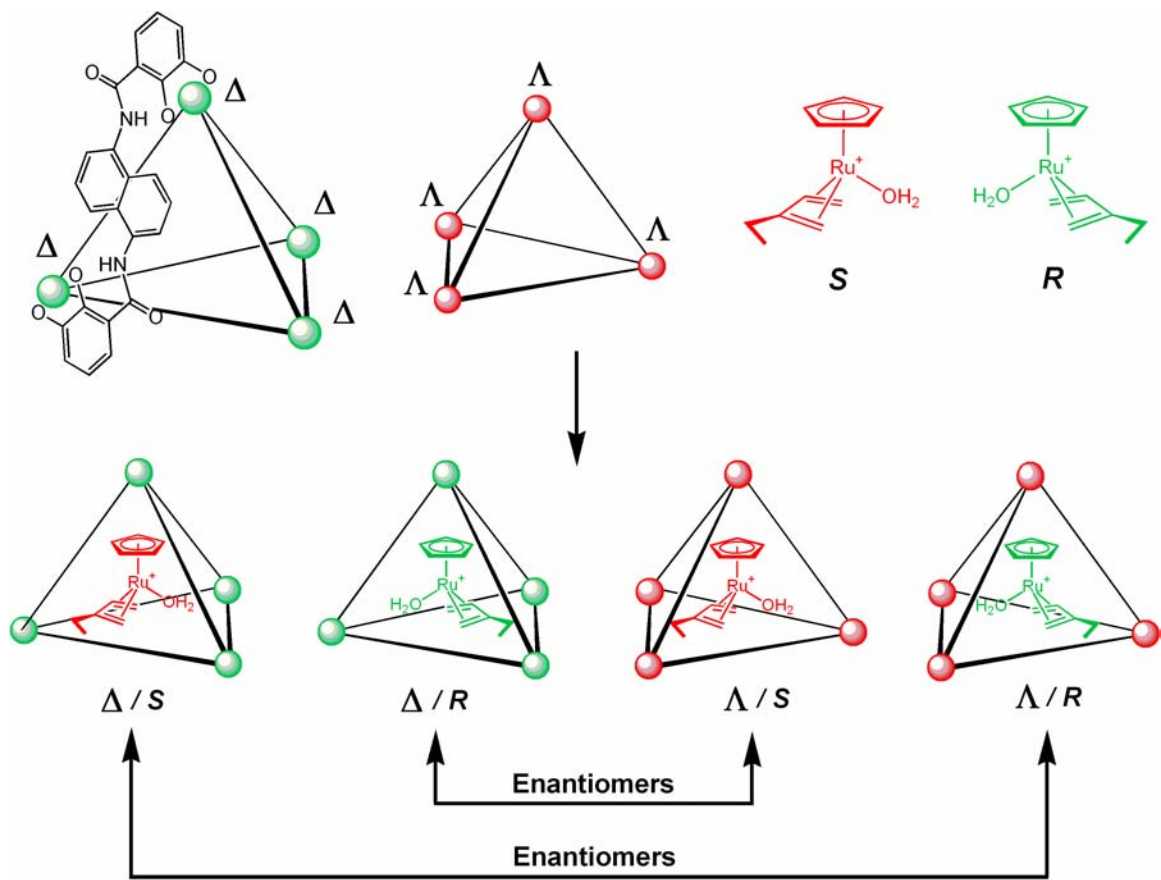
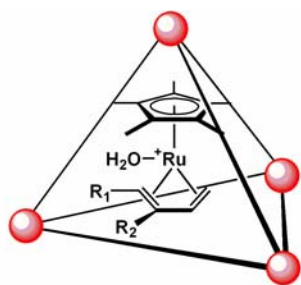


Figure 3. Combination of racemic M_4L_6 -assembly with chiral guests results in four different products.

Table 1. Observed diastereomeric ratios (dr's) in host-guest complexes $K_{11}[\text{Cp}^*\text{Ru}(\text{diene})(\text{H}_2\text{O})] \subset \text{Ga}_4\text{L}_6$.



R_1	R_2	compound	dr
H	Me	3	52 : 48
H	Et	4	85 : 15
H	<i>i</i> -Pr	5	63 : 37
H	<i>n</i> -Pr	6	82 : 18
Me	H	7	58 : 42
Et	H	8	59 : 41
<i>n</i> -Pr	H	9	59 : 17

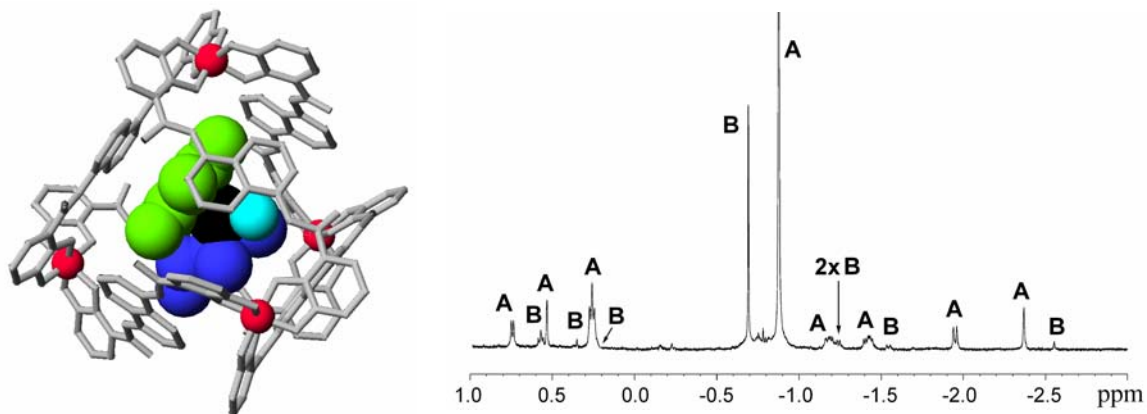
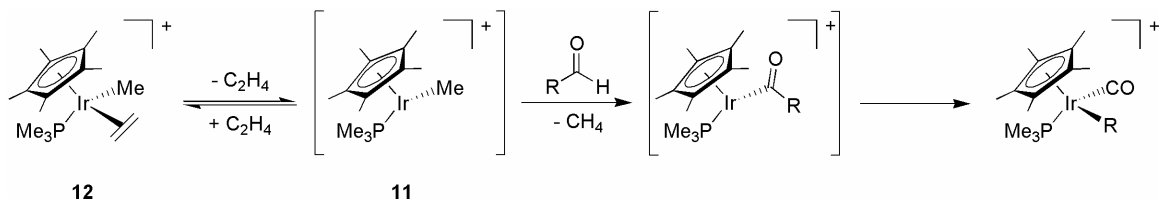


Figure 4. Left: CAChe model of $[\text{Cp}^*\text{Ru}(2\text{-ethylbutadiene})(\text{H}_2\text{O}) \subset \text{Ga}_4\text{L}_6]^{11-}$. Right: ^1H NMR spectrum of $\text{K}_{11}[\mathbf{4} \subset \text{Ga}_4\text{L}_6]$. Each signal of the major diastereomer A is accompanied by a smaller signal, corresponding to the minor diastereomer B.



Scheme 1. Proposed mechanism of C-H bond activation of aldehydes by the iridium ethylene complex **12**.

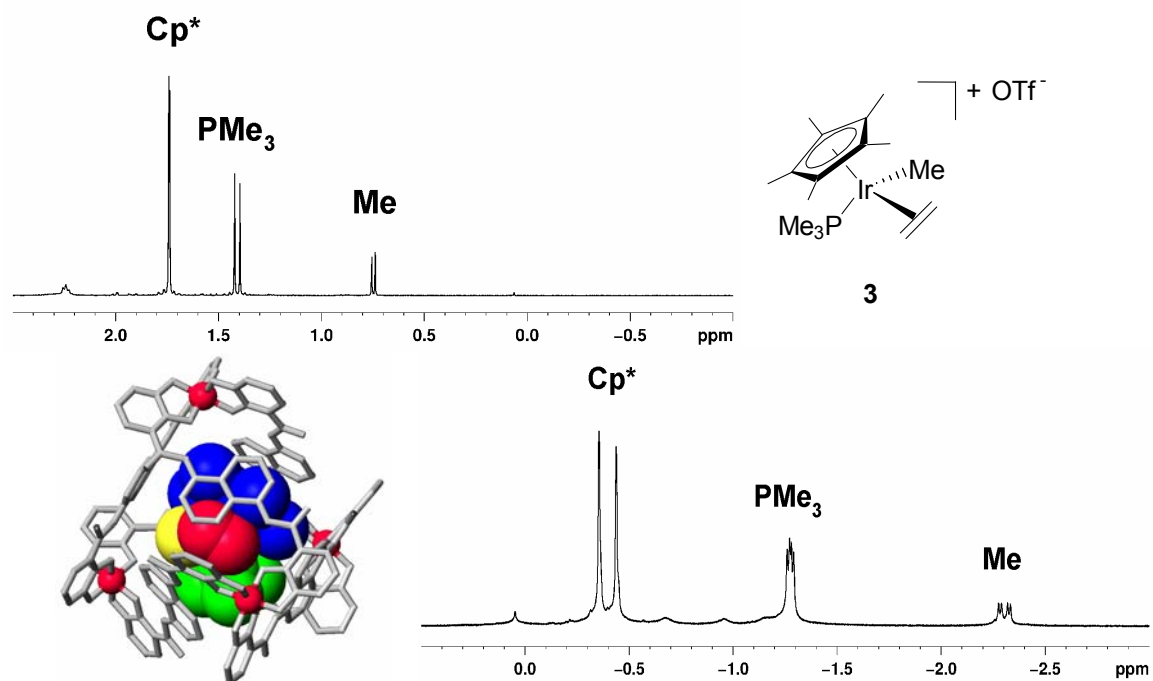
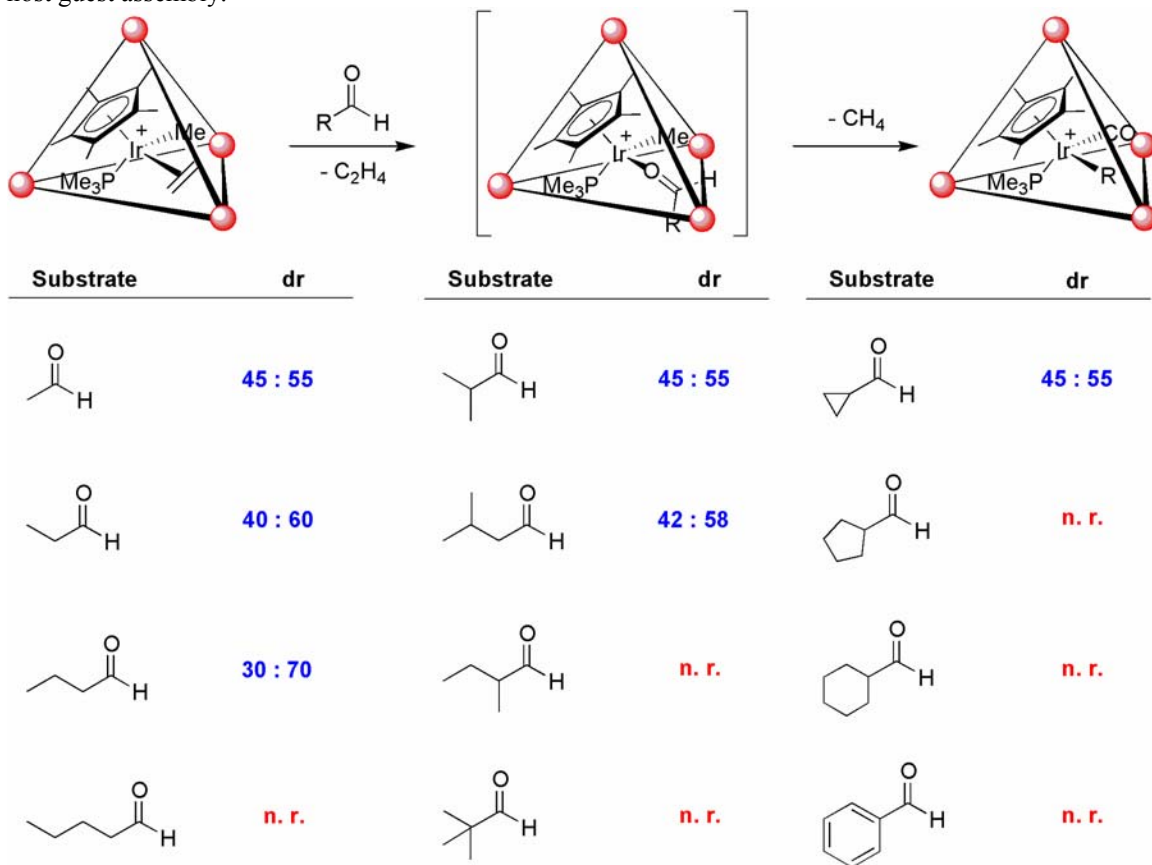
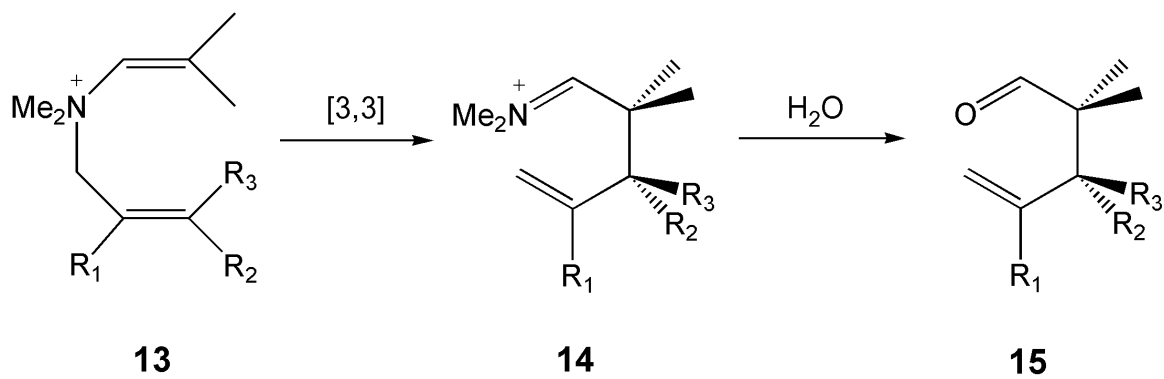


Figure 5. Top: ^1H NMR spectrum of unbound **12** in D_2O . Bottom left: CACHE model of $\text{Na}_{11}[\mathbf{12} \subset \text{Ga}_4\text{L}_6]$. Bottom: ^1H NMR spectrum of $\text{Na}_{11}[\mathbf{12} \subset \text{Ga}_4\text{L}_6]$ on the same axis. Two diastereomers are clearly distinguished.


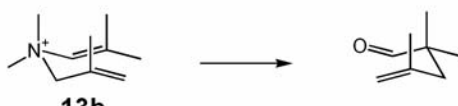


Table 2. Observed diastereoselectivities in the C-H bond activation of aldehydes by the $\text{Na}_{11}[\mathbf{12} \subset \text{Ga}_4\text{L}_6]$ host-guest assembly.





Scheme 2. General schematic for the 3-aza-Cope rearrangement of enammonium cations (**13**) to iminium cations (**14**), followed by hydrolysis to yield γ,δ -unsaturated aldehydes (**15**).

Table 3. Rate constants for free and encapsulated reactions and their acceleration factors.

substrate and product	$k_{\text{free}} [\text{s}^{-1}]$	$k_{\text{encaps.}} [\text{s}^{-1}]$	acceleration
 13a	3.49×10^{-5}	16.3×10^{-5}	5
 13b	7.61×10^{-5}	198×10^{-5}	26
 13c	3.17×10^{-5}	446×10^{-5}	141
 13d	1.50×10^{-5}	109×10^{-5}	73

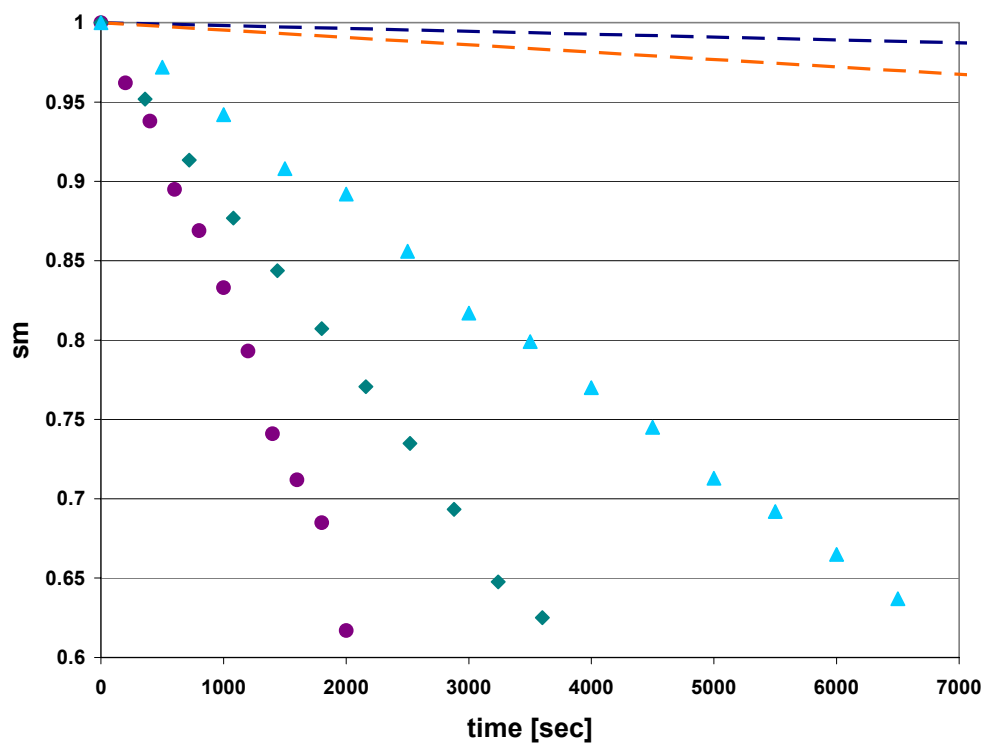


Figure 6. Initial rates at 25 °C for the catalytic 3-Aza Cope rearrangement of **13c**. ● = 40% catalyst loading; ◆ = 27% catalyst loading; ▲ = 13% catalyst loading; - - = 40% catalyst loading, inhibited with 8 eq. NEt_4^+ ; - - = uncatalyzed reaction.

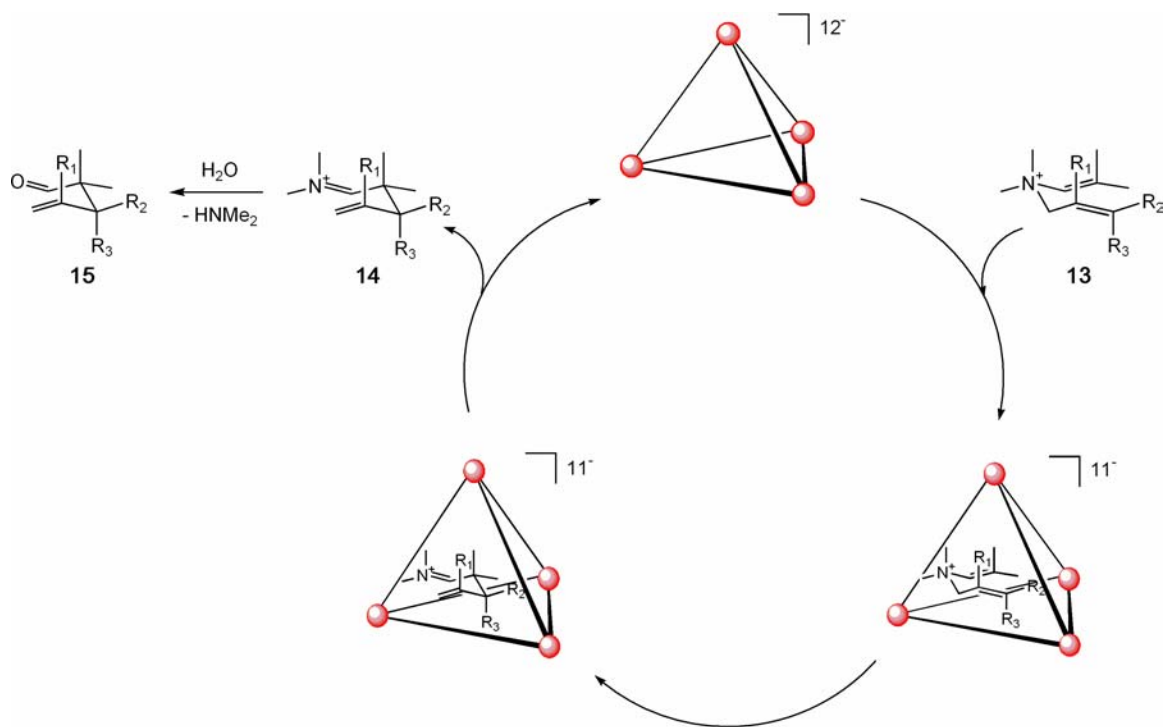


Figure 7. Proposed catalytic cycle of 3-aza Cope rearrangement, catalyzed by the metal-ligand assembly.