

Lawrence Berkeley National Laboratory

LBL Publications

Title

Decay Properties of Pu235, Pu237, and a New Isotope Pu233

Permalink

<https://escholarship.org/uc/item/9hp6t851>

Authors

Thomas, T Darrah
Vandenbosch, Robert
Glass, Richard A
et al.

Publication Date

1957-02-01

UCRL3661

~~TS~~
~~BSH~~
~~JDR~~

UNIVERSITY OF
CALIFORNIA

*Radiation
Laboratory*

TWO-WEEK LOAN COPY

*This is a Library Circulating Copy
which may be borrowed for two weeks.
For a personal retention copy, call
Tech. Info. Division, Ext. 5545*

BERKELEY, CALIFORNIA

DISCLAIMER

This document was prepared as an account of work sponsored by the United States Government. While this document is believed to contain correct information, neither the United States Government nor any agency thereof, nor the Regents of the University of California, nor any of their employees, makes any warranty, express or implied, or assumes any legal responsibility for the accuracy, completeness, or usefulness of any information, apparatus, product, or process disclosed, or represents that its use would not infringe privately owned rights. Reference herein to any specific commercial product, process, or service by its trade name, trademark, manufacturer, or otherwise, does not necessarily constitute or imply its endorsement, recommendation, or favoring by the United States Government or any agency thereof, or the Regents of the University of California. The views and opinions of authors expressed herein do not necessarily state or reflect those of the United States Government or any agency thereof or the Regents of the University of California.

UNIVERSITY OF CALIFORNIA

Radiation Laboratory
Berkeley, California

Contract No. W-7405-eng-48

DECAY PROPERTIES OF Pu²³⁵, Pu²³⁷, AND A NEW ISOTOPE Pu²³³

T. Darrah Thomas, Robert Vandebosch,
Richard A. Glass, and Glenn T. Seaborg

February 1957

DECAY PROPERTIES OF Pu²³⁵, Pu²³⁷, AND A NEW ISOTOPE Pu²³³ *

T. Darrah Thomas,[†] Robert Vandenbosch,[‡]
Richard A. Glass,[§] and Glenn T. Seaborg

Radiation Laboratory and Department of Chemistry
University of California, Berkeley, California

ABSTRACT

Electron capture and alpha decay properties of Pu²³⁷, Pu²³⁵, and the new isotope Pu²³³ have been measured. The overall half lives are 44 ± 2 days for Pu²³⁷, 26 ± 2 minutes for Pu²³⁵, and 20 ± 2 minutes for Pu²³³. Two alpha groups, one of 5.65 ± 0.02 Mev and one of 5.36 ± 0.02 Mev, were detected in the decay of Pu²³⁷, one group of 5.85 ± 0.02 Mev in the decay of Pu²³⁵, and one of 6.30 ± 0.02 Mev in the decay of Pu²³³. The partial alpha half lives corresponding to these alpha groups are, for Pu²³⁷, $(1.7 \pm 0.4) \times 10^4$ years and $(4.6 \pm 0.6) \times 10^3$ years, respectively; for Pu²³⁵, (1.7 ± 0.4) years; and for Pu²³³, 11 ± 4 days. On the basis of the experimental data it has been possible to calculate hindrance factors for the alpha decay and log ft values for the electron capture decay of the three isotopes and to correlate their properties with the alpha and electron capture systematics.

* This work was performed under the auspices of the Atomic Energy Commission. It is based in part on work done by T. Darrah Thomas and Robert Vandenbosch in partial fulfillment of the requirements for the Ph.D. degree at the University of California.

[†] National Science Foundation Predoctoral Fellow, 1954-1957.

[‡] National Science Foundation Predoctoral Fellow, 1955-1957.

[§] Present address: Stanford Research Institute, Menlo Park, California.

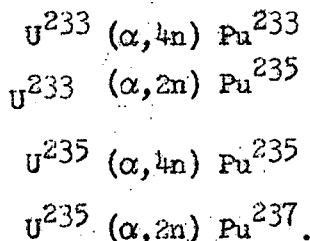
I. INTRODUCTION

The odd-mass neutron-deficient isotopes of plutonium have received little investigation since the initial discovery experiments; in fact, Pu²³³ was heretofore undiscovered, although Pu²³² and Pu²³⁴ have been known for some time. Plutonium-235 was first observed by Orth and Street,¹ who identified it as an isotope decaying primarily by electron capture with an overall half-life of 26 minutes. Orth² detected alpha particles of 5.85 Mev energy which he attributed to the alpha decay of Pu²³⁵ and estimated a partial alpha half life of about two years. James, Florin, Hopkins, and Ghiorso³ first identified Pu²³⁷, which was found to decay by electron capture with a half life of about 40 days. A study of the gamma spectrum and electron capture decay of Pu²³⁷ was made by Hoff,⁴ who measured a ratio of L to K electron capture of 0.88. Kalkstein⁵ has recently redetermined the L to K electron capture ratio to be 1.2.

In the present work, overall half lives, partial alpha half lives, and alpha decay energies have been redetermined or determined for the first time for these three isotopes. From these data it has been possible to calculate approximate values of the departure,⁶ or hindrance,⁷ factors for the alpha decay and log ft values for the electron capture decay of these nuclides and to correlate their properties with the alpha^{6,7} and electron capture⁸ systematics.

II. EXPERIMENTAL PROCEDURES

The three isotopes studied were produced with helium ions from the Crocker Laboratory 60-inch cyclotron by the reactions:



The bombardments were carried out as part of a study of the excitation functions for reactions induced by helium ions in U²³³ and U²³⁵,⁹ which in turn is part of a broad program of investigation of spallation-fission in the heaviest elements.¹⁰

For most of the experiments, uranium was electrodeposited¹¹ on a dish-shaped aluminum backing plate and bombarded in a microtarget assembly,¹² which served as a combined target holder and Faraday cup. For the production of Pu²³⁵ by the ($\alpha,4n$) reaction on U²³⁵, a 3-mil uranium metal foil was bombarded in a similar target assembly. The bombarded targets and aluminum cover and backing foils were dissolved in aqua regia and the plutonium was isolated by a precipitation and ion-exchange procedure.¹² The purified plutonium was electrodeposited¹³ on a 2-mil platinum plate and the radiations were counted in a standard alpha-pulse-height analyzer. When the short-lived isotopes, Pu²³³ and Pu²³⁵, were to be studied, the time for the chemical operations was kept to between an hour and an hour and a half.

The electron capture decay of Pu²³⁵ and Pu²³⁷ was detected by counting the Auger and conversion electrons accompanying the electron capture in a continuous-flow-methane proportional counter ("Nucleometer", Radiation Counter Laboratories, Inc., Skokie, Illinois), a windowless counter particularly sensitive to Auger electrons. The counting efficiency, or ratio of number of counts to number of disintegrations, of this instrument, which varies from nuclide to nuclide and appears to depend on the decay scheme and decay energy of the nuclide in question, has been a matter of considerable uncertainty. The problems involved and several determinations of the counting efficiency will be presented by Glass, Carr, Gibson and Cobble.¹⁴ In the present experiments it was necessary to determine the counting efficiency of the counter for each isotope studied. In general, the most recently determined¹⁴ values range from 60 to 95 percent, although lower values have been measured.¹⁵ It was not feasible to make measurements on the electron capture decay of Pu²³³ because of the impossibility of resolving the activity due to the decay of Pu²³³ from that due to the decay of Pu²³⁵, Pu²³², and Np²³³ (the daughter of Pu²³³), all of which have similar half lives.

III. EXPERIMENTAL RESULTS

A. Plutonium-233. The alpha energy spectrum of the plutonium fraction isolated from U²³³ bombarded with 46-Mev helium ions showed a peak at the channels corresponding to 6.3 Mev, with an average on four experiments of 6.30 \pm 0.02 Mev. One of the pulse analyses is shown in Fig. 1. The peak labelled

on the figure as Pu^{239} is due to Pu^{239} tracer which was added when the target was dissolved to determine the chemical yield. The other peaks are due either to plutonium activities produced by the $\text{U}^{233} (\alpha, xn)$ reactions or the U^{228} produced by the alpha decay of Pu^{232} . The peak corresponding to 6.3 Mev disappeared in successive pulse analyses with a half life of about 20 minutes. Individual values ranged from 17.5 to 24.1 minutes to give an overall half life of 20 ± 2 minutes. A typical decay curve is shown in Fig. 2.

The possibility was investigated that the observed activity might be due to contamination by Th^{226} , which has an alpha particle energy of 6.33 Mev and a half life of 31 minutes and which is a member of the Pu^{234} decay chain. However, a number of conclusive experiments showed that the amount of Th^{226} produced was not sufficient to account for the observed activity.

The assignment of this activity to the previously unobserved nuclide Pu^{233} is based primarily on three types of evidence: a rough excitation function, the appearance in the pulse analyses of alpha particles attributable to the U^{229} daughter of Pu^{233} , and the compatibility of the alpha half life with the alpha decay systematics.^{6,7}

Since it was not possible to measure the electron capture disintegration rate of Pu^{233} directly with the windowless proportional counter, Np^{233} , the electron capture daughter of Pu^{233} , was separated from an aliquot of the plutonium fraction by an extraction of neptunium-IV from aqueous solution into a benzene solution of thenoyltrifluoroacetone. The activity due to the electron capture of Np^{233} was measured in the proportional counter and from this measured activity and an assumed counting efficiency of 60% for the detection of electron capture disintegrations of Np^{233} the disintegration rate of Np^{233} was calculated. The electron capture disintegration rate of Pu^{233} was, in turn, calculated from the disintegration rate of Np^{233} and the extraction yield of Np^{237} tracer added to the plutonium before separation. The ratio of the alpha disintegration rate to the total disintegration rate, or alpha branching ratio, is $(1.2 \pm 0.5) \times 10^{-3}$, from which is calculated a partial alpha half life of 11 ± 4 days.

B. Plutonium-235. The values determined by Orth^{1,2} of 26 ± 2 minutes for the overall half life and 5.85 ± 0.03 Mev for the alpha energy have been confirmed by the present work. A revised alpha branching ratio of $(3.0 \pm 0.6) \times 10^{-5}$ has been calculated using an electron capture counting efficiency of

70 percent. The figure 70 percent is based on an absolute disintegration rate determined by counting the K x-rays accompanying the electron capture with a 50-channel pulse height analyzer, using a thallium-activated sodium iodide crystal coupled to a photomultiplier tube as a detector. The number of K-electron capture events per minute was determined from the K x-ray counting rate, the known geometry and counting efficiency of the counter, and a K fluorescence yield (i.e., the ratio of the number of vacancies in the K-shell to the number of K x-rays emitted) of 0.97, which is the value determined by Gray¹⁶ for uranium. To calculate the total number of disintegrations per minute it was necessary to know what fraction of the electrons captured were from the L or higher shells. On the basis of the theoretical work of Brysk and Rose,¹⁷ the L electron capture to K electron capture ratio was estimated to be 0.23. It was assumed that capture from the M and higher shells is negligible. This counting efficiency is consistent with one which can be estimated from the amount of Np²³⁵ activity⁹ produced from the electron capture decay of Pu²³⁵. (No reliable value was obtained by the second method because of the extremely low counting rates of the Np²³⁵.) The partial alpha half life calculated from the above branching ratio is 1.7 ± 0.4 years.

C. Plutonium-237. In the early experiments on Pu²³⁷, James, Florin, Hopkins, and Ghiorso,³ Hyde, Studier, and Ghiorso,¹⁸ and James, Thompson, and Hopkins¹⁹ reported only an approximate half life of 40 days and detected no alpha particles which could be attributed to this isotope. The overall half life has been more accurately determined in the present experiments to be 44 ± 2 days. Furthermore, low intensity alpha activity decaying with this half life has been observed in pulse analyses, appearing at the channels corresponding to 5.65 ± 0.02 Mev and 5.36 ± 0.02 Mev (See Fig. 3). The peak attributed to Pu²³⁹ is due to Pu²³⁹ tracer and the peaks attributed to Pu²³⁸ and Pu²³⁶ are due to the products of the U²³⁵ (α, n) and U²³⁵ ($\alpha, 3n$) reactions, respectively. The 5.65 Mev group accounts for 21 ± 4 percent of the alpha activity and the 5.36 Mev group for 79 ± 8 percent. The fact that the energies of the two alpha groups are separated by 300 kev suggests that the lower energy group is populating a 300 kev level in the daughter, U²³³. A level of this energy has also been observed in U²³³ from the beta decay of Pa²³³. 20

The counting efficiency of the proportional counter for Pu²³⁷ was determined by two methods: by x-ray counting, giving a value of 77% and by a mass spectrometric technique, giving 81%. The x-ray counting experiment was similar to that on Pu²³⁵. The K x-rays following the electron capture were counted and the disintegration rate was calculated from the K x-ray counting rate, the known geometry and counting efficiency of the counter, a K fluorescence yield of 0.97, and the estimated contribution of electron capture from the L and higher shells. Kalkstein's⁵ value of 1.2 for the L to K electron capture ratio was used and the contribution of electron capture from the M and higher shells was assumed to be negligible. In the mass analysis experiment, a portion of a sample containing both Pu²³⁶ and Pu²³⁷ was mass analyzed to determine the ratio of the number of Pu²³⁷ atoms to the number of Pu²³⁶ atoms. The activity from another portion of the same sample was measured in the proportional counter, in an ionization chamber with a known efficiency for the detection of alpha disintegrations, and in an alpha-pulse-height analyzer. The fraction of the alpha activity which was due to Pu²³⁶ was determined from the pulse analysis. From this fraction, the alpha disintegration rate, and the half life of Pu²³⁶, the number of atoms of Pu²³⁶ was calculated, and, from this figure and the atom ratio of Pu²³⁷ to Pu²³⁶ in the sample, the number of atoms of Pu²³⁷. The electron capture disintegration rate of Pu²³⁷ was, in turn, calculated on the basis of the number of atoms and half life of Pu²³⁷. Finally, the counting efficiency is equal to the ratio of the proportional counter activity to the disintegration rate. Calculation of the alpha branching ratios for the two observed alpha groups, using 79 percent for the electron capture counting efficiency of the proportional counter, gives $(2.6 \pm 0.3) \times 10^{-5}$ for the 5.36 Mev group and $(7.1 \pm 1.5) \times 10^{-6}$ for the 5.65 Mev group. These values correspond to partial alpha half lives of $(4.6 \pm 0.6) \times 10^3$ years and $(1.7 \pm 0.4) \times 10^4$ years, respectively.

The results for the three isotopes have been summarized in Table I.

IV. ALPHA AND ELECTRON CAPTURE SYSTEMATICS

In comparing partial alpha half lives, it is informative to calculate hindrance factors,⁷ F, for the alpha decay. The results of such calculations for Pu²³³, Pu²³⁵, and Pu²³⁷ are given in Table I. A comparison of these

hindrance factors with those of other odd mass plutonium isotopes⁷ shows that the hindrance factors for the most abundant alpha transition in these isotopes are all of the same order of magnitude. For Pu²⁴¹, F is 3.2, and for Pu²³⁹, F is 2.9.

On a plot of alpha particle energy versus mass number, the alpha energies⁷ of the most abundant transitions of the odd mass plutonium isotopes fall low relative to the line joining the points corresponding to the energies of their even mass neighbors. (See Fig. 4). If one plots, instead of the energy of the most abundant transition, the energy of ^{what is presumed to be} the ground state transition for Pu²³⁷ and Pu²⁴¹, the resulting points lie on the line joining the energies of the even mass isotopes. On the possibility that those isotopes whose highest known energy transition falls on the lower line have a higher energy transition, an experiment was performed to look for a possible higher energy alpha group in Pu²³⁵. No such group was seen and it was possible to set an upper limit of 5 percent for the abundance of any alpha group in the energy range 5.5 to 6.5 Mev.

The electron capture half lives of Pu²³⁵ and Pu²³⁷ have previously been correlated with other electron capture half lives by Hoff and Thompson,⁸ who calculated log ft values of 5.1 for Pu²³⁵ and 6.8 for Pu²³⁷, using the assumption that the electron capture transitions were ground state transitions. From closed energy cycles^{21,22} and the measured alpha decay energy for Pu²³³ one can calculate an electron capture decay energy of 2.08 Mev for Pu²³³. If the assumption that most of the electron capture events in Pu²³³ proceed to the ground state is valid, the 2.08 Mev decay energy and 20 minute half life correspond to a log ft value of 5.6^{17,23} indicating that the transition is allowed. The half life and decay energy correlate well with the half lives and decay energies of similar transitions⁸ in other heavy elements. Using the values for the electron capture decay energies of Pu²³⁵ and Pu²³⁷, calculated from their alpha decay energies by the method of closed cycles, the above values for the half lives, and the assumption of ground state transitions, log ft values of 5.2 for Pu²³⁵ and 6.5 for Pu²³⁷ have been calculated.

It is interesting to note that the electron capture decay of Pu²³⁷ is first forbidden and that the alpha-decay hindrance factor for what is presumed to be the ground state transition is relatively very high. On the other hand, in the case of both Pu²³³ and Pu²³⁵ the electron capture decay is allowed and the hindrance factors are low.

V. ACKNOWLEDGMENTS

We wish to express our appreciation to Maynard C. Michel for doing the mass analysis of the plutonium isotopes. It is a pleasure to acknowledge the assistance of W. B. Jones, P. F. McWalters, J. L. Wood, and the crew of the Crocker Laboratory 60-inch cyclotron and of Marshall Lombardo and other members of the health chemistry and transportation groups of the Radiation Laboratory for their expeditious delivery of the bombarded targets.

Table I

Isotope	Overall Half life	Alpha Decay			Electron Capture Decay	
		Partial Alpha Half life	Alpha Energy (Mev)	Hindrance Factor F	Calculated ^a Electron Capture Decay Energy (Mev)	Log ft
Pu ²³³	20 ± 2 m	11 ± 4 d	6.30 ± 0.02	3.1	2.08	5.6
Pu ²³⁵	26 ± 2 m	1.7 ± 0.4 y	5.85 ± 0.02	1.2	1.17	5.2
Pu ²³⁷	44 ± 2 d	(1.7±0.4)×10 ⁴ y	5.65 ± 0.02	1.1×10 ³	0.22	6.5
		(4.6±0.6)×10 ³ y	5.36 ± 0.02	7.0		

^a The methods of reference 22 together with data given in reference 21 and the energies given in the present work were used to calculate the electron capture decay energies.

REFERENCES

1. D. A. Orth, Ph.D. Thesis, University of California, 1950; also published as University of California Radiation Laboratory Declassified Report - UCRL-1059 Rev. (March, 1952).
2. D. A. Orth, unpublished data, 1951.
3. James, Florin, Hopkins, and Ghiorso, The Transuranium Elements: Research Papers (McGraw-Hill Book Company, Inc., New York, 1949), Edited by Seaborg, Katz, and Manning. National Nuclear Energy Series, Plutonium Project Record, Vol. 14B, paper 22.8, p. 1604.
4. R. W. Hoff, Ph.D. Thesis, University of California, 1953; also published as University of California Radiation Laboratory Unclassified Report - UCRL-2325 (September, 1953), and private communication.
5. M. I. Kalkstein, private communication.
6. Perlman, Ghiorso, and Seaborg, Phys. Rev. 77, 26, (1950).
7. I. Perlman and J. O. Rasmussen, Handbuch der Physik, 42 (to be published); also published as University of California Radiation Laboratory Unclassified Report - UCRL-3424 (June, 1956).
8. R. W. Hoff and S. G. Thompson, Phys. Rev. 96, 1350 (1954).
9. Vandenbosch, Thomas, Glass, and Seaborg, to be published.
10. Glass, Carr, Cobble, and Seaborg, Phys. Rev. 104, 434, (1956).
11. D. E. Hufford and B. F. Scott, The Transuranium Elements: Research Papers (McGraw-Hill Book Company, Inc., New York, 1949), Edited by Seaborg, Katz, and Manning. National Nuclear Energy Series, Plutonium Project Record, Vol. 14B, paper 16.1, p. 1149.
12. The microtarget assembly and chemical procedures are described in the M.S. Thesis of S. E. Ritsema, University of California, 1956; also published as University of California Radiation Laboratory Unclassified Report - UCRL-2266 (January, 1954)

13. The sample electrodeposition procedure is described in the Ph.D. Thesis of A. Chetham-Strode, Jr., University of California, 1956; also published as University of California Radiation Laboratory Unclassified Report - UCRL-3322 (June, 1956) p. 26.
14. Glass, Carr, Gibson, and Cobble, to be published.
15. E. K. Hulet, Ph.D. Thesis, University of California, 1953; also published as University of California Radiation Laboratory Unclassified Report - UCRL-2283 (July, 1953).
16. P. R. Gray, Ph.D. Thesis, University of California, 1955; also published as University of California Unclassified Report - UCRL-3104 (August, 1955), Phys. Rev. 101, 1306 (1956).
17. H. Brysk and M. E. Rose, Oak Ridge National Laboratory Unclassified Report - ORNL-1830 (1955).
18. Hyde, Studier, and Ghiorso, The Transuranium Elements: Research Papers (McGraw-Hill Book Company, Inc., New York, 1949), edited by Seaborg, Katz, and Manning. National Nuclear Energy Series, Plutonium Project Record, Vol. 14B, paper 22.15, p. 1622.
19. James, Thompson, and Hopkins, The Transuranium Elements: Research Papers (McGraw-Hill Book Company, Inc., New York, 1949), edited by Seaborg, Katz, and Manning. National Nuclear Energy Series, Plutonium Project Record, Vol. 14B, paper 22.16, p. 1634.
20. W. D. Brodie, Proc. Phys. Soc. 67A, 397 (1954); Ong Ping Hok and P. Kramer, Physica 21, 676 (1955).
21. E. K. Hyde and G. T. Seaborg, Handbuch der Physik, 39 (to be published); also published as University of California Radiation Laboratory Unclassified Report - UCRL-3312 (February, 1956).
22. Glass, Thompson, and Seaborg, J. Inorg. and Nuc. Chem. 1, 3 (1955).
23. R. W. Hoff and J. O. Rasmussen, Phys. Rev. 101, 280 (1956).

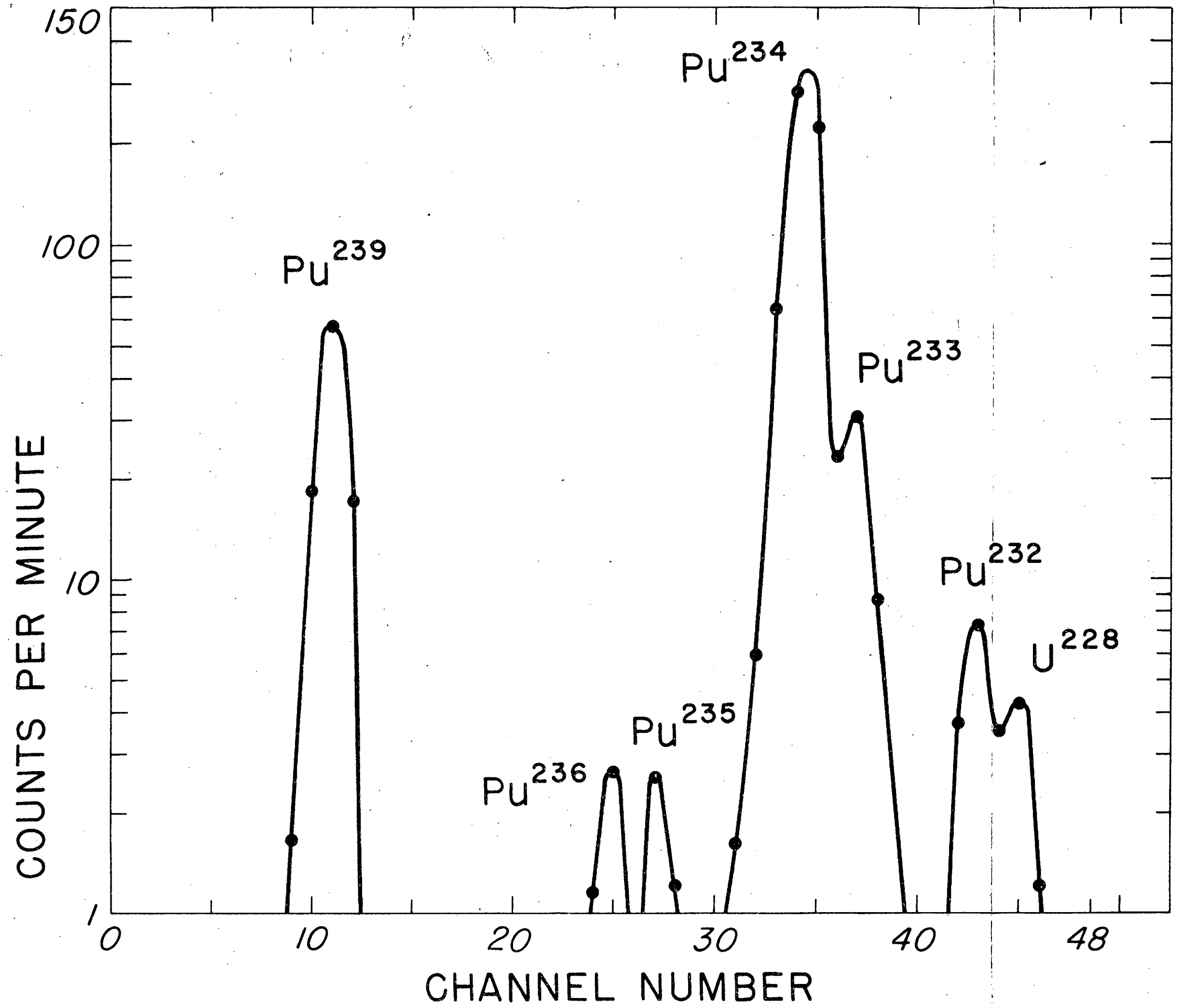
FIGURE 1. Pulse analysis showing alpha activity due to the decay of Pu^{239} and of the products from the $\text{U}^{233} (\alpha, xn)$ reactions.

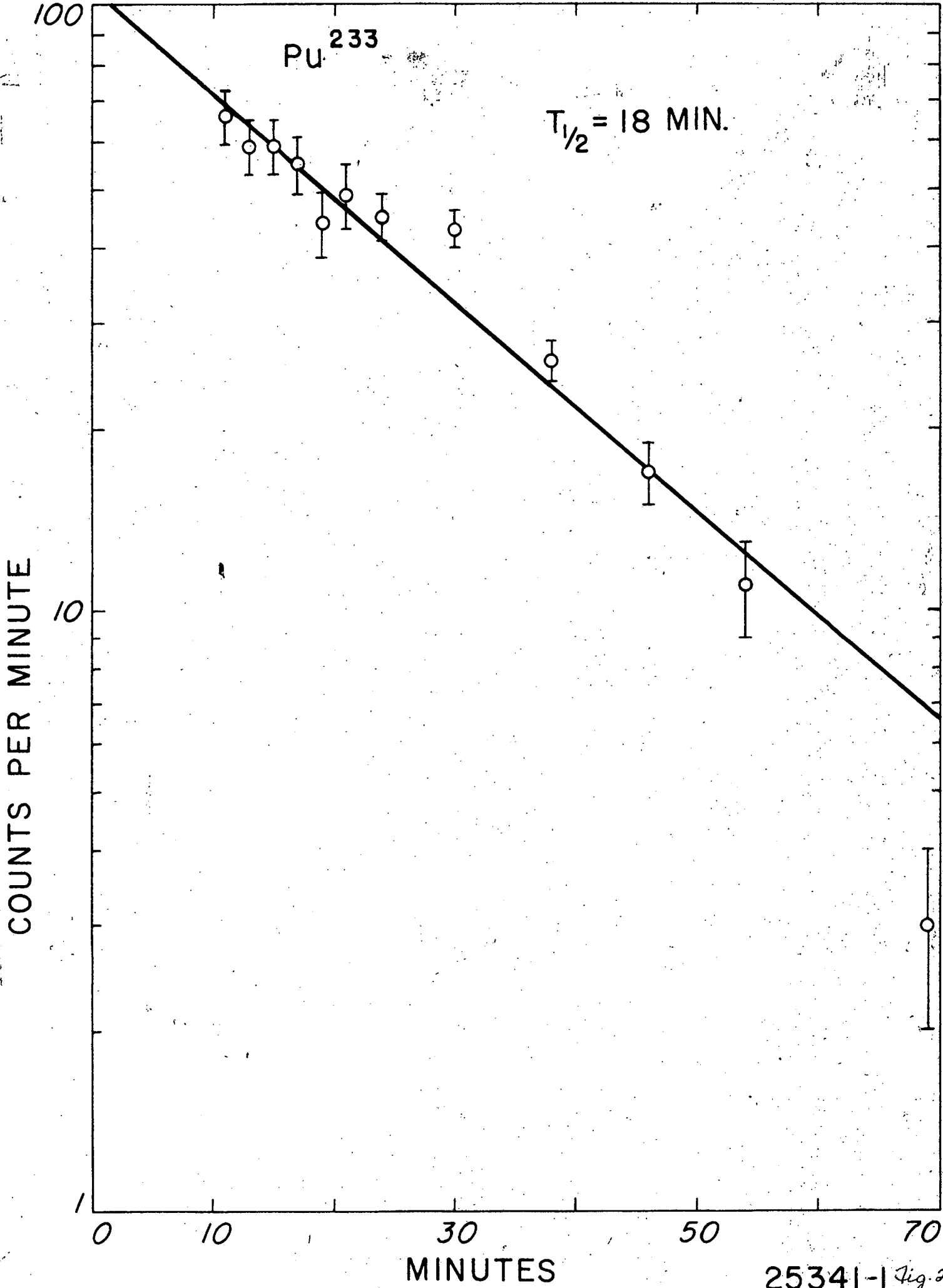
FIGURE 2. Decay curve showing the decay of the pulse analysis peak corresponding to 6.3 Mev.

FIGURE 3. Pulse analysis showing alpha activity due to the decay of Pu^{239} and of the products from the $\text{U}^{235} (\alpha, xn)$ reactions.

FIGURE 4. Alpha decay energy vs mass number for plutonium isotopes.
● - most abundant transition ▲ - highest energy transition
(for Pu^{237} and Pu^{241}).

40





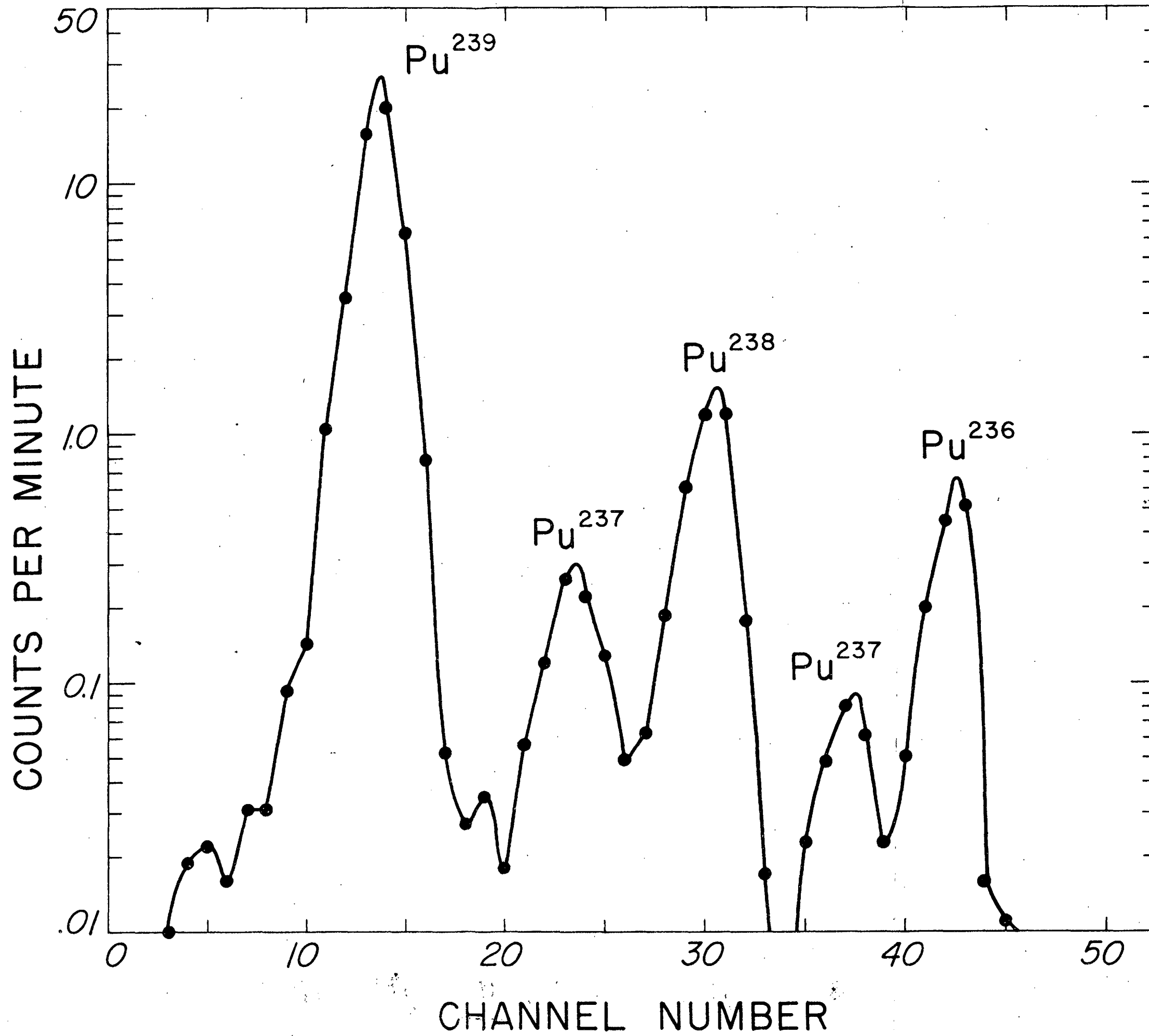


Fig. 3

