

# UC Office of the President

## Tobacco-Related Disease Research Program Funded Publications

### Title

Sugars in  
Tobacco Products: Toxicity Research and  
Implications for Tobacco Product Regulation

### Permalink

<https://escholarship.org/uc/item/9hq7420c>

### Journal

Chemical Research in Toxicology, 38(5)

### ISSN

1520-5010

### Authors

Stepanov, Irina  
Berman, Micah  
Brinkman, Marielle C.  
[et al.](#)

### Publication Date

2025-04-15

Peer reviewed

# Sugars in Tobacco Products: Toxicity Research and Implications for Tobacco Product Regulation

Irina Stepanov,<sup>\*,†</sup> Micah Berman, Marielle C. Brinkman, Alex Carll, Vernat Exil, Eleanore G. Hansen, Ahmad El Hellani, Sairam V. Jabba, Nada O. F. Kassem, Mary Rezk-Hanna, Reinskje Talhout, and Andrea M. Stroup<sup>†</sup>



Cite This: *Chem. Res. Toxicol.* 2025, 38, 747–758



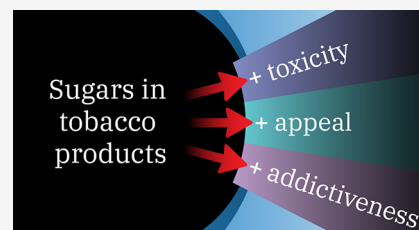
Read Online

ACCESS |

Metrics & More

Article Recommendations

**ABSTRACT:** Sugars are naturally present in tobacco plants and are introduced as additives during the manufacturing of various tobacco- and nicotine-containing products. Product palatability and appeal are the primary reasons for manufacturers' attention to the sugar content in tobacco and nicotine products. However, because of the complex chemistry of sugars and their thermal decomposition, these versatile constituents are also contributing to the toxicity profile of tobacco and nicotine products. Using published empirical data, this non-systematic review summarizes the state of knowledge on the toxicologically relevant chemical transformations of sugars and artificial sweeteners in tobacco and nicotine products, including waterpipe tobacco, combustible and electronic cigarettes, heated tobacco products, and smokeless tobacco, and available research on the associated health effects of sugar-derived toxicants. Implications of sugar and sweetener content for abuse liability of various tobacco products are also discussed. Based on the findings of this review, research gaps are identified and policy recommendations are made for regulating sugars and artificial sweeteners in tobacco and nicotine products, including adding sugars and artificial sweeteners to the list of harmful and potentially harmful constituents (HPHCs).



## INTRODUCTION

Chemical constituents present in tobacco and nicotine products and their emissions play an important role in product toxicity, carcinogenicity, and abuse liability (e.g., appeal, palatability, and addictiveness). In 2009, the Family Smoking Prevention and Tobacco Control Act (TCA) gave the U.S. Food and Drug Administration (FDA) authority to regulate the manufacture, distribution, and marketing of tobacco products.<sup>1</sup> Pursuant to the TCA, the FDA evaluated the available data on the known toxicants and carcinogens in tobacco and cigarette smoke and published a list of 93 constituents that cause or have the potential to cause harmful effects in people who use tobacco, referred to as “harmful and potentially harmful constituents” (HPHCs).<sup>2</sup> The TCA also allows the FDA to set product standards that limit the permissible levels of such constituents in tobacco products, which could serve as a powerful tool to protect public health.

This review focuses on sugars and sweeteners as constituents that have the potential to add to the toxicity and abuse liability of tobacco and nicotine products. Sugars and sweeteners, which are currently not included in the HPHC list, are virtually omnipresent in tobacco and nicotine products. Specific sugars and their amounts vary substantially across product types and brands. Some sugars, such as glucose and fructose, are formed in via enzymatic hydrolysis of starch during tobacco processing steps, such as drying and curing.<sup>3,4</sup> Sugars and sweeteners are

also added by manufacturers to cigarette and waterpipe tobacco blends, smokeless tobacco, and other tobacco and nicotine products to achieve specific physicochemical (e.g., pH, product composition, and humidity) and chemosensory (e.g., smoothness and flavor) properties of the particular product brand.<sup>5,6</sup> As summarized in this review, the underlying mechanisms by which sugars affect these “desirable” product properties often involve the formation of known toxicants and carcinogens as the result of thermal degradation of sugars, which occurs during product use. Consequently, depending on the product type and the mode of use, naturally occurring and added sugars and sweeteners may contribute to increased toxicity and carcinogenicity of tobacco and nicotine products, in addition to their impact on product appeal. Given that sugars have a potential for a multidimensional impact on the morbidity and mortality associated with tobacco and nicotine products, their regulation would likely serve to protect public health.

This review synthesizes the current knowledge on sugars in tobacco and nicotine products, with a particular emphasis on

**Received:** December 19, 2024

**Revised:** February 22, 2025

**Accepted:** February 26, 2025

**Published:** April 15, 2025



**Table 1. Levels of Commonly Reported Sugars in Various Tobacco and Nicotine Product Types<sup>a</sup>**

product type	glucose	fructose	sucrose	total <sup>b</sup>	country (year)
cigarettes	6.5–33.5	18.2–57.6	5.2–47.2	33.7–122.9	U.S.A. (2006, 2017) <sup>9,11</sup>
	16–115	7–63	3–28	30–190	Netherlands (2020) <sup>40</sup>
	14.1–106.2	32.2–101.2	4–22.9	52.9–230.3	China (2007) <sup>100</sup>
cigarillos	0.3–29.3	0.2–37.3	0.03–81.5	7–180	U.K. (1972) <sup>10</sup>
				0.07–66.9	U.S.A. (2017) <sup>11</sup>
little cigars	0.2–4.1	0.2–6.5	0.03–0.2	0.6–11.1	U.S.A. (2017) <sup>11</sup>
cigars	0.02–3.5	LOD <sup>c</sup> –3.2	LOD–3.6	0.02–10.2	U.S.A. (2006) <sup>9</sup>
	0.3	LOD	0.4	0.7	China (2007) <sup>100</sup>
pipe tobacco				6–7.5	U.K. (1972) <sup>10</sup>
				66–256	U.S.A. (1980) <sup>6</sup>
snuff	LOD–1.6	LOD–0.2	LOD	LOD–1.9	U.S.A. (2006) <sup>9</sup>
	7.8–9.2	9.8–14.2	LOD	9–26	U.S.A. (1980) <sup>6,17</sup>
chewing tobacco	LOD–104.3	18.9–209.6	0.26–224.6	59.6–407.1	U.S.A. (2006) <sup>9</sup>
	67.3–170.2	21.3–123.4	54.7–198.2	135–657	U.S.A. (1980) <sup>6,17</sup>
waterpipe tobacco	125–195	135–190	LOD–9		U.S.A. (2020) <sup>13</sup>
e-cigarette liquids	0.006–0.089	0.009–0.331	0.009–0.620		U.S.A. (2018) <sup>15</sup>

<sup>a</sup>Levels in all products except for e-cigarette liquids are expressed as mg/g of product (converted from % weight-based data in some reports). Levels in e-cigarette liquids are expressed as mg/mL. <sup>b</sup>Sum of various sugars, including glucose, fructose, sucrose and other sugars, as measured in a given study. <sup>c</sup>LOD = limit of detection for a given study.

their levels, the evidence that sugars and sweeteners contribute to harmful emissions of products that are heated and used via inhalation (e.g., cigarettes, e-cigarettes, and heated tobacco products), and the toxicological implications. Cumulatively, the summarized data helps to inform future research directions and potential public health policies.

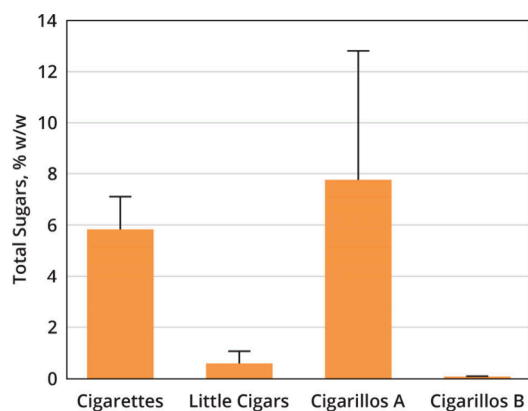
**Sources and Variability of Sugar Levels across Various Tobacco Product Types.** Levels of naturally occurring sugars (i.e., not introduced as additives) in the processed tobacco depend on the type of tobacco plant and the processing methods employed. For example, while sugars are formed via enzymatic hydrolysis of starch during tobacco drying and curing, their levels in Burley tobacco account for only <0.2% of tobacco weight.<sup>3,4</sup> This is because Burley is typically subjected to air-curing, a slow processing method that allows sugars to be enzymatically metabolized. In contrast, sugars may comprise 8–30% of tobacco weight in flue-cured Virginia tobacco and 10–20% in sun-cured Oriental tobacco because elevated temperatures prevent sugar metabolism. The amount and types of sugars and sweeteners introduced as additives during product manufacturing vary across product categories (e.g., cigarettes and smokeless tobacco) and brands. Such additives can be either individual compounds, such as sucrose, glucose, fructose, sucralose, acesulfame K, aspartame, and saccharin, or sugar- and sweetener-containing ingredients, such as honey, licorice, molasses, and corn syrup.<sup>5,7,8</sup>

Reports on the levels of specific sugars and sweeteners in U.S.-marketed tobacco products are limited. Table 1 illustrates representative measured levels of sugars in various tobacco product types. In addition to the latest available data for the U.S.-marketed products, levels of these sugars in earlier reports and/or in products from other countries are provided for reference.

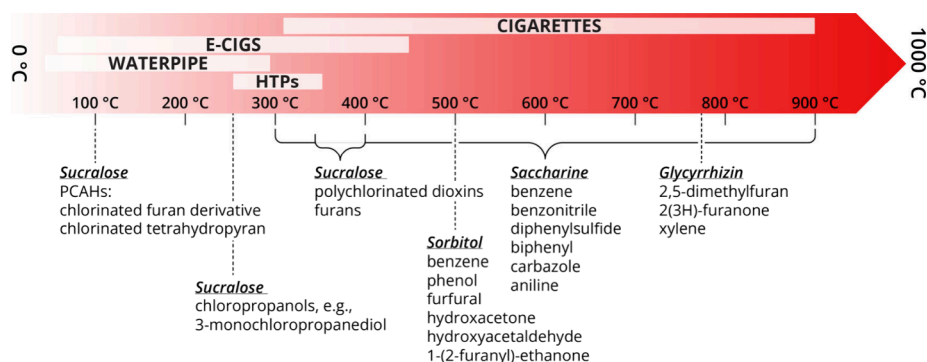
**Cigarettes, Cigars, and Cigarillos.** Cigarettes manufactured in the U.S. are typically made with a blend of different tobacco types, including Burley, with blend “recipes” varying across product brands. To compensate for the lack of sugars in Burley tobacco, cigarette manufacturers typically use casings containing sugars and sweeteners. As a result, tobacco filler of U.S. cigarettes typically contains a mixture of sugars that are naturally

occurring (e.g., glucose and fructose) and added (e.g., sucrose or artificial sweeteners), although some sugars, such as sucrose, can originate from both sources (Table 1). This is in contrast to the relatively low levels of sugars in cigars, which are mostly made with air-cured and fermented tobacco and often do not contain added sugars.<sup>9</sup> Based on previously published data,<sup>6,10</sup> sugar levels in pipe tobacco are likely to be similar to those in cigarette tobacco; however, there are no recent reports.

Insights into the relative trends in sugar content across cigarettes, little cigars, and cigarillos can be gained from a Centers for Disease Control and Prevention (CDC) laboratory’s report on levels of sugars and humectants in 44 products representing various, unidentified U.S. brands.<sup>11</sup> The sum of all measured sugars (including glucose, fructose, sucrose, mannose, and other sugars) in various brands of little cigars was much lower than in cigarettes and was similar to levels reported in traditional, premium cigars. However, cigarillos had two distinct subgroups of brands, with the sugar content in one subgroup being similar to little cigars (i.e., low), while sugar content in the other group was as high as in cigarettes (Figure 1). The reasons for this variability of total sugar content across cigarillo brands



**Figure 1.** Total sugar content in the U.S.-marketed cigarettes, little cigars, and cigarillos.<sup>11</sup>



**Figure 2.** Spectrum of relevant temperature ranges that produce harmful constituents from various sugars and sweeteners.

are not known. However, examination of the levels of individual sugars suggests that various tobacco types and various amounts of added sugars both play a role in this variability. In addition to sugars, various high-intensity sweeteners are commonly added to cigarillos. A 2018 study<sup>12</sup> surveyed sweeteners added to top-selling U.S. cigarillo varieties. Sweeteners were found on the wrappers and mouth tips of 29 of the 31 varieties tested. Saccharin and glycyrrhizin (a sweet compound derived from the roots of the licorice plant) were the most common, detected in over 20 varieties. Other sweeteners identified in the cigarillos included acesulfame K, neotame, and sucralose.

**Waterpipe Tobacco.** Waterpipe tobacco, known as hookah or “shisha” tobacco, has the largest mass fraction of sugars, including fructose, glucose, and sucrose, compared to any other combustible tobacco product, typically accounting for more than half of the product mass (Table 1).<sup>13,14</sup> Limited data also suggests that levels of sugars are higher in flavored (e.g., fruit and desert flavors) compared to unflavored waterpipe tobacco.<sup>13</sup> Notably, sucrose accounts for a smaller proportion of total sugars in waterpipe tobacco compared to the tobacco filler of combustible products (Table 1).

**E-Cigarettes and Heated Tobacco Products.** Data on sugar content in e-cigarettes and heated tobacco products is limited. Reported levels are relatively low compared to combustible products and waterpipe tobacco (Table 1); however, significant variations have been reported. For example, in a study by Fagan et al.,<sup>15</sup> (Table 1), sucrose levels ranged from 9.3 to 620  $\mu\text{g}/\text{mL}$  across 66 e-cigarette liquids and were significantly higher than glucose and fructose in flavored liquids. In some e-cigarette liquids, sugar alcohols are used as sweetening agents: Miao et al. detected trace amounts of sorbitol (<0.003%, w/w) and ethyl maltol (ranging from <0.003–0.089%, w/w) in some e-liquids.<sup>7</sup> Artificial sweeteners such as sucralose are also used in some e-liquids. In a recent study in Austria by Schlappack et al.<sup>16</sup> 43% of the screened 100 commercially available liquids contained sucralose, at concentrations ranging from 0.1 to more than 0.5% (w/v).

No published data exists on the levels of sugars and sweeteners in heated tobacco products. Research is needed to understand the levels, variability, and implications of sugars and sweeteners in e-cigarettes and heated tobacco products.

**Smokeless Tobacco.** Limited reports on the levels of sugars in smokeless tobacco indicate significant variations across products (Table 1). For example, levels of sugars in chewing tobacco are highly variable and are much higher than in moist snuff.<sup>6,9,17</sup> Such variability could be due to the use of different tobacco types. However, in the study by Clarke et al.,<sup>9</sup> sucrose levels varied nearly 1,000-fold across 11 brands of chewing

tobacco, while fructose varied only 10-fold (Table 1). Given that naturally occurring sucrose is typically present in processed tobacco in relatively small amounts, its substantial variability across chewing tobacco brands suggests that sucrose or sucrose-containing additives are used in product manufacturing, with the likely purpose of modifying its taste and potentially other characteristics.

In addition to sugars, there is evidence that high intensity sweeteners are used in smokeless tobacco products. Miao et al.<sup>7</sup> evaluated five varieties of moist snuff and found saccharin in all samples, with the levels ranging from 0.0457 to 0.0895% (w/w), and sucralose in one of the products (0.0519%, w/w). Four snus products assessed in this study contained a relatively high level of sucralose (0.69–1.32%, w/w), and three of the four also contained aspartame (0.00759–0.0128%, w/w).

**Oral Nicotine Pouches.** Oral nicotine pouches are new “tobacco-free” products that are increasingly popular among people worldwide who use nicotine and tobacco. The global market size of these products is expected to grow to nearly \$33 billion U.S. dollars by 2026.<sup>18</sup> Data on sugars or sweeteners in oral nicotine pouches is limited, but indicates that these products are frequently sweetened with high-intensity sweeteners, such as acesulfame K or sucralose.<sup>19</sup> In a 2024 study,<sup>8</sup> levels of acesulfame K measured in several oral nicotine pouch brands ranged from 0.32 to 0.94 mg per pouch, and one of the brands also contained sucralose at levels ranging from 0.64 to 1.2 mg per pouch. The sweetener levels were higher for varieties with a higher nicotine content, suggesting that higher levels of sweetener are used to mask the nicotine-related bitter taste.

**Contribution of Sugars to Harmful Emissions of Tobacco and Nicotine Products That Are Heated and Used via Inhalation. Overview of the Thermal Degradation of Sugars and Sweeteners during Product Use.** Pyrolysis and other thermal transformations of sugars (e.g., caramelization) produce a broad range of reaction products, some of which are known toxicants and carcinogens. Sugars can also react with other compounds in tobacco and smoke, such as tobacco-derived amines, to form Maillard products.<sup>20</sup> Pyrolysis studies have simulated these processes,<sup>21,22</sup> screened for potential pyrolysis products, and characterized their thermal stability and formation temperatures.<sup>22</sup> The pyrolysis of fructose, glucose, and sucrose forms multiple aldehydes and ketones (e.g., formaldehyde, acetaldehyde, acrolein, diacetyl), as well as furans [e.g., furfural and 5-hydroxymethylfurfural (5-HMF)] and other volatiles [e.g., benzene, acrylamide, and polycyclic aromatic hydrocarbons (PAHs)], pyrazines, pyridines, and organic acids (e.g., formic and acetic acids).<sup>20,23</sup>

Sugar pyrolytic profiles are heavily influenced by temperature, with furans and products that more closely resemble the original sugar structure prevailing at lower temperatures, aliphatic aldehydes increasing with temperature, and PAH resulting at much higher temperatures.<sup>20,24,25</sup> Therefore, sugar-related emissions can vary considerably across products heated to different temperatures, such as e-cigarettes (25–325 °C),<sup>26</sup> heated tobacco products (up to 350 °C),<sup>27</sup> waterpipe tobacco (25–300 °C),<sup>28</sup> and cigarettes (300–900 °C)<sup>22</sup> (Figure 2).

Heating of high-intensity sweeteners (e.g., saccharin, sucralose, and glycyrrhizin) and sugar alcohols (e.g., sorbitol) also produces a range of toxic chemical compounds. At temperatures as low as 98 °C, sucralose produces polychlorinated aromatic hydrocarbons, including a chlorinated furan derivative and a chlorinated tetrahydropyran.<sup>29</sup> At temperatures up to 250 °C, in the presence of the sugar alcohol glycerol (common in tobacco/nicotine products including e-cigarettes), sucralose generates several chloropropanols including the carcinogen 3-monochloropropanediol.<sup>30,31</sup> Sucralose degradation at 350–400 °C can yield polychlorinated dioxins and furans, with reactions catalyzed by metals (Al, Fe, Cu, etc.) and metal oxides, found in tobacco products including some e-cigarette and e-hookah heating coils.<sup>32,33</sup> Pyrolysis of sorbitol at 500 °C yielded hydroxyacetaldehyde, hydroxyacetone, furfural, 1-(2-furanyl)-ethanone, benzene, and phenol.<sup>34</sup> Pyrolysis of glycyrrhizin at 770 °C yielded numerous products including 2,5-dimethylfuran, 2(3H)-furanone, and xylene.<sup>35</sup>

As sugars and sweeteners are widely used in products that are heated and subsequently inhaled, systematic monitoring of the sugar content and its relationship with the relevant toxic emissions of tobacco/nicotine products is critical to informing meaningful regulation.

**Research on the Contribution of Sugars to the Levels of Harmful Constituents in Product Emissions. Combustion of Tobacco Cigarettes.** Approximately 0.5% of the sugars present in tobacco are transferred into mainstream smoke, whereas the major part will undergo pyrolysis or participate in pyrosynthesis (i.e., formation of new chemicals from multiple precursors).<sup>20,36,37</sup> A review by authors independent of the tobacco industry concluded that addition of sugars to cigarette tobacco increases levels of formaldehyde, acetaldehyde, acetone, acrolein, furfural and other furans, as well as certain acids.<sup>20</sup> Another study showed that adding sugars to Burley tobacco, containing virtually no natural sugars, resulted in an increase in acetaldehyde, acrolein, crotonaldehyde, propionaldehyde, and butanal levels in smoke, but not formaldehyde.<sup>38</sup> Differences in tobacco types can also affect the association between sugars and smoke chemistry, due to variable levels of polysaccharides (e.g., cellulose, pectin, and starch), which produce the same pyrolysis products as simple sugars.<sup>20,39</sup> In 50 brands of commercial Dutch cigarettes with different tobacco blends, emissions of formaldehyde, acetaldehyde, acrolein, and 2,5-dimethylfuran were related to the content of sugar and humectants in tobacco filler.<sup>40</sup>

Publications by tobacco industry researchers are not fully consistent with industry-independent findings summarized above. For example, tobacco industry reviews concluded that adding sugars to cigarette tobacco increases phenol, furans, organic acids, furfural, and formaldehyde, but did not mention acetaldehyde or acrolein emissions.<sup>36,39</sup> However, an industry study with added <sup>14</sup>C-labeled sugars, published in 1971, showed acetaldehyde among the products formed in the highest radiochemical yields.<sup>37</sup> More recent tobacco industry-sponsored

studies that used isotopically labeled glycerol in cigarette tobacco have reported on the formation of acetaldehyde and acrolein, as well as formaldehyde and acetone during smoking.<sup>41,42</sup> The inconsistency of industry conclusions and their contradictions with some of the available independent data on the contributions of sugars to cigarette emissions emphasizes the need for industry independent research evidence to inform the FDA's regulatory decisions on tobacco products.

**Waterpipe Tobacco Smoking.** Although waterpipe tobacco does not burn self-sustainably due to the high concentrations of added syrups, indirect heating results in sugar decomposition.<sup>43</sup> Direct studies of sugar degradation has not yet been conducted for waterpipe tobacco smoke. However, the concentrations of glucose and sucrose in waterpipe tobacco are roughly ten times higher than those in cigarette tobacco (Table 1), and the existing data on sugar pyrolysis at various temperatures can be used to predict that the same degradation products identified in cigarette smoke are present in waterpipe tobacco smoke, albeit at different concentrations (Figure 2). For example, waterpipe tobacco smoke is likely to contain lower levels of certain low-molecular-weight carbonyls because a significant fraction of glycerol transfers to the smoke unchanged (due to lower temperatures).<sup>43,44</sup> In addition, a significant fraction of the carbonyls generated via sugar degradation dissolve into and are thus diluted by the water in the bowl, resulting in the corresponding dilution in the smoke.<sup>43</sup> The trend reverses for degradation products that form at lower temperatures, such as furans.<sup>45,46</sup> Further, people smoke over five times more waterpipe tobacco in a single setting than the amount of tobacco burned when smoking a cigarette (3.9 g/waterpipe session versus ~0.73 g/cigarette).<sup>43,47</sup> Comparing maximum levels reported, for every gram of tobacco smoked, people who smoke waterpipe tobacco inhale 8 times less acetaldehyde, 16 times less acrolein, but roughly the same amount of formaldehyde, 250 times more 5-HMF, 6 times more furfural, and 3 times more furfuryl alcohol than people who smoke cigarettes.<sup>28</sup>

**E-Cigarettes.** As stated previously, high-intensity artificial sweeteners like sucralose may be present in commercial e-liquids and are also sold as additives for Do-It-Yourself e-liquids.<sup>7,16,48</sup> Under realistic e-cigarette use conditions, sucralose degrades to give hydrochloric acid that either reacts with propylene glycol or glycerol to produce chloropropanols and other chlorinated compounds, or enhances the degradation of propylene glycol and glycerol to produce toxic aldehydes and hemiacetals (formaldehyde-releasing agents).<sup>49–51</sup>

Studies examining the degradation of sugars that may be present in e-liquids are limited, although the experiments with laboratory-prepared e-liquids showed that during e-cigarette use sucrose and glucose could degrade to 5-HMF and furfural.<sup>45</sup> Under the same conditions, sorbitol did not degrade to give toxic furans.<sup>45</sup>

**Heated Tobacco Products.** Several studies assessing emissions of heated tobacco products reported the detection of compounds that could result from the pyrolysis of sugars. One study reported that furan levels tended to be higher in heated tobacco product aerosols compared to smoke from a reference cigarette.<sup>52</sup> The detection of furans and chloropropanols in heated tobacco product aerosols was also reported by a non-targeted chemical analysis funded by a tobacco product manufacturer.<sup>53</sup> A recent innovation in heated tobacco product design is the introduction of flavor capsules that may contain sugars or sweeteners in the mouthpiece of heated tobacco sticks.<sup>54</sup> Research is needed to determine whether such capsule

ingredients will contribute to toxicant generation in heated tobacco product emissions.

**Health Implications of Sugars in Tobacco and Nicotine Products.** There is an overall lack of research directly assessing the sugar-attributed added toxicity of tobacco and nicotine products or specific health outcomes in people who use the products. However, there is extensive mechanistic, toxicological, and epidemiological evidence of the harmful effects of the numerous toxicants and carcinogens that are formed upon the thermal degradation of sugars and sweeteners in tobacco and nicotine products that are heated/combusted and used via inhalation. On the other hand, health effects of sugars in smokeless tobacco can be directly inferred from the existing evidence on the impact of sugars on oral health and the epidemiological data on the smokeless tobacco-associated oral and dental disease. Such evidence for the two types of products is summarized below.

*Implications of Exposure to Products of Thermal Degradation of Sugars and Sweeteners.* Most of the products of sugar decomposition are toxicants and carcinogens, and many are part of the FDA's HPHC list (Table 2). Exposure to

**Table 2. Sugar Degradation-Derived Constituents That Are Part of the FDA HPHC List**

toxicant (class)	sugar sources <sup>a</sup>	FDA HPHC category <sup>a</sup>
carbonyls		
acrolein	S, F, G, SL	RT, CT
acetaldehyde	S, F, G	CA, RT, AD
formaldehyde	S, F, G	CA, RT
furans		
furfural	S, F, G	CA
5-hydroxymethylfurfural	S, F, G	CA
2,5-dimethylfuran	S, F, G	CA
volatile organic compounds		
benzene	S, F, G	CA, CT, RD
acrylamide	S, F, G	CA
polycyclic aromatic hydrocarbons	S, F, G	CA <sup>b</sup>
pyridines	S, F, G	CA <sup>c</sup>

<sup>a</sup>Sucrose (S), fructose (F), glucose (G), sucralose (SL), carcinogen (CA), respiratory toxicant (RT), cardiovascular toxicant (CT), reproductive or developmental toxicant (RDT), and addictive (AD). <sup>b</sup>Benzo[*a*]pyrene. <sup>c</sup>PhIP (2-amino-1-methyl-6-phenylimidazo[4,5-*b*]pyridine).

carbonyls has been shown to play a key role in the pathogenesis of various diseases. For example, acrolein is an intense pulmonary irritant and toxicant, causes neurogenic inflammation, airway hypersensitivity, and is proposed to be a pulmonary carcinogen.<sup>55,56</sup> Reports also demonstrate a dose-dependent cardiovascular toxicity of acrolein.<sup>57,58</sup> Other carbonyls formed upon the thermal degradation of sugars also exhibit carcinogenic properties: formaldehyde and acetaldehyde cause respiratory tumors in laboratory animals,<sup>59,60</sup> and crotonaldehyde is a potent irritant and forms DNA adducts in the human lung.<sup>61</sup> An industry-funded study that employed theoretical calculations of risks associated with cigarette smoke constituents identified acrolein as the main constituent underlying non-cancerous cardiopulmonary diseases resulting from smoking, and acetaldehyde and formaldehyde as the second and third leading culprits of smoking-related cancers.<sup>62</sup> Other examples of sugar-relevant organic compounds with carcinogenic properties include furans, which are hepatic toxicants and carcinogens

and can potentially contribute to renal carcinogenicity,<sup>63</sup> and acrylamide, which can damage DNA and can be carcinogenic toward multiple organs as well as genotoxic.<sup>64</sup> As a human carcinogen, benzene causes acute myeloid leukemia and acute non-lymphocytic leukemia and is associated with multiple myeloma and non-Hodgkin lymphoma.<sup>60</sup> Many PAH are widely accepted as major contributors to lung cancer in people who smoke, and are strongly implicated in cardiovascular disease and death.<sup>65,66</sup> Acute controlled exposure to acetic acid significantly increased self-reported ratings of nasal irritation among healthy individuals<sup>67</sup> and nasal obstructive responses among individuals with allergic rhinitis.<sup>68</sup>

It is important to acknowledge that sugars contribute to only a fraction of the total concentrations of volatile toxicants and carcinogens in cigarette smoke, with significant amounts of these harmful agents being generated from the pyrolysis of the tobacco filler or other product ingredients. Nevertheless, as discussed above, the presence of sugars adds to exposures to such chemicals. Secondhand smoke and air pollution studies offer ample evidence that even incremental increases in exposure to sugar pyrolysis-relevant volatile toxicants are associated with cancer and respiratory and cardiovascular diseases.<sup>69–74</sup> Therefore, products of sugar degradation in tobacco product emissions are likely to contribute to the negative health outcomes associated with the use of these products. There is a need for risk assessment studies and for carefully designed human trials of product exposures and health effects to assess the sugar-attributed added toxicity in people who use tobacco and nicotine products.

*Implications of Sugars in Smokeless Products for Oral Health.* It is plausible to expect that high sugar content in some smokeless tobacco products may contribute to the high prevalence of dental caries, periodontal disease, and other non-carcinogenic oral and dental effects in people who use such products.<sup>75</sup> The use of smokeless tobacco has been clearly associated with such adverse outcomes in India.<sup>76</sup> However, the contribution of sugars to these effects may be difficult to assess because of the complexity of smokeless products in India, with many non-tobacco ingredients being often part of the product mix. Within the U.S., the potential association of sugars in smokeless products with oral health can be examined by comparing chewing tobacco and moist snuff, because chewing tobacco contains up to hundred-fold higher amounts of sugars than moist snuff (Table 1). For example, the National Health and Nutrition Examination Survey (NHANES) reported that adults who use chew tobacco had a higher adjusted mean number of decayed or filled coronal permanent tooth surfaces and decayed root surfaces than those who used moist snuff.<sup>77</sup> A dose–response relationship between the number of packages of chewing tobacco used per week and the odds of having root-surface caries was also found in that study. Further, chewing tobacco increased the in vitro growth of the cariogenic bacteria *Streptococcus mutans* and *Streptococcus sanguis*, while moist snuff did not have such effects.<sup>78</sup> However, such published literature is limited and outdated. There is a need for research to assess the potential oral health effects of sugars and sweeteners in current and emerging smokeless tobacco and nicotine products, including nicotine pouches.

**Impact of Sugars on Abuse Liability of Tobacco and Nicotine Products.** Palatability, appeal, and addictiveness are key attributes of a tobacco product's abuse liability which the FDA defines as "the likelihood that individuals will develop physical and/or psychological dependence on the tobacco

product".<sup>79</sup> Given that tobacco manufacturers have been using sugars and sweeteners to enhance the taste and flavor characteristics of cigarette smoke for over a century,<sup>5</sup> the link between sugars and cigarette smoke palatability is incontestable. Furthermore, sugars may indirectly contribute to product addictiveness by affecting nicotine delivery and/or enhancing its addictive effects. The known and the potential mechanisms by which sugars contribute to these effects in various tobacco and nicotine products, and the relevant gaps, are briefly summarized below.

**Contribution of Sugars to Palatability, Appeal, and Addictiveness of Cigarettes.** Volatile basic components like ammonia, nicotine, and alkaloids give tobacco smoke a harsh taste, which makes inhalation more difficult.<sup>20,80</sup> Sugars increase the palatability of the smoke because the most abundant pyrolytic products of sugars are acetic and formic acids, which reduce smoke pH,<sup>10</sup> thus decreasing its harshness and irritation.<sup>4,5</sup> Sugars also contribute to the flavor of tobacco products.<sup>4,20</sup> In combusted products, sugar caramelization and Maillard reactions produce characteristic woody and caramel flavors and aromatic compounds with cocoa, nutty, or popcorn-type flavor notes, improving the taste and smell of the tobacco smoke for both the consumers and bystanders.<sup>24,81</sup> Indeed, an industry study has been referring to sugars as ameliorants and reported that tobacco smoke acceptance by people who smoke is proportional to the sugar level in tobacco.<sup>20</sup>

Sugars are likely contributing to the addictiveness of cigarettes. The reduced-pH, "smoother" smoke is easier to inhale, facilitating deliveries deep into the lung of higher nicotine levels than those from the low-sugar cigars and some cigarillos (Table 1). In addition, acetaldehyde has been shown to increase dopaminergic neuronal activity and enhance nicotine self-administration in laboratory animal studies.<sup>82,83</sup> However, quantitative and well-controlled studies with human participants on how sugars in combusted tobacco products may affect use behaviors and contribute to abuse liability are critically lacking.

**Contribution of Sugars to Abuse Liability of Other Tobacco/Nicotine Products That Are Heated and Used via Inhalation.** The introduction of flavored waterpipe tobacco in the 1990s was a major factor in the resurgence of waterpipe use, particularly among youth.<sup>84</sup> The most popular flavored varieties of waterpipe tobacco worldwide are those to which sugar-containing ingredients are added. Flavored waterpipe tobacco, known as Moassel, or Maassel (which means "sweetened with honey") is available in a myriad of flavors.<sup>14,85,86</sup> In waterpipe research studies, the majority of participants reported the use of only flavored (sweetened) waterpipe tobacco, with appealing taste, aroma, and smoothness being cited as motivating factors to use flavored varieties.<sup>84,87–89</sup> Therefore, restricting the levels of sweetness and various flavors of waterpipe tobacco could be essential for reducing its appeal and curbing its use.

Sugars may also contribute to the palatability and appeal of e-cigarettes.<sup>15</sup> For example, because e-cigarettes operate at relatively low temperatures, a substantial proportion of dehydrated sugars is expected to transfer from e-cigarette liquid into the aerosol. Thus, sugars in e-cigarette liquids are likely to contribute to the palatability of aerosols by adding a sweet taste of sugars, in addition to alterations to the aerosol pH and/or contributing to aromatic compounds from the degradation of sugars. The latter two mechanisms are plausible based on what is known about the thermal transformations of sugars in cigarette smoke and are likely to be relevant to heated tobacco products. However, research is needed to better understand how, and to

what degree such mechanisms contribute to the abuse liability of e-cigarettes and heated tobacco products.

**Contribution of Sugars to Abuse Liability of Oral Tobacco and Nicotine Products.** In the case of smokeless tobacco, no elevated temperatures are involved in product use, and the intact sugars and sweeteners serve as flavorants. The sweet taste in smokeless tobacco may stimulate saliva, and the sweetener-containing ingredients such as licorice may add appealing flavors. A recent study in laboratory animals examined the consumption of extracts of oral nicotine pouches and found that artificial sweeteners, at levels present in the pouches, increased nicotine consumption and decreased aversion to higher nicotine concentrations.<sup>8</sup> However, the research on the effects of sugars and sweeteners on the abuse liability of smokeless tobacco or novel nicotine pouches in people who use these products is virtually non-existent.

**Consumer Perception of Sugars in Tobacco and Nicotine Products.** Little is known about how people perceive the presence and the effects of sugars in tobacco and nicotine products. In the U.S., tobacco companies are not required to disclose added sugars on their product packaging or their marketing materials, and there are no known U.S. tobacco education programs focused on distributing such information. In 2019, the first known study assessed awareness and perceived toxicity of added sugars in 4,000 people who smoke cigarettes.<sup>90</sup> Very few (<6%) knew that there were added sugars in cigarettes and even less (<4%) knew that added sugars produce toxic chemicals during cigarette combustion. Few participants in that study mentioned that learning more about the toxicity concerns related to added sugars might impact their use patterns and quit attempts. Other studies reported that, while people who smoke believe that added sugars in products increase consumption and addictiveness of products, suppress bitter taste perceptions, and mask the odor of secondhand smoke, they are unaware of the potential contribution of sugars to smoke toxicity and health risks.<sup>91,92</sup> In the case of waterpipe tobacco, there has been explicit marketing of some sweet-flavored brands as a healthy and natural alternative to cigarettes.<sup>44,93</sup> Studies of people who smoke waterpipe tobacco also show that flavored waterpipe tobacco has been misperceived as a less harmful form of tobacco and entices people who do not use the product.<sup>94</sup>

The lack of empirical data, the absence of health campaigns educating the public on the deliberate use of sugars by manufacturers to make tobacco and nicotine products more palatable, false advertising, as well as the contribution of sugars and sweeteners to product palatability and appeal may impact perceptions of the safety of sugars in tobacco/nicotine products.

**Potential Strategies for Regulating Sugars in Tobacco and Nicotine Products.** The FDA considers sugar levels when making decisions regarding Substantial Equivalence (SE) and Premarket Tobacco Product Application (PMTA).<sup>95,96</sup> For example, in issuing Not Substantially Equivalent Orders prohibiting the sale of certain cigarette sub-brands, the FDA noted that differences in sugar levels contributed its decision because the effects on the product's palatability, abuse liability, and use behaviors,<sup>97</sup> as well as the mainstream smoke yields of toxicants.<sup>98</sup> In addition to carefully considering levels of sugars and sweeteners in new or modified product brands, there are several other strategies that could further the goal of protecting public health. Those suggested strategies are as follows:

1. **Adding Sugars and Sweeteners to the HPHC List.** According to the FDA, HPHCs include "any chemical or chemical compound in a tobacco product or in tobacco smoke

that... causes or has the potential to cause direct or indirect harm to users or non-users of tobacco products".<sup>2</sup> There is sufficient evidence that sugars, upon pyrolysis, produce previously listed HPHCs and other toxicants that are not on the HPHC list and therefore, at minimum, meet the criteria of "potentially harmful" constituents. Per the FDA's definition, compounds that facilitate initiation of the use of tobacco products constitute HPHCs as well, and sugars and sweeteners further qualify as HPHCs for that reason. Tobacco companies are already required to submit ingredient lists to the FDA, but if sugars are added to the HPHC list, which would trigger an additional obligation to report the quantity of such sugars in each product (and, if applicable, in its emissions). This information could provide the FDA with important evidence to support the other regulatory measures discussed below. In addition, if accompanied by sufficient public-facing communications, data on sugar and sweetener content in tobacco and nicotine products could help inform the public in a generalized way about the negative implications of sugars in such products.

**2. Restricting or Prohibiting Sugar Additive.** Adding sugars to cigarettes enhances the sensory attributes of cigarette smoke and encourages smoking initiation and maintenance, and the tobacco industry has long considered the addition of sugars to tobacco products to be a key part of its cigarette marketing strategy.<sup>99</sup> This knowledge alone is a strong argument in favor of considering a product standard that would restrict or prohibit the addition of sugars and sweeteners to tobacco products. It would clearly be "technologically achievable" for manufacturers to comply with such standard (a factor the FDA is required to consider when issuing a product standard). Any product standard must be written to ensure that manufacturers cannot circumvent it by modifying the tobacco blend or the product design, and manufacturers should be required to disclose any modifications made to their products in response to a regulation limiting or prohibiting sugar additives. Research on how the absence of sugar additives would affect product use behaviors, related exposures, and risk perceptions could assist with assessing the potential benefit of such product standard.

**3. Setting Upper Limits for the Naturally Occurring Sugars.** Policymakers could also consider issuing a product standard that sets upper limits for the levels of naturally occurring sugars in finished tobacco products. The levels of naturally occurring sugars can be reduced by altering the tobacco blend or through processing approaches that accelerate sugar metabolism. Such a standard could address the potential concern that tobacco product manufacturers would shift to tobacco blends high in natural sugars in response to restrictions on sugar additives. Further research could help inform the types of sugars for which a limit could be established, the appropriate upper limit value(s), and strategies to avoid or mitigate unintended consequences.

## RECOMMENDED RESEARCH DIRECTIONS

In reviewing the existing evidence on sugars and sweeteners in tobacco and nicotine products, we identified several key research gaps. Addressing these gaps can help to strengthen the scientific basis for the potential regulatory decisions on whether to add sugars and sweeteners to the HPHC list, how to design potential product standards, and how to communicate the effects of sugars to people who use and do not use tobacco and nicotine products. Recommended research areas to help address the identified research gaps are listed below.

- Carry out brand-specific surveillance of sugars and sweeteners in various product types: Such data is extremely limited; however, there are apparent variations across products. The data on the levels and the variability of sugars across various product types and brands is key to informing studies of how such levels are related to product toxicity and abuse liability. This information is also needed to determine the achievable lowest level of added and natural sugars in various tobacco products, and to inform the potential product standards.
- Better characterization of the chemical profile of emissions (for products that are combusted or heated) as a function of sugar and sweetener content: In the case of combustible tobacco products, this is necessary because of the limitations of prior studies. The majority of such studies were conducted by tobacco industry researchers reporting inconsistent results and/or using experimental tobacco or cigarettes that are not representative of those on the U.S. market. Relevant research on e-cigarettes and HTPs is virtually lacking, as evident from this review. Addressing this research gap should also incorporate investigations of how a decrease in sugar content (a potential regulatory measure) may affect levels of HPHCs, to avoid unintended consequences.
- Human studies on toxicant exposures and biological effects associated with sugars in tobacco products: Studies employing relevant biomarkers are needed to determine whether there is a dose–response relationship between sugar content in products and the toxicant uptake and biological effects in people who use the products. This is important because product characteristics other than sugar content can have a profound impact on the levels of exposure to smoke constituents upon product use.
- Better characterization of the impact of sugars on palatability and appeal of various tobacco products: Both animal behavioral studies and human laboratory and observational studies of product use are needed to address this research gap. The human studies should focus on sensory attributes, puffing intensity, and other relevant subjective and behavioral measures.
- Investigation of the potential contribution of sugars to product addictiveness: Studies are needed to determine whether higher levels of sugars in tobacco products, particularly in cigarettes and other combusted products, are associated with higher nicotine intake. Animal and mechanistic studies are also needed to examine whether sugar coexposure modifies the addictive effects of nicotine in product emissions (due to sugar-derived increases in acetaldehyde yields).
- Communication research to address the potential misperceptions of sugars in tobacco products and of the potential sugar regulation: People who use and do not use tobacco are likely to have preconceived notions about the positive and negative effects of sugars (e.g., pleasant taste or weight gain) related to food or drinks, but not related to the toxicity of tobacco/nicotine products. It is important to develop effective communication strategies that account for such preconceived notions. If sugars are added to the HPHC list and limits are set, the public will need to be informed about the purpose and significance of the regulatory action.

- Modeling studies to assess the population impact of a potential sugar standard for various tobacco products: As the research gaps above are being addressed, the accumulating evidence can be leveraged to develop models assessing the potential public health impact of sugar regulation in various tobacco product types.

## CONCLUSION

Reducing the use of tobacco and nicotine products remains a public health priority in the U.S. and globally. Regulation of constituents and product characteristics that increase toxicity, appeal, and abuse liability of tobacco and nicotine products can serve as a powerful tool in efforts to protect public health. Based on the data presented in this review, we conclude that the evidence on toxicological risks posed by sugars in tobacco and nicotine products supports that sugar be added to the HPHC list. It will also be important to identify maximum thresholds of sugars and sweeteners in different products and employ those thresholds as a product standard. Future research directions are proposed that can inform tobacco/nicotine product regulation aimed at reducing the harm associated with sugars and sweeteners in these products.

## AUTHOR INFORMATION

### Corresponding Author

**Irina Stepanov** – *Institute for Global Cancer Prevention Research, Masonic Cancer Center, University of Minnesota, Minneapolis, Minnesota 55455, United States; Division of Environmental Health Sciences, School of Public Health, University of Minnesota, Minneapolis, Minnesota 55455, United States; [orcid.org/0000-0001-5140-8944](https://orcid.org/0000-0001-5140-8944); Email: [stepa011@umn.edu](mailto:stepa011@umn.edu)*

### Authors

**Micah Berman** – *College of Public Health and Moritz College of Law, The Ohio State University, Columbus, Ohio 43210, United States*

**Marielle C. Brinkman** – *Division of Epidemiology, College of Public Health, The Ohio State University, Columbus, Ohio 43210, United States; Center for Tobacco Research, The Ohio State University Comprehensive Cancer Center, Columbus, Ohio 43214, United States; [orcid.org/0000-0002-4315-649X](https://orcid.org/0000-0002-4315-649X)*

**Alex Carll** – *University of Louisville School of Medicine, Louisville, Kentucky 40204, United States; [orcid.org/0000-0003-1832-3070](https://orcid.org/0000-0003-1832-3070)*

**Vernat Exil** – *Department of Pediatrics, Saint Louis University, St. Louis, Missouri 63104, United States*

**Eleanore G. Hansen** – *Division of Environmental Health Sciences, School of Public Health, University of Minnesota, Minneapolis, Minnesota 55455, United States; [orcid.org/0000-0002-6606-2912](https://orcid.org/0000-0002-6606-2912)*

**Ahmad El Hellani** – *Center for Tobacco Research, The Ohio State University Comprehensive Cancer Center, Columbus, Ohio 43214, United States; Division of Environmental Health Sciences, College of Public Health, The Ohio State University, Columbus, Ohio 43210, United States*

**Sairam V. Jabba** – *Center for Translational Pain Medicine (CTPM), Department of Anesthesiology, Duke University School of Medicine, Durham, North Carolina 27710, United States; Yale Center for the Study of Tobacco Products (YCSTP), Department of Psychiatry, Yale School of Medicine, New Haven, Connecticut 06511, United States*

**Nada O. F. Kassem** – *Health Promotion and Behavioral Science, San Diego State University, San Diego, California 92182, United States; Hookah Tobacco Research Center, San Diego State University Research Foundation, San Diego, California 92123, United States; [orcid.org/0000-0002-5403-7234](https://orcid.org/0000-0002-5403-7234)*

**Mary Rezk-Hanna** – *School of Nursing, University of California, Los Angeles, Los Angeles, California 90095, United States*

**Reinskje Talhout** – *Centre for Health Protection, National Institute for Public Health and the Environment (RIVM), 3720 BA Bilthoven, Netherlands; [orcid.org/0000-0002-5310-9064](https://orcid.org/0000-0002-5310-9064)*

**Andrea M. Stroup** – *Westat, Rockville, Maryland 20850, United States; [orcid.org/0000-0003-2895-460X](https://orcid.org/0000-0003-2895-460X)*

Complete contact information is available at:

<https://pubs.acs.org/10.1021/acs.chemrestox.4c00550>

### Author Contributions

<sup>†</sup>Irina Stepanov and Andrea M. Stroup share senior authorship. CRediT: **Irina Stepanov** conceptualization, methodology, project administration, writing - original draft, writing - review & editing; **Micah Berman** writing - original draft, writing - review & editing; **Marielle C Brinkman** writing - original draft, writing - review & editing; **Alex Perrow Carll** writing - original draft, writing - review & editing; **Vernat Exil** writing - review & editing; **Eleanore G Hansen** writing - original draft, writing - review & editing; **Ahmad El Hellani** writing - original draft, writing - review & editing; **Sairam V Jabba** writing - review & editing; **Nada O. F. Kassem** writing - original draft, writing - review & editing; **Mary Rezk-Hanna** writing - original draft, writing - review & editing; **Reinskje Talhout** writing - original draft, writing - review & editing; **Andrea M. Stroup** conceptualization, writing - original draft, writing - review & editing.

### Funding

This paper is a cross-institution collaborative project from the Toxicity Special Interest Group supported, in part, by the Center for Coordination of Analytics, Science, Enhancement and Logistics (CASEL) in Tobacco Regulatory Science (TRS), U54DA046060 (National Institute of Drug Abuse (NIDA)), and the U.S. Food and Drug Administration's Center for Tobacco Products (FDA CTP). Support for authors was also provided by the National Institutes of Health (NIH) Grants R01DA051005 (Irina Stepanov), U54DA046060 (Andrea M. Stroup), R01DA052565, U54DA036105, and U54CA287392 (Ahmad El Hellani), R56DA055996 and U54DA036151-11 (Sairam V. Jabba), R01CA255563 (Marielle C. Brinkman), and the Tobacco-Related Disease Research Program T30IR0894 and T32IR4777 (Nada O. F. Kassem). The findings and conclusions in this report are those of the authors and do not necessarily represent the official position of the authors' institutions, the NIH, or the FDA.

### Notes

The authors declare no competing financial interest.

### Biographies

Irina Stepanov is a Professor and Director of the Institute for Global Cancer Prevention Research in the Masonic Cancer Center, University of Minnesota. She is a cancer prevention and public health researcher with a background in analytical biochemistry and toxicology. Dr. Stepanov's research focus is on product characteristics and developing and applying biomarkers to assess carcinogen uptake and metabolism.

She collaborates with researchers and tobacco control experts in the U.S. and globally to reduce the burden of chronic disease through product regulation and consumer education. Dr. Stepanov regularly contributes reports to the WHO Workgroup on Tobacco Product Regulation.

Micah Berman is the Stephen F. Loebs Professor in Health Services Management and Policy in College of Public Health, and a Professor of Law at Michael E. Moritz College of Law at The Ohio State University. His research explores the intersection between public health research and legal doctrine. In recognition of his contributions to public health and tobacco control through both research and advocacy, Professor Berman has received the David P. Rall Award for Advocacy in Public Health from the American Public Health Association (2021) and the John Slade Award from the Society for Research on Nicotine & Tobacco (2023).

Marielle C. Brinkman is a Research Professor Division of Epidemiology, College of Public Health, The Ohio State University. Professor Brinkman has over 28 years of experience conducting human exposure assessment research and has lectured internationally and nationally on a variety of tobacco regulatory topics, including how testing protocols and waterpipe design and components influence toxicant emissions. She contributes to international tobacco regulation as an active participant in the World Health Organization Tobacco Regulatory Laboratory (WHO TobLabNet) and has coauthored four WHO reports providing recommendations on waterpipe and other tobacco product emissions testing.

Alex Carll is an Associate Professor of Physiology at the University of Louisville School of Medicine. Dr. Carll investigates how inhaled toxicants impair cardiac conduction and contraction in both rodents and humans, with particular interest in the autonomic nervous system's role. Dr. Carll studies the impacts of multiple toxicants from a variety of sources, including e-cigarette aerosols.

Vernat Exil is a Clinical Professor of Pediatrics and Chief of the Division of Pediatric Cardiology at Saint Louis University. Dr. Exil's background is in mechanisms of cardiac lipid toxicity leading to cardiomyopathy and heart failure in animal models and humans. His research focused on the trans-generational epigenetic transmission of the effects of gestational exposure to secondhand smoke, as well as the toxic effects of gestational exposure of tobacco and nicotine products on human placenta, bronchopulmonary dysplasia, and allergic asthma in children and young adults.

Eleanore G. Hansen has a Master of Science degree in Food Safety and Microbiology and is a PhD student in Regulatory Toxicology at the University of Minnesota School of Public Health. She is a lecturer in the Food Science & Nutrition Department at University of Minnesota. Her dissertation research is focused on the chemical and toxicological consequences of sugars in cigarette tobacco.

Ahmad El Hellani is an Assistant Professor in the Division of Environmental Health Sciences, College of Public Health, The Ohio State University. Dr. El Hellani's background is in organic and analytical chemistry. He studies tobacco emissions in controlled analytical laboratory settings using smoking machines, in clinical laboratory settings using real-time sampling devices, and in a chamber lab setting for the assessment of secondhand emissions. He collaborates with experts with a broad range of backgrounds in environmental sciences, toxicology, engineering, psychology, behavioral science, epidemiology, and medicine.

Sairam V. Jabba is a Research Scientist at Duke University and is a board-certified toxicologist and veterinarian by training. He has extensive experience in toxicological and pharmacological concepts,

neuroscience, ion-channel biology and chemical exposure systems, as well as hands-on-expertise with *in vivo* models and high-throughput screening assays. Dr. Jabba is highly proficient in advanced primary cultures and state-of-the-art *in vitro* cell culture techniques.

Nada O. F. Kassem is a research scientist, and a lecturer at San Diego State University, with a Dr.PH in Public Health. She is the founder and director of the Hookah Tobacco Research Center at San Diego State University Research Foundation. Her research is focused on the toxicology of hookah tobacco smoking behaviors in natural settings, utilizing ecological frameworks. Dr. Kassem's landmark findings on exposure to carcinogenic emissions in hookah tobacco smoke among hookah smokers, and on exposure to secondhand and thirdhand hookah tobacco smoke among non-smoking adults and children have earned her studies national and international recognition.

Mary Rezk-Hanna is an Assistant Professor in the School of Nursing at the University of California, Los Angeles. She is an expert in vascular regulation and human cardiovascular physiology in the area of tobacco-related diseases. Her current work focuses on studying the effects of traditional hookah smoking versus vaping on vascular function and understanding the underlying mechanisms involved. Dr. Rezk-Hanna served on the American Heart Association scientific committee that published a statement on hookah smoking and risk of heart disease.

Reinskje Talhout is a Senior Scientist in the Centre for Health Protection, National Institute for Public Health and the Environment (RIVM), Bilthoven, The Netherlands. She has a dual background in chemistry and philosophy. Since in 2011, she has been head of the WHO Collaborating Centre for Tobacco Product Regulation and Control hosted by RIVM. The centre supports the WHO Tobacco Free Initiative (TFI) by setting up and validating laboratory determinations for tobacco control, advising on new tobacco and tobacco related products, and providing information about tobacco products.

Andrea M. Stroup is a Senior Research Associate at Westat with experience in tobacco regulatory science (TRS) research and project management. Dr. Stroup received her Ph.D. in Biobehavioral Health and MPH in Community and Behavioral Health from Pennsylvania State University. While at Penn State, her research focused on the short-term health effects of waterpipe and electronic waterpipe use.

## ACKNOWLEDGMENTS

The authors appreciate the continuous support of CASEL's Toxicity Special Interest Group (SIG) who helped coordinate this paper. The authors also thank Dr. Montgomery Burgoon of the NYU Grossman School of Medicine for help with review and minor editing of this manuscript.

## REFERENCES

- (1) U.S. Government Publishing Office (GPO). *Family Smoking Prevention and Tobacco Control Act*; GPO: Washington, D.C., 2009; Public Law 11-31, <http://www.gpo.gov/fdsys/pkg/PLAW-111publ31/pdf/PLAW-111publ31.pdf>.
- (2) United States Food and Drug Administration (FDA). Harmful and potentially harmful constituents in tobacco products and tobacco smoke; Established list. *Federal Register* **2012**, *77*, 20034–20037.
- (3) Fisher, P. Cigarette Manufacture. In *Tobacco: Production, Chemistry and Technology*; Davis, D. L., Nielsen, M. T., Eds.; Blackwell Science: Oxford, U.K., 1999; pp 346–387.
- (4) Leffingwell, J. C. Leaf Chemistry: Basic Chemical Constituents of Tobacco Leaf and Differences Among Tobacco Types. In *Tobacco: Production, Chemistry and Technology*; Davis, D. L., Nielsen, D. L., Eds.; Blackwell Science: Oxford, U.K., 1999; Chapter 8, pp 265–284, DOI: 10.13140/2.1.5173.6645.

- (5) Rodgman, A. Some studies of the effects of additives on cigarette mainstream smoke properties. II. Casing materials and humectants. *Beitr. Tabakforsch.* **2002**, *20*, 279–299.
- (6) Going, R. E.; Hsu, S. C.; Pollack, R. L.; Haugh, L. D. Sugar and fluoride content of various forms of tobacco. *J. Am. Dent. Assoc.* **1980**, *100*, 27–33.
- (7) Miao, S.; Beach, E. S.; Sommer, T. J.; Zimmerman, J. B.; Jordt, S. E. High-intensity sweeteners in alternative tobacco products. *Nicotine Tob. Res.* **2016**, *18*, 2169–2173.
- (8) Jabba, S. V.; Silinski, P.; Yang, A. Y.; Ouyang, W.; Jordt, S. E. Artificial sweeteners in US-marketed oral nicotine pouch products: Correlation with nicotine contents and effects on product preference. *bioRxiv* **2024**.
- (9) Clarke, M. B.; Bezabeh, D. Z.; Howard, C. T. Determination of carbohydrates in tobacco products by liquid chromatography-mass spectrometry/mass spectrometry: a comparison with ion chromatography and application to product discrimination. *J. Agric. Food Chem.* **2006**, *54*, 1975–1981.
- (10) Elson, L. A.; Betts, T. E.; Passey, R. D. The sugar content and the pH of the smoke of cigarette, cigar and pipe tobaccos in relation to lung cancer. *Int. J. Cancer* **1972**, *9*, 666–675.
- (11) Wang, L.; Cardenas, R. B.; Watson, C. An isotope dilution ultra high performance liquid chromatography-tandem mass spectrometry method for the simultaneous determination of sugars and humectants in tobacco products. *J. Chromatogr. A* **2017**, *1514*, 95–102.
- (12) Erythropel, H. C.; Kong, G.; deWinter, T. M.; O'Malley, S. S.; Jordt, S. E.; Anastas, P. T.; Zimmerman, J. B. Presence of high-intensity sweeteners in popular cigarillos of varying flavor profiles. *JAMA* **2018**, *320*, 1380–1383.
- (13) Adetona, A. M.; Brinkman, M. C.; Strozier, E. D.; Karam, H. S.; Butler, J. M.; Kim, H.; Lim, J.; McCauley, M. W.; Clark, P. Do they differ? Flavored versus unflavored waterpipe tobacco flavor ingredients. *Tob. Regul. Sci.* **2020**, *6*, 336–354.
- (14) Jaccard, G.; Tabin Djoko, D.; Korneliou, A.; Belushkin, M. Analysis of waterpipe aerosol constituents in accordance with the ISO standard 22486. *Toxicol. Rep.* **2020**, *7*, 1344–1349.
- (15) Fagan, P.; Pokhrel, P.; Herzog, T. A.; Moolchan, E. T.; Cassel, K. D.; Franke, A. A.; Li, X.; Pagano, I.; Trinidad, D. R.; Sakuma, K. K.; et al. Sugar and aldehyde content in flavored electronic cigarette liquids. *Nicotine Tob. Res.* **2018**, *20*, 985–992.
- (16) Schlappack, T.; Kappacher, C.; Demetz, M.; Jakschitz, T.; Bonn, G. K.; Huck, C. W.; Rainer, M. Ambient mass spectrometry and near-infrared spectroscopy—A direct comparison of methods for the quantification of sucralose in e-liquids. *Anal. Methods* **2023**, *15*, 2448–2455.
- (17) Hsu, S. C.; Pollack, R. L.; Hsu, A. F.; Going, R. E. Sugars present in tobacco extracts. *J. Am. Dent. Assoc.* **1980**, *101*, 915–918.
- (18) Gupta, A. K.; Mehrotra, R. Safety concerns for tobacco-free products containing synthetic nicotine. *Nicotine Tob. Res.* **2021**, *23*, 1980–1981.
- (19) Rezk-Hanna, M.; Talhout, R.; Jordt, S. E. Sugars and sweeteners in tobacco and nicotine products: Food and drug administration's regulatory implications. *Nicotine Tob. Res.* **2023**, *25*, 838–840.
- (20) Talhout, R.; Opperhuizen, A.; van Amsterdam, J. G. Sugars as tobacco ingredient: Effects on mainstream smoke composition. *Food Chem. Toxicol.* **2006**, *44*, 1789–1798.
- (21) Busch, C.; Streibel, T.; Liu, C.; McAdam, K. G.; Zimmermann, R. Pyrolysis and combustion of tobacco in a cigarette smoking simulator under air and nitrogen atmosphere. *Anal. Bioanal. Chem.* **2012**, *403*, 419–430.
- (22) Baker, R. R.; Bishop, L. J. The pyrolysis of tobacco ingredients. *J. Anal. Appl. Pyrol.* **2004**, *71*, 223–311.
- (23) Paschke, M.; Hutzler, C.; Henkler, F.; Luch, A. Oxidative and inert pyrolysis on-line coupled to gas chromatography with mass spectrometric detection: On the pyrolysis products of tobacco additives. *Int. J. Hyg. Environ. Health* **2016**, *219*, 780–791.
- (24) Banozic, M.; Jokic, S.; Ackar, D.; Blazic, M.; Subaric, D. Carbohydrates-key players in tobacco aroma formation and quality determination. *Molecules* **2020**, *25*, 1734.
- (25) Schandel, C. B.; Hoj, M.; Osmundsen, C. M.; Jensen, A. D.; Taarning, E. Thermal cracking of sugars for the production of glycolaldehyde and other small oxygenates. *ChemSusChem* **2020**, *13*, 688–692.
- (26) Geiss, O.; Bianchi, I.; Barrero-Moreno, J. Correlation of volatile carbonyl yields emitted by e-cigarettes with the temperature of the heating coil and the perceived sensorial quality of the generated vapours. *Int. J. Hyg. Environ. Health* **2016**, *219*, 268–277.
- (27) Schaller, J.-P.; Keller, D.; Poget, L.; Pratte, P.; Kaelin, E.; McHugh, D.; Cudazzo, G.; Smart, D.; Tricker, A. R.; Gautier, L.; Yerly, M.; Reis Pires, R.; Le Bouhellec, S.; Ghosh, D.; Hofer, I.; Garcia, E.; Vanscheeuwijck, P.; Maeder, S. Evaluation of the tobacco heating system 2.2. Part 2: Chemical composition, genotoxicity, cytotoxicity, and physical properties of the aerosol. *Regul. Toxicol. Pharmacol.* **2016**, *81*, S27–S47.
- (28) Brinkman, M. C.; Teferra, A. A.; Kassem, N. O.; Kassem, N. O. Effect of electric heating and ice added to the bowl on mainstream waterpipe semivolatile furan and other toxicant yields. *Tob. Control* **2020**, *29*, s110–s116.
- (29) de Oliveira, D. N.; de Menezes, M.; Catharino, R. R. Thermal degradation of sucralose: a combination of analytical methods to determine stability and chlorinated byproducts. *Sci. Rep.* **2015**, *5*, 9598.
- (30) Rahn, A.; Yaylayan, V. A. Thermal degradation of sucralose and its potential in generating chloropropanols in the presence of glycerol. *Food Chem.* **2010**, *118*, 56–61.
- (31) Andres, S.; Appel, K. E.; Lampen, A. Toxicology, occurrence and risk characterisation of the chloropropanols in food: 2-Monochloro-1,3-propanediol, 1,3-dichloro-2-propanol and 2,3-dichloro-1-propanol. *Food Chem. Toxicol.* **2013**, *58*, 467–478.
- (32) Dong, S.; Liu, G.; Hu, J.; Zheng, M. Polychlorinated dibenzo-p-dioxins and dibenzofurans formed from sucralose at high temperatures. *Sci. Rep.* **2013**, *3*, 2946.
- (33) Eisenreich, A.; Gurtler, R.; Schafer, B. Heating of food containing sucralose might result in the generation of potentially toxic chlorinated compounds. *Food Chem.* **2020**, *321*, No. 126700.
- (34) Hu, B.; Guo, X. W.; Li, Y.; Cheng, A. S.; Liu, J.; Lu, Q. Reaction characteristics and mechanisms of sorbitol fast pyrolysis. *J. Fuel Chem. Technol.* **2021**, *49*, 1821–1831.
- (35) Chen, Y.; Hu, W. Pyrolysis of glycyrrhizic acid and its sodium salts. *Tob. Sci.* **1995**, *39*, 49–54.
- (36) Klus, H.; Scherer, G.; Muller, L. Influence of additives on cigarette related health risks. *Beitr. Tabakforsch. Int.* **2012**, *25*, 412–493.
- (37) Gager, F. L., Jr.; Nedlock, J. W.; Martin, W. J. Tobacco additives and cigarette smoke. I. Transfer of D-glucose, sucrose, and their degradation products to the smoke. *Carbohydr. Res.* **1971**, *17*, 327–333.
- (38) Cheah, N. P.; Borst, S.; Hendrickx, L.; Cremers, H.; Jansen, E.; Opperhuizen, A.; Talhout, R. Effect of adding sugar to burley tobacco on the emission of aldehydes in mainstream tobacco smoke. *Tob. Regul. Sci.* **2018**, *4*, 61–72.
- (39) Seeman, J. I.; Dixon, M.; Haussmann, H. J. Acetaldehyde in mainstream tobacco smoke: Formation and occurrence in smoke and bioavailability in the smoker. *Chem. Res. Toxicol.* **2002**, *15*, 1331–1350.
- (40) Pennings, J. L. A.; Cremers, J.; Becker, M. J. A.; Klerx, W. N. M.; Talhout, R. Aldehyde and volatile organic compound yields in commercial cigarette mainstream smoke are mutually related and depend on the sugar and humectant content in tobacco. *Nicotine Tob. Res.* **2020**, *22*, 1748–1756.
- (41) Yip, S. H.; Taylor, L. T.; Ashraf-Khorassani, M.; Yu, J.; Borgerding, M. F.; Coleman, W. M.; Bodnar, J. A. HPLC-MS determination of acrolein and acetone generated from <sup>13</sup>C<sub>3</sub>-labeled glycerol added to cigarette tobacco using two machine-smoking regimes. *Beitr. Tabakforsch. Int.* **2010**, *24*, 48–57.
- (42) Paine, J. B.; Pithawalla, Y. B.; Naworal, J. D.; Thomas, C. E., Jr. Carbohydrate pyrolysis mechanisms from isotopic labeling: Part 1: The pyrolysis of glycerol: Discovery of competing fragmentation mechanisms affording acetaldehyde and formaldehyde and the implications for carbohydrate pyrolysis. *J. Anal. Appl. Pyrol.* **2007**, *80*, 297–311.

- (43) Schubert, J.; Heinke, V.; Bewersdorff, J.; Luch, A.; Schulz, T. G. Waterpipe smoking: The role of humectants in the release of toxic carbonyls. *Arch. Toxicol.* **2012**, *86*, 1309–1316.
- (44) Schubert, J.; Bewersdorff, J.; Luch, A.; Schulz, T. G. Waterpipe smoke: A considerable source of human exposure against furanic compounds. *Anal. Chim. Acta* **2012**, *709*, 105–112.
- (45) Soussy, S.; El-Hellani, A.; Baalbaki, R.; Salman, R.; Shihadeh, A.; Saliba, N. A. Detection of 5-hydroxymethylfurfural and furfural in the aerosol of electronic cigarettes. *Tob. Control* **2016**, *25*, ii88–ii93.
- (46) Perez Locas, C.; Yaylayan, V. A. Isotope labeling studies on the formation of 5-(hydroxymethyl)-2-furaldehyde (HMF) from sucrose by pyrolysis-GC/MS. *J. Agric. Food Chem.* **2008**, *56*, 6717–6723.
- (47) Stanfill, S. B.; Ashley, D. L. Solid phase microextraction of alkenylbenzenes and other flavor-related compounds from tobacco for analysis by selected ion monitoring gas chromatography-mass spectrometry. *J. Chromatogr. A* **1999**, *858*, 79–89.
- (48) Rosbrook, K.; Erythropel, H. C.; DeWinter, T. M.; Falinski, M.; O'Malley, S.; Krishnan-Sarin, S.; Anastas, P. T.; Zimmerman, J. B.; Green, B. G. The effect of sucralose on flavor sweetness in electronic cigarettes varies between delivery devices. *PLoS One* **2017**, *12*, No. e0185334.
- (49) Duell, A. K.; McWhirter, K. J.; Korzun, T.; Strongin, R. M.; Peyton, D. H. Sucralose-enhanced degradation of electronic cigarette liquids during vaping. *Chem. Res. Toxicol.* **2019**, *32*, 1241–1249.
- (50) El-Hage, R.; El-Hellani, A.; Haddad, C.; Salman, R.; Talih, S.; Shihadeh, A.; Eissenberg, T.; Aoun Saliba, N. Toxic emissions resulting from sucralose added to electronic cigarette liquid. *Aerosol Sci. Technol.* **2019**, *53*, 1197–1203.
- (51) Moser, D.; Leitner, P.; Filipek, P. A.; Hussain, S.; Rainer, M.; Jakschitz, T.; Rode, B. M.; Bonn, G. K. Quantification and cytotoxicity of degradation products (chloropropanols) in sucralose containing e-liquids with propylene glycol and glycerol as base. *Toxicol. Appl. Pharmacol.* **2021**, *430*, No. 115727.
- (52) Bekki, K.; Uchiyama, S.; Inaba, Y.; Ushiyama, A. Analysis of furans and pyridines from new generation heated tobacco product in Japan. *Environ. Health Prev. Med.* **2021**, *26*, 89.
- (53) Bentley, M. C.; Almstetter, M.; Arndt, D.; Knorr, A.; Martin, E.; Pospisil, P.; Maeder, S. Comprehensive chemical characterization of the aerosol generated by a heated tobacco product by untargeted screening. *Anal. Bioanal. Chem.* **2020**, *412*, 2675–2685.
- (54) Cho, Y. J.; Thrasher, J. F. Flavour capsule heat-sticks for heated tobacco products. *Tob. Control* **2019**, *28*, e158–e159.
- (55) International Agency for Research on Cancer (IARC). Dry Cleaning, Some Chlorinated Solvents and Other Industrial Chemicals. *IARC Monographs on the Evaluation of Carcinogenic Risks to Humans*; IARC: Lyon, France, 1995; pp 337–372.
- (56) Feng, Z.; Hu, W.; Hu, Y.; Tang, M.-S. Acrolein is a major cigarette-related lung cancer agent. Preferential binding at p53 mutational hotspots and inhibition of DNA repair. *Proc. Natl. Acad. Sci. U.S.A.* **2006**, *103*, 15404–15409.
- (57) DeJarnett, N.; Conklin, D. J.; Riggs, D. W.; Myers, J. A.; O'Toole, T. E.; Hamzeh, L.; Wagner, S.; Chugh, A.; Ramos, K. S.; Srivastava, S.; Higdon, D.; Tollerud, D. J.; DeFilippis, A.; Becher, C.; Wyatt, B.; McCracken, J.; Abplanalp, W.; Rai, S. N.; Ciszewski, T.; Xie, Z.; Yeager, R.; Prabhu, S. D.; Bhatnagar, A. Acrolein exposure is associated with increased cardiovascular disease risk. *Journal of the American Heart Association* **2014**, *3*, e000934.
- (58) Henning, R. J.; Johnson, G. T.; Coyle, J. P.; Harbison, R. D. Acrolein can cause cardiovascular disease: A review. *Cardiovasc. Toxicol.* **2017**, *17*, 227–236.
- (59) International Agency for Research on Cancer (IARC). Re-evaluation of Some Organic Chemicals, Hydrazine and Hydrogen Peroxide. *IARC Monographs on the Evaluation of the Carcinogenic Risk of Chemicals to Humans*; IARC: Lyon, France, 1999.
- (60) International Agency for Research on Cancer (IARC) A Review of Human Carcinogens: Chemical Agents and Related Occupations. *IARC Monographs on the Evaluation of Carcinogenic Risks to Humans*; IARC: Lyon, France, 2012; Vol. 100F.
- (61) Zhang, S.; Villalta, P. W.; Wang, M.; Hecht, S. S. Analysis of crotonaldehyde- and acetaldehyde-derived 1,N<sup>2</sup>-propanodeoxyguanosine adducts in DNA from human tissues using liquid chromatography-electrospray ionization-tandem mass spectrometry. *Chem. Res. Toxicol.* **2006**, *19*, 1386–1392.
- (62) Haussmann, H. J. Use of hazard indices for a theoretical evaluation of cigarette smoke composition. *Chem. Res. Toxicol.* **2012**, *25*, 794–810.
- (63) International Agency for Research on Cancer (IARC). Dry Cleaning, Some Chlorinated Solvents and Other Industrial Chemicals. *IARC Monographs on the Evaluation of Carcinogenic Risks to Humans*; IARC: Lyon, France, 1995; pp 393–407.
- (64) International Agency for Research on Cancer (IARC). Some Industrial Chemicals. *IARC Monographs on the Evaluation of the Carcinogenic Risk of Chemicals to Humans*; IARC: Lyon, France, 1994; pp 73–159.
- (65) Hecht, S. S. Tobacco carcinogens, their biomarkers, and tobacco-induced cancer. *Nature Rev. Cancer* **2003**, *3*, 733–744.
- (66) Mallah, M. A.; Mallah, M. A.; Liu, Y.; Xi, H.; Wang, W.; Feng, F.; Zhang, Q. Relationship between polycyclic aromatic hydrocarbons and cardiovascular diseases: A systematic review. *Front. Public Health* **2021**, *9*, No. 763706.
- (67) Ernstgård, L.; Iregren, A.; Sjögren, B.; Johanson, G. Acute effects of exposure to vapours of acetic acid in humans. *Toxicol. Lett.* **2006**, *165*, 22–30.
- (68) Shusterman, D.; Tarun, A.; Murphy, M. A.; Morris, J. Seasonal allergic rhinitis and normal subjects respond differentially to nasal provocation with acetic acid vapor. *Inhal. Toxicol.* **2005**, *17*, 147–152.
- (69) Pappas, G. P.; Herbert, R. J.; Henderson, W.; Koenig, J.; Stover, B.; Barnhart, S. The respiratory effects of volatile organic compounds. *Int. J. Occup. Environ. Health* **2000**, *6*, 1–8.
- (70) Cheng, S.; Chang-Chien, G.-P.; Huang, Q.; Zhang, Y.-B.; Yan, P.; Zhang, J.; Wang, Y.; Zhang, D.; Teng, G. Global research trends in health effects of volatile organic compounds during the last 16 years: A bibliometric analysis. *Aerosol Air Qual. Res.* **2019**, *19*, 1834–1843.
- (71) Ware, J. H.; Spengler, J. D.; Neas, L. M.; Samet, J. M.; Wagner, G. R.; Coultas, D.; Ozkaynak, H.; Schwab, M. Respiratory and irritant health effects of ambient volatile organic compounds. The Kanawha County Health Study. *Am. J. Epidemiol.* **1993**, *137*, 1287–1301.
- (72) Ran, J.; Qiu, H.; Sun, S.; Yang, A.; Tian, L. Are ambient volatile organic compounds environmental stressors for heart failure? *Environ. Pollut.* **2018**, *242*, 1810–1816.
- (73) Kwon, J. W.; Park, H. W.; Kim, W. J.; Kim, M. G.; Lee, S. J. Exposure to volatile organic compounds and airway inflammation. *Environ. Health* **2018**, *17*, 65.
- (74) Abplanalp, W.; DeJarnett, N.; Riggs, D. W.; Conklin, D. J.; McCracken, J. P.; Srivastava, S.; Xie, Z.; Rai, S.; Bhatnagar, A.; O'Toole, T. E. Benzene exposure is associated with cardiovascular disease risk. *PLoS One* **2017**, *12*, No. e0183602.
- (75) Meier, T.; Deumelandt, P.; Christen, O.; Stangl, G. I.; Riedel, K.; Langer, M. Global burden of sugar-related dental diseases in 168 countries and corresponding health care costs. *J. Dent. Res.* **2017**, *96*, 845–854.
- (76) Warnakulasuriya, S.; Dietrich, T.; Bornstein, M. M.; Casals Peidro, E.; Preshaw, P. M.; Walter, C.; Wennstrom, J. L.; Bergstrom, J. Oral health risks of tobacco use and effects of cessation. *Int. Dent. J.* **2010**, *60*, 7–30.
- (77) Tomar, S. L.; Winn, D. M. Chewing tobacco use and dental caries among U.S. men. *J. Am. Dent. Assoc.* **1999**, *130*, 1601–1610.
- (78) Lindemeyer, R. G.; Baum, R. H.; Hsu, S. C.; Going, R. E. In vitro effect of tobacco on the growth of oral cariogenic streptococci. *J. Am. Dent. Assoc.* **1981**, *103*, 719–722.
- (79) U.S. Food and Drug Administration (FDA), Center for Tobacco Products (CTP). *Guidance for Industry. Reporting Harmful and Potentially Harmful Constituents in Tobacco Products and Tobacco Smoke Under Section 904(a)(3) of the Federal Food, Drug, and Cosmetic Act. Draft Guidance*; U.S. Department of Health and Human Services: Washington, D.C., 2012; <https://fda.report/media/123545/Reporting+Harmful+and+Potentially+Harmful+Constituents+in+To>

bacco+Products+and+Tobacco+Smoke+Under+Section+904(a)(3)+of+the+Federal+Food,+Drug,+and+Cosmetic+Act.pdf.

(80) Hoffmann, D.; Hoffmann, I. The changing cigarette, 1950–1995. *J. Toxicol. Environ. Health* **1997**, *50*, 307–364.

(81) Alpert, H. R.; Agaku, I. T.; Connolly, G. N. A study of pyrazines in cigarettes and how additives might be used to enhance tobacco addiction. *Tob. Control* **2016**, *25*, 444–450.

(82) Foddai, M.; Dosia, G.; Spiga, S.; Diana, M. Acetaldehyde increases dopaminergic neuronal activity in the VTA. *Neuropsychopharmacology* **2004**, *29*, 530–536.

(83) Belluzzi, J. D.; Wang, R.; Leslie, F. M. Acetaldehyde enhances acquisition of nicotine self-administration in adolescent rats. *Neuropsychopharmacology* **2005**, *30*, 705–712.

(84) Maziak, W.; Ward, K. D.; Afifi Soweid, R. A.; Eissenberg, T. Tobacco smoking using a waterpipe: A re-emerging strain in a global epidemic. *Tob. Control* **2004**, *13*, 327–333.

(85) Kassem, N. O.; Jackson, S. R.; Boman-Davis, M.; Kassem, N. O.; Liles, S.; Daffa, R. M.; Yasmin, R.; Madanat, H.; Hovell, M. F. Hookah smoking and facilitators/barriers to lounge use among students at a U.S. university. *Am. J. Health Behav.* **2015**, *39*, 832–848.

(86) Maziak, W.; Taleb, Z. B.; Bahelah, R.; Islam, F.; Jaber, R.; Auf, R.; Salloum, R. G. The global epidemiology of waterpipe smoking. *Tob. Control* **2015**, *24*, i3–i12.

(87) Smith-Simone, S.; Maziak, W.; Ward, K. D.; Eissenberg, T. Waterpipe tobacco smoking: Knowledge, attitudes, beliefs, and behavior in two U.S. samples. *Nicotine Tob. Res.* **2008**, *10*, 393–398.

(88) Ben Taleb, Z.; Breland, A.; Bahelah, R.; Kalan, M. E.; Vargas-Rivera, M.; Jaber, R.; Eissenberg, T.; Maziak, W. Flavored versus nonflavored waterpipe tobacco: A comparison of toxicant exposure, puff topography, subjective experiences, and harm perceptions. *Nicotine Tob. Res.* **2019**, *21*, 1213–1219.

(89) Kassem, N. O.; Kassem, N. O.; Jackson, S. R.; Daffa, R. M.; Liles, S.; Hovell, M. F. Arab-American hookah smokers: Initiation, and pros and cons of hookah use. *Am. J. Health Behav.* **2015**, *39*, 680–697.

(90) Seidenberg, A. B.; Jo, C. L.; Ribisl, K. M. Knowledge and awareness of added sugar in cigarettes. *Nicotine Tob. Res.* **2019**, *21*, 1689–1694.

(91) Carter, S. M.; Chapman, S. Smokers and non-smokers talk about regulatory options in tobacco control. *Tob. Control* **2006**, *15*, 398–404.

(92) Nair, U. *Additives in Tobacco Products: Contribution of Carob Bean Extract, Cellulose Fibre, Guar Gum, Liquorice, Menthol, Prune Juice Concentrate and Vanillin to Attractiveness, Addictiveness and Toxicity of Tobacco Smoking*; German Cancer Research Center: Heidelberg, Germany, 2012.

(93) Khalil, J.; Heath, R. L.; Nakkash, R. T.; Afifi, R. A. The tobacco health nexus? Health messages in narghile advertisements. *Tob. Control* **2009**, *18*, 420–421.

(94) Akl, E. A.; Jawad, M.; Lam, W. Y.; Co, C. N.; Obeid, R.; Irani, J. Motives, beliefs and attitudes towards waterpipe tobacco smoking: a systematic review. *Harm Reduct. J.* **2013**, *10*, 12.

(95) United States Food and Drug Administration (FDA). Pre-market tobacco product applications and recordkeeping requirements, 21 CFR Parts 1100, 1107 and 1114 [Docket No. FDA-2019-N-2854]. *Federal Register* **2021**, *86*, 55300–55439.

(96) United States Food and Drug Administration (FDA). Content and Format of Substantial Equivalence Reports; Food and Drug Administration Actions on Substantial Equivalence Reports. *Federal Register* **2021**, *86*, 55224–55300.

(97) Ashley, D. L. *FDA Submission Tracking Number (STN): SE0000276*; United States Food and Drug Administration (FDA): Silver Spring, MD, 2015; <https://wayback.archive-it.org/7993/20190424140901/https://www.fda.gov/downloads/TobaccoProducts/Labeling/MarketingandAdvertising/UCM462403.pdf> (accessed Oct 4, 2024).

(98) Holman, M. R. *FDA Submission Tracking Number (STN): SE0003026*; United States Food and Drug Administration (FDA): Silver Spring, MD, 2018; <https://www.fda.gov/media/122569/download> (accessed Oct 4, 2024).

(99) Ferreira, C. G.; Silveira, D.; Hatsukami, D. K.; Paumgarten, F. J.; Fong, G. T.; Gloria, M. B.; Toledo, M. C.; Talhout, R. The effect of tobacco additives on smoking initiation and maintenance. *Cad. Saude Publica* **2015**, *31*, 223–225.

(100) Tang, K.; Liang, L.; Cai, Y.; Mou, S. Determination of sugars and alditols in tobacco with high performance anion-exchange chromatography. *J. Sep. Sci.* **2007**, *30*, 2160–2166.