

Lawrence Berkeley National Laboratory

Recent Work

Title

RADIATION-INDUCED DEGASSING OF CRYOPUMPS

Permalink

<https://escholarship.org/uc/item/9kj9n0vs>

Author

Graham, W. G.

Publication Date

1978-06-01

To be presented at the Annual American
Nuclear Society Meeting, Washington, D. C.,
November 12-17, 1978

LBL-7941

c.2

RADIATION-INDUCED DEGASSING OF CRYOPUMPS

William G. Graham and Lawrence Ruby

RECEIVED
LAWRENCE
BERKELEY LABORATORY

AUG 30 1978


June 1978

LIBRARY AND
DOCUMENTS SECTION

Prepared for the U. S. Department of Energy
under Contract W-7405-ENG-48

TWO-WEEK LOAN COPY

*This is a Library Circulating Copy
which may be borrowed for two weeks.
For a personal retention copy, call
Tech. Info. Division, Ext. 6782*



*LBL-7941
c.2*

DISCLAIMER

This document was prepared as an account of work sponsored by the United States Government. While this document is believed to contain correct information, neither the United States Government nor any agency thereof, nor the Regents of the University of California, nor any of their employees, makes any warranty, express or implied, or assumes any legal responsibility for the accuracy, completeness, or usefulness of any information, apparatus, product, or process disclosed, or represents that its use would not infringe privately owned rights. Reference herein to any specific commercial product, process, or service by its trade name, trademark, manufacturer, or otherwise, does not necessarily constitute or imply its endorsement, recommendation, or favoring by the United States Government or any agency thereof, or the Regents of the University of California. The views and opinions of authors expressed herein do not necessarily state or reflect those of the United States Government or any agency thereof or the Regents of the University of California.

submitted to the November 12-17, 1978 Meeting
of the American Nuclear Society in Washington, D.C.

Radiation-Induced Degassing of Cryopumps

William G. Graham and Lawrence Ruby

Lawrence Berkeley Laboratory
Berkeley, California 94720

The possibility of radiation-induced degassing of cryopumps is important in connection with fusion reactors utilizing neutral-beam injectors. Calculations¹ in the case of TFTR, based on 20 MW of D-T fusion power and thermally isolated cryopanel made of copper, considered 2 important cases: No streaming radiation visible to the cryopanel, giving a (combined neutron and gamma) heat load of $4.6 \times 10^{-4} \text{ W/cm}^3$ in the panel; and streaming radiation visible to the cryopanel at a further distance from the torus, giving a heat load of $1.7 \times 10^{-3} \text{ W/cm}^3$ in the panel. In the former case, the transient temperature rise was estimated as 1 K/s, and in the latter case, as 7.3 K/s. The latter-case result predicts that the portion of the cryopump affected would be degassed during a 0.5-s pulse, since the vapor pressure of deuterium at 8 K is 8×10^{-4} Torr. More recent calculations² employing continuously-cooled stainless-steel cryopanel of the type actually used in TFTR, and assuming a heat load of $1.34 \times 10^{-2} \text{ W/cm}^3$, predicted that the temperature rise in the panel would only be 0.029 K during a 0.5-second pulse. Neither of the calculations attempted to evaluate the possible effects of individual neutron or gamma-ray interactions.

A small test cryopump^{3,4} has been constructed at LLL. One purpose to which the test cryopump has been put is to investigate a possible radiation-induced degassing effect. No satisfactory simulator exists for the radiation pulse characteristic of a magnetic-confinement fusion reactor, and so a conveniently available pulsed source of neutrons and gamma rays has been used for the initial study. This source is the TRIGA Mark III Reactor at the University of California, Berkeley.

A dry exposure room, measuring about 3.5 m on a side, allows the irradiation of large objects either in a pulsed or a continuous mode. Figure 1 shows the cryopump installed in the Exposure Room of the Reactor.

The pulses produced by the reactor had a half width of about 12 ms. The maximum fast-neutron fluence on the cryopump was about $2 \times 10^{11} \text{ cm}^{-2}$, the thermal-neutron fluence $3 \times 10^9 \text{ cm}^{-2}$, and the gamma-ray dose $6 \times 10^3 \text{ rad}$. The tests were usually performed by supplying 2 TRIGA pulses to the cryopump. The first pulse was fired with the cryopump unloaded with deuterium. Then, the cryopump was filled with the administrative limit⁴ of deuterium. With the loading completed, the second pulse was then fired. The cryopump was instrumented with both a nude and a glass-enclosed vacuum gauge. Each was powered from a special power supply capable of a 1 ms response time. Additional instrumentation consisted of temperature measuring devices on the liquid-nitrogen-cooled and liquid-helium-cooled surfaces of the cryopump.

The pressure-gauge response of the system to the TRIGA pulses is shown in Fig. 2. With an unloaded cryopump, an apparent pressure pulse is produced which is only slightly longer than the reactor pulse itself. In separate experiments, it was found that a similarly appearing pulse is produced by a completely sealed-off vacuum gauge. However, as can be seen from the Figure, with a deuterium-loaded cryopump, a very much larger pressure pulse was produced, which had a long exponential tail, characteristic of a re-pumpdown of the system. The pumping speed, as computed from the exponential, is about half that observed previously when the cryopump was subjected to D_2 -gas pulses, in the absence of radiation. Additional experiments were run with the core of the reactor retracted somewhat into the pool, in order to change the mix of gamma rays, thermal neutrons, and fast neutrons so as to preferentially depress the latter. Progressive retraction of the core caused the degassing effect to be reduced, and finally to disappear entirely. Monitoring

of the neutron and gamma fluences was accomplished by exposing high-purity foils and TLDs, respectively. Data on neutron and gamma fluences for the various core positions will be presented, as well as an explanation of the possible outgassing mechanism.

REFERENCES

1. J. E. Faulkner, G. Gibson, and J. Jedruch, "TFTR Nuclear Radiation Analyses" Westinghouse Fusion Power Systems Report WFPS-TME-022, November, 1975.
2. L. E. Pittenger, "Time Dependent Temperature Rise of Cryopanel Due To Uniformly Deposited Heat Load from TFTR", Lawrence Livermore Laboratory Engineering Note ENE 76-16, May 25, 1976.
3. K. H. Berkner, P. K. Law, R. V. Pyle, L. Ruby, L. C. Pittenger, and L. E. Valby, Trans. Am. Nucl. Soc. 26, 73 (1977).
4. W. G. Graham, T. H. Lim, and L. Ruby, "Explosion Potential of Neutral-Beam Source Cryopumps for TFTR", Transactions of the Third American Nuclear Society Topical Meeting on the Technology of Controlled Nuclear Fusion, Santa Fe, New Mexico, May 9-11, 1978, Electric Power Research Institute Publisher.

CAPTIONS

Figure 1: Cryopump in Reactor Exposure Room

Figure 2: Cryopump Response to a Reactor Pulse

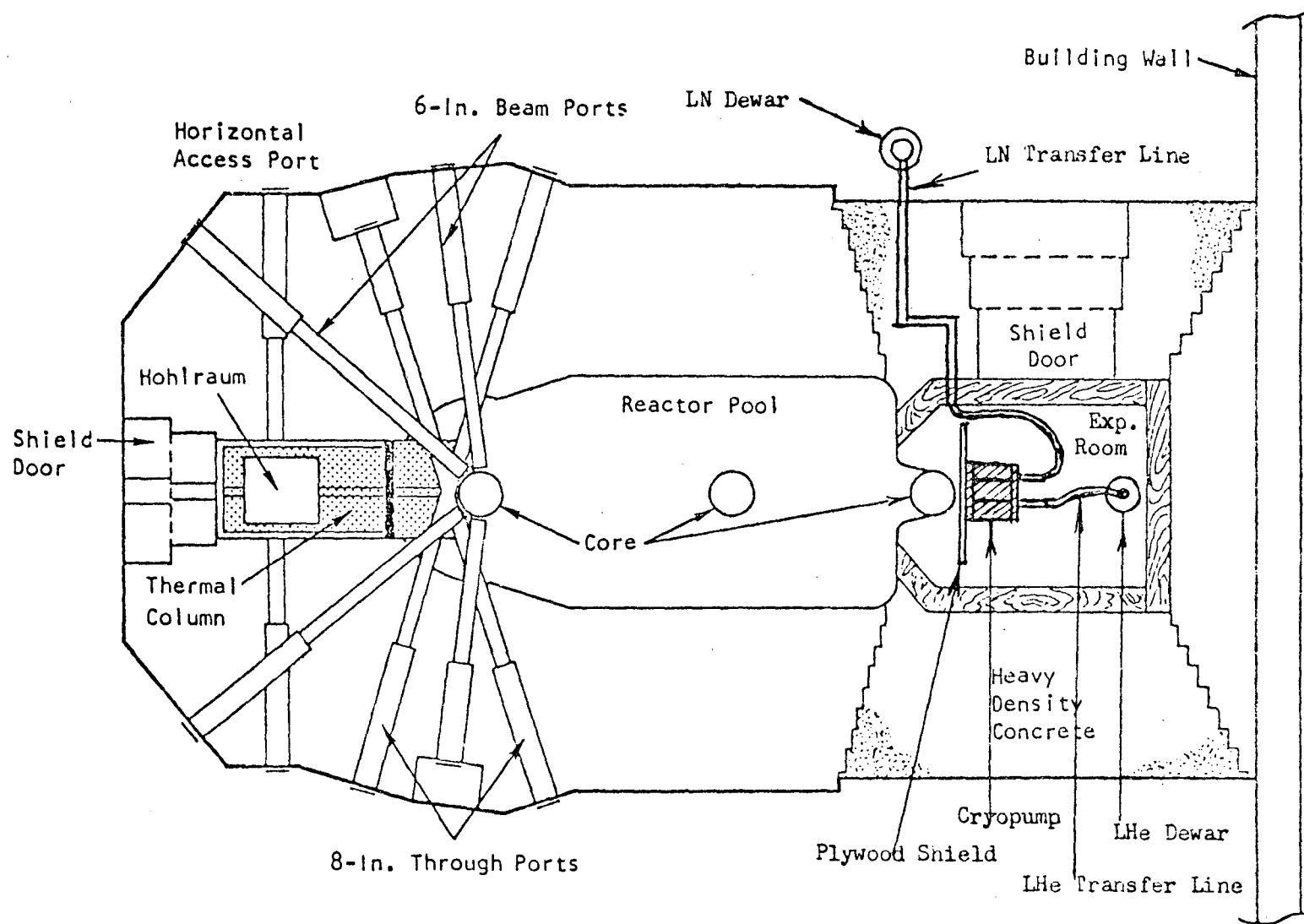
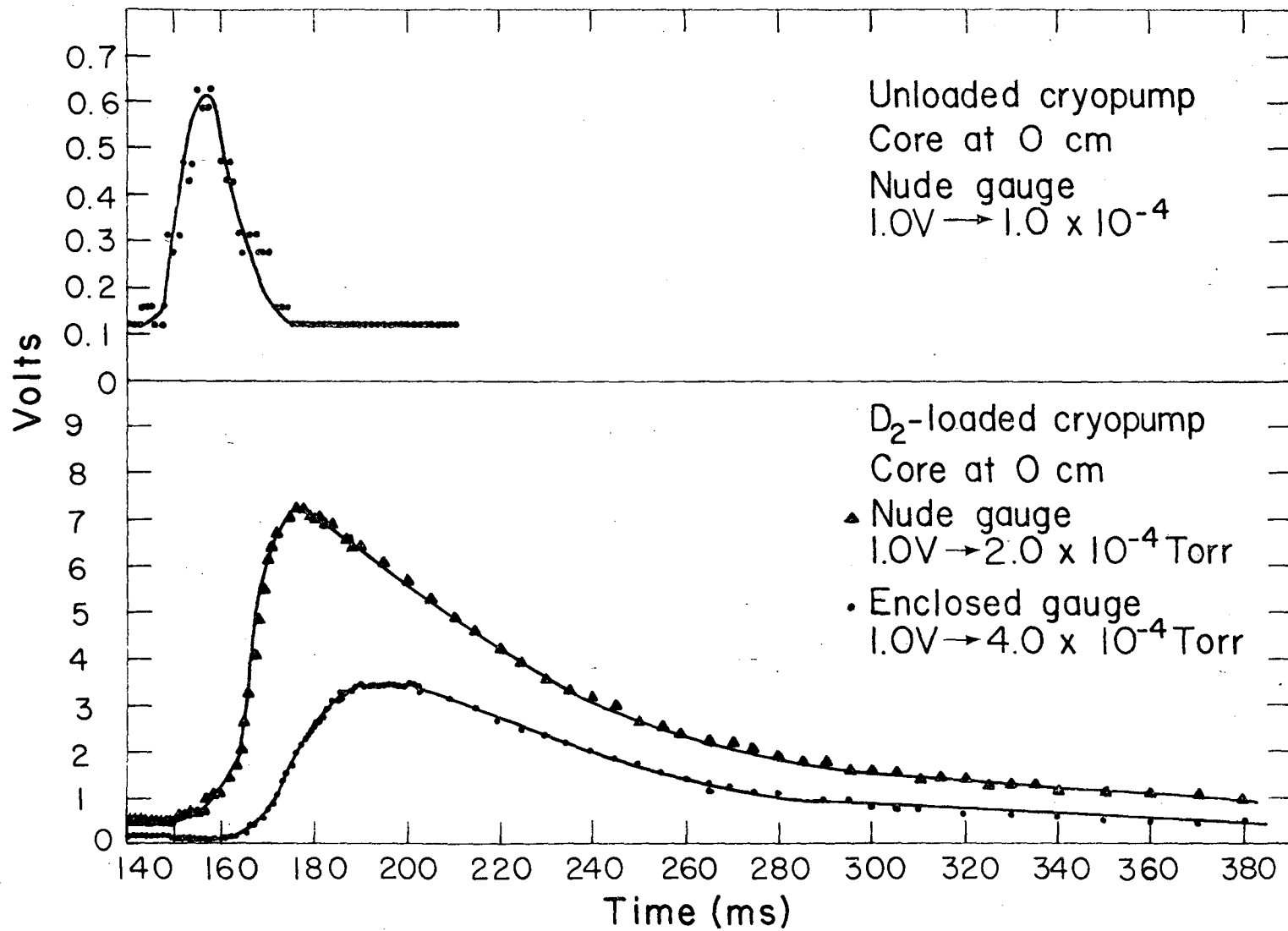


Fig. 1

XBL 786-9331



XBL 786-1170

Fig. 2

This report was done with support from the Department of Energy. Any conclusions or opinions expressed in this report represent solely those of the author(s) and not necessarily those of The Regents of the University of California, the Lawrence Berkeley Laboratory or the Department of Energy.

TECHNICAL INFORMATION DEPARTMENT
LAWRENCE BERKELEY LABORATORY
UNIVERSITY OF CALIFORNIA
BERKELEY, CALIFORNIA 94720