

# Lawrence Berkeley National Laboratory

## Recent Work

### Title

OXIDATION KINETICS AND MICROCRACKING IN SUPERCONDUCTING YBA<sub>2</sub>CU<sub>3</sub>O<sub>7-X</sub> CERAMICS

### Permalink

<https://escholarship.org/uc/item/9m68q6g7>

### Authors

Richardson, T.J  
DeJonghe, L.C.

### Publication Date

1989-03-01

Center for Advanced Materials

# CAM

Presented at the TMS Symposium on High Temperature Superconducting Oxides, Las Vegas, NV, February 27-28, 1989 and to be published in the Proceedings


RECEIVED  
LAWRENCE  
BERKELEY  
LIBRARY COPY

Oxidation Kinetics  
in Superconductors

T.J. Richardson and

**TWO-WEEK LOAN COPY**  
This is a Library Circulating Copy  
which may be borrowed for two weeks.

March 1989



**Materials and Chemical Sciences Division**  
**Lawrence Berkeley Laboratory • University of California**  
ONE CYCLOTRON ROAD, BERKELEY, CA 94720 • (415) 486-4755

LBL-26822 c.2

## **DISCLAIMER**

This document was prepared as an account of work sponsored by the United States Government. While this document is believed to contain correct information, neither the United States Government nor any agency thereof, nor the Regents of the University of California, nor any of their employees, makes any warranty, express or implied, or assumes any legal responsibility for the accuracy, completeness, or usefulness of any information, apparatus, product, or process disclosed, or represents that its use would not infringe privately owned rights. Reference herein to any specific commercial product, process, or service by its trade name, trademark, manufacturer, or otherwise, does not necessarily constitute or imply its endorsement, recommendation, or favoring by the United States Government or any agency thereof, or the Regents of the University of California. The views and opinions of authors expressed herein do not necessarily state or reflect those of the United States Government or any agency thereof or the Regents of the University of California.

OXIDATION KINETICS AND MICROCRACKING IN SUPERCONDUCTING

$\text{YBa}_2\text{Cu}_3\text{O}_{7-x}$  CERAMICS

Thomas J. Richardson and Lutgard C. De Jonghe

Center for Advanced Materials

Materials and Chemical Sciences Division

Lawrence Berkeley Laboratory

One Cyclotron Road

Berkeley, CA 94720

This work was supported by the Division of Materials Science, Office of Basic Energy Sciences, U.S. Department of Energy, under Contract No. DE-AC03-76SF00098; and the Electric Power Research Institute.

## Abstract

The anisotropic expansion and contraction of crystals of  $\text{YBa}_2\text{Cu}_3\text{O}_{7-x}$  (YBCO) during thermal processing, oxygenation and cryo-cooling result in intra- and intergranular stresses that are largely relieved by microcracking. Acoustic emission signals produced during microcracking are qualitative and quantitative measures of the degradation in strength and electrical connectivity in a sintered ceramic. A method is described for detecting and evaluating acoustic emission generated within YBCO samples during processing. The intensity, onset temperature and duration of cracking during post-sintering cooldown depend upon the oxygen partial pressure. Sudden changes in oxygen pressure also induce cracking. The influence on cracking of sample porosity is also discussed.

## Introduction

$\text{YBa}_2\text{Cu}_3\text{O}_{7-x}$  (YBCO) undergoes a phase transition from a tetragonal, non-superconducting, oxygen-poor phase to an orthorhombic, superconducting, oxygen-rich phase during cooling through a transition temperature which is dependent upon the oxygen partial pressure. The transition occurs over a rather narrow range of oxygen stoichiometry and is accompanied by a strongly anisotropic lattice distortion (1,2). The uptake of oxygen is rapid at temperatures above  $400^\circ\text{C}$  (3), resulting in rapid dimensional changes as the transition takes place (4). In sintered polycrystalline samples the induced strain causes inter- and intra-grain cracking, visible in optical and electron micrographs. These cracks reduce the strength of the ceramic, its current-carrying capacity, and its resistance to environmental attack. Here we report preliminary results of an acoustic emission study of microcracking in YBCO.

## Experimental Details

The acoustic emission apparatus (shown schematically in Figure 1) consists of a sample holder enclosed in a tube equipped with gas flow controls. A piezoelectric sensor coupled to the sample by means of an acoustic waveguide converts the acoustic signals to voltages which are digitized and processed by the Acoustic Emission Technologies System 5000. The flow tube, sample holder, and waveguide are made of fused silica. A light spring maintains contact between waveguide and sample.

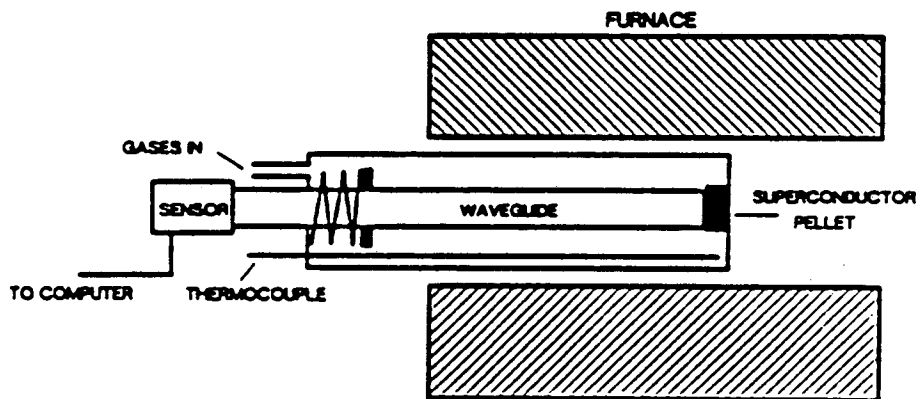


Figure 1 - Acoustic emission apparatus.

Uniaxially pressed powder compacts of YBCO with a relative green density of 67% were mounted in the apparatus, sintered at  $940^\circ\text{C}$  to a final density of 80-85% and cooled under carefully controlled conditions of temperature and oxygen partial pressure.

## Results

Sintering and cooling ( $50^\circ/\text{hour}$ ) in an atmosphere of pure argon resulted in a low and fairly constant level of emissions during the cooldown phase (Figure 2, upper trace). In air or in pure oxygen, however, a great deal of acoustic activity was observed during cooling (Figure 2, middle and lower traces). In air, intense cracking begins at about  $500^\circ\text{C}$ , peaks around  $400^\circ\text{C}$ , and continues down to about  $300^\circ\text{C}$ . In oxygen, the onset of cracking takes place at about  $600^\circ\text{C}$ , and the

temperature range of high cracking intensity is narrower.

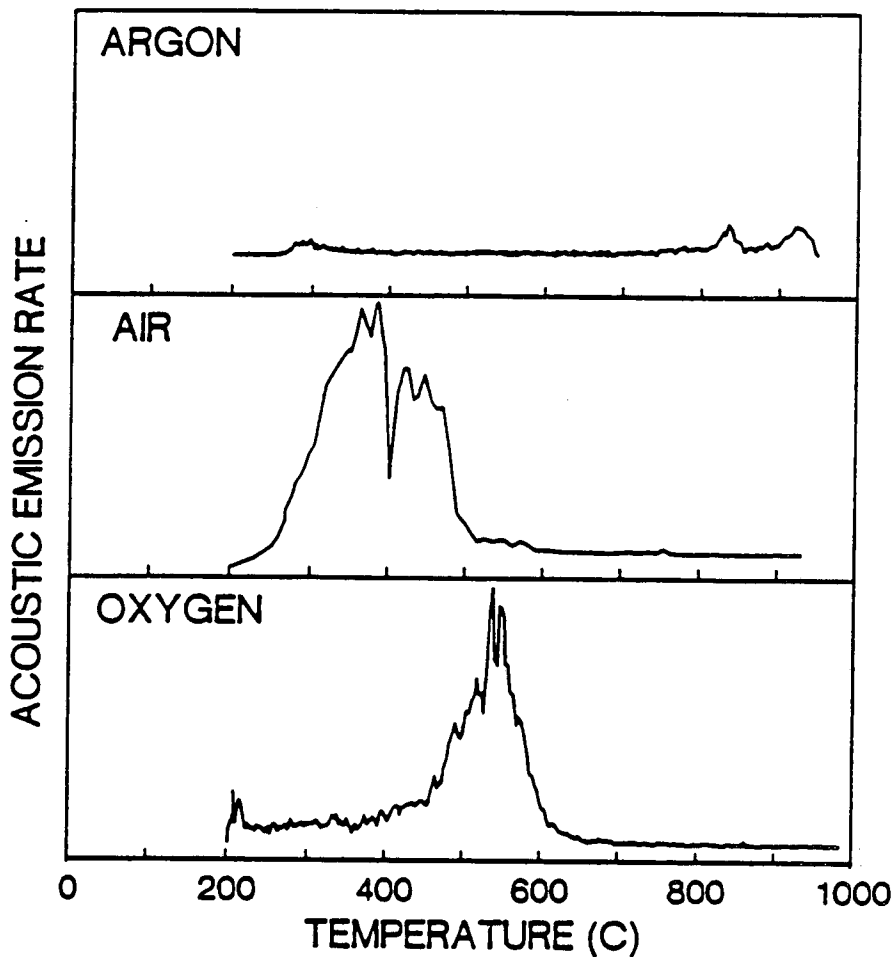


Figure 2 - Acoustic emission during cooling.

Further experiments, in which the  $O_2$  pressure was changed rapidly at constant temperature, show that cracking<sup>2</sup> also results from removal of oxygen from the ceramic, albeit at a lower intensity than for oxygen introduction. Typical data for a sample held at 600°C while the ambient gas was rapidly changed from oxygen to argon and back to oxygen are shown in Figure 3. The relative AE intensity for increasing vs. decreasing oxygen content is temperature dependent as are the absolute intensities. These observations are consistent with the known oxygen uptake/discharge kinetics of YBCO (3,4).

Cold isostatic pressing of the ceramic powder to a relative density of 76% followed by sintering and cooling in oxygen resulted in a final density of 90-92%. The intensity of cracking during cooling of these samples was not significantly different from that observed for porous samples. The more dense pellets reacted more slowly to rapid changes in  $O_2$  partial pressure at constant temperature, giving broader peaks for both oxygenation and deoxygenation. The integrated intensities of the cracking responses were, however, not reduced.

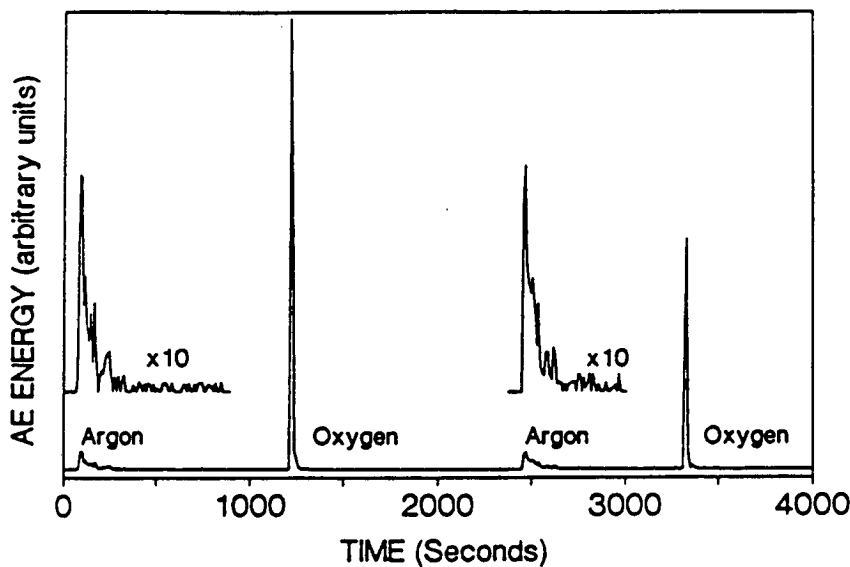


Figure 3 - AE due to rapid changes in oxygen partial pressure at 600°C.

### Discussion

By detecting and processing acoustic signals generated within the ceramic material during heat treatment and manipulation of oxygen partial pressures, a direct correlation has been found between oxygenation and microcracking. While it is not possible in experiments conducted at ambient pressure to completely separate cracking due to oxygenation stress and cracking due to anisotropic thermal contraction, the strong dependence of cracking behavior on oxygen partial pressure demonstrates the importance of oxygen uptake in the production of microcracking.

In order to minimize microcracking during ceramic superconductor processing, it is essential to avoid unnecessary changes in temperature or oxygen partial pressure. While the relationship between microstructure and cracking is not yet well-defined, it may be that a critical grain size exists, below which microcracking is greatly reduced.

Acoustic emission detection offers a unique means of determining the causes and extent of microcracking during ceramic processing. A comprehensive study of the effects of variations in processing parameters and composition on cracking in sintered YBCO and of the effects of cracking on critical current density is under way with the goal of reducing or eliminating cracking and mitigating its deleterious consequences.

### References

1. J. D. Jorgensen, M. A. Beno, D. G. Hinks, L. Soderholm, K. Volin, R. L. Hitterman, J. D. Grace, I. K. Schuller, C. U. Segre, K. Zhang, and M. S. Kleefisch, "Oxygen Ordering and the Orthorhombic-to-Tetragonal Phase Transition in  $\text{YBa}_2\text{Cu}_3\text{O}_{7-x}$ ," Physical Review B, 36 (1987) 3608-3616.
2. T. J. Kistenmacher, "Mapping the Orthorhombic-to-Tetragonal Transition at Ambient Temperature in  $\text{YBa}_2\text{Cu}_3\text{O}_{7-x}$  Ceramics," Journal of Applied Physics, 64 (1988) 5067-5070.



3. K. Tu, N. C. Yeh, S. I. Park, and C. C. Tsuei, "Diffusion of Oxygen in Superconducting  $\text{YBa}_2\text{Cu}_3\text{O}_{7-x}$  Ceramic Oxides," Physical Review B, 39 (1989) 304-314.
4. H. M. O'Bryan and P. K. Gallagher, "Kinetics of the Oxidation of  $\text{YBa}_2\text{Cu}_3\text{O}_{7-x}$  Ceramics," Journal of Materials Research, 3 (1988) 619-625.

LAWRENCE BERKELEY LABORATORY  
CENTER FOR ADVANCED MATERIALS  
1 CYCLOTRON ROAD  
BERKELEY, CALIFORNIA 94720