

UC Berkeley

UC Berkeley Previously Published Works

Title

Measurement of the $B^0 \rightarrow K^{*}(1430)0\gamma$ and $B^+ \rightarrow K^{*}(1430)+\gamma$ branching fractions

Permalink

<https://escholarship.org/uc/item/9nm563b0>

Journal

Physical Review D, 70(9)

ISSN

2470-0010

Authors

Aubert, B
Barate, R
Boutigny, D
[et al.](#)

Publication Date

2004-11-01

DOI

10.1103/physrevd.70.091105

Copyright Information

This work is made available under the terms of a Creative Commons Attribution License, available at <https://creativecommons.org/licenses/by/4.0/>

Peer reviewed

Measurement of the $B^0 \rightarrow K_2^*(1430)^0 \gamma$ and $B^+ \rightarrow K_2^*(1430)^+ \gamma$ branching fractions

B. Aubert,¹ R. Barate,¹ D. Boutigny,¹ F. Couderc,¹ J.-M. Gaillard,¹ A. Hicheur,¹ Y. Karyotakis,¹ J. P. Lees,¹ V. Tisserand,¹ A. Zghiche,¹ A. Palano,² A. Pompili,² J. C. Chen,³ N. D. Qi,³ G. Rong,³ P. Wang,³ Y. S. Zhu,³ G. Eigen,⁴ I. Ofte,⁴ B. Stugu,⁴ G. S. Abrams,⁵ A. W. Borgland,⁵ A. B. Breon,⁵ D. N. Brown,⁵ J. Button-Shafer,⁵ R. N. Cahn,⁵ E. Charles,⁵ C. T. Day,⁵ M. S. Gill,⁵ A. V. Gritsan,⁵ Y. Groysman,⁵ R. G. Jacobsen,⁵ R. W. Kadel,⁵ J. Kadyk,⁵ L. T. Kerth,⁵ Yu. G. Kolomensky,⁵ G. Kukartsev,⁵ G. Lynch,⁵ L. M. Mir,⁵ P. J. Oddone,⁵ T. J. Orimoto,⁵ M. Pripstein,⁵ N. A. Roe,⁵ M. T. Ronan,⁵ V. G. Shelkov,⁵ W. A. Wenzel,⁵ M. Barrett,⁶ K. E. Ford,⁶ T. J. Harrison,⁶ A. J. Hart,⁶ C. M. Hawkes,⁶ S. E. Morgan,⁶ A. T. Watson,⁶ M. Fritsch,⁷ K. Goetzen,⁷ T. Held,⁷ H. Koch,⁷ B. Lewandowski,⁷ M. Pelizaeus,⁷ M. Steinke,⁷ J. T. Boyd,⁸ N. Chevalier,⁸ W. N. Cottingham,⁸ M. P. Kelly,⁸ T. E. Latham,⁸ F. F. Wilson,⁸ T. Cuhadar-Donszelmann,⁹ C. Hearty,⁹ N. S. Knecht,⁹ T. S. Mattison,⁹ J. A. McKenna,⁹ D. Thiessen,⁹ A. Khan,¹⁰ P. Kyberd,¹⁰ L. Teodorescu,¹⁰ A. E. Blinov,¹¹ V. E. Blinov,¹¹ V. P. Druzhinin,¹¹ V. B. Golubev,¹¹ V. N. Ivanchenko,¹¹ E. A. Kravchenko,¹¹ A. P. Onuchin,¹¹ S. I. Serednyakov,¹¹ Yu. I. Skovpen,¹¹ E. P. Solodov,¹¹ A. N. Yushkov,¹¹ D. Best,¹² M. Bruinsma,¹² M. Chao,¹² I. Eschrich,¹² D. Kirkby,¹² A. J. Lankford,¹² M. Mandelkern,¹² R. K. Mommsen,¹² W. Roethel,¹² D. P. Stoker,¹² C. Buchanan,¹³ B. L. Hartfiel,¹³ S. D. Foulkes,¹⁴ J. W. Gary,¹⁴ B. C. Shen,¹⁴ K. Wang,¹⁴ D. del Re,¹⁵ H. K. Hadavand,¹⁵ E. J. Hill,¹⁵ D. B. MacFarlane,¹⁵ H. P. Paar,¹⁵ Sh. Rahatlou,¹⁵ V. Sharma,¹⁵ J. W. Berryhill,¹⁶ C. Campagnari,¹⁶ B. Dahmes,¹⁶ S. L. Levy,¹⁶ O. Long,¹⁶ A. Lu,¹⁶ M. A. Mazur,¹⁶ J. D. Richman,¹⁶ W. Verkerke,¹⁶ T. W. Beck,¹⁷ A. M. Eisner,¹⁷ C. A. Heusch,¹⁷ J. Kroseberg,¹⁷ W. S. Lockman,¹⁷ G. Nesom,¹⁷ T. Schalk,¹⁷ B. A. Schumm,¹⁷ A. Seiden,¹⁷ P. Spradlin,¹⁷ D. C. Williams,¹⁷ M. G. Wilson,¹⁷ J. Albert,¹⁸ E. Chen,¹⁸ G. P. Dubois-Felsmann,¹⁸ A. Dvoretzki,¹⁸ D. G. Hitlin,¹⁸ I. Narsky,¹⁸ T. Piatenko,¹⁸ F. C. Porter,¹⁸ A. Ryd,¹⁸ A. Samuel,¹⁸ S. Yang,¹⁸ S. Jayatilake,¹⁹ G. Mancinelli,¹⁹ B. T. Meadows,¹⁹ M. D. Sokoloff,¹⁹ T. Abe,²⁰ F. Blanc,²⁰ P. Bloom,²⁰ S. Chen,²⁰ W. T. Ford,²⁰ U. Nauenberg,²⁰ A. Olivas,²⁰ P. Rankin,²⁰ J. G. Smith,²⁰ J. Zhang,²⁰ L. Zhang,²⁰ A. Chen,²¹ J. L. Harton,²¹ A. Soffer,²¹ W. H. Toki,²¹ R. J. Wilson,²¹ Q. L. Zeng,²¹ D. Altenburg,²² T. Brandt,²² J. Brose,²² M. Dickopp,²² E. Feltresi,²² A. Hauke,²² H. M. Lacker,²² R. Müller-Pfefferkorn,²² R. Nogowski,²² S. Otto,²² A. Petzold,²² J. Schubert,²² K. R. Schubert,²² R. Schwierz,²² B. Spaan,²² J. E. Sundermann,²² D. Bernard,²³ G. R. Bonneaud,²³ F. Brochard,²³ P. Grenier,²³ S. Schrenk,²³ Ch. Thiebaux,²³ G. Vasileiadis,²³ M. Verderi,²³ D. J. Bard,²⁴ P. J. Clark,²⁴ D. Lavin,²⁴ F. Muheim,²⁴ S. Playfer,²⁴ Y. Xie,²⁴ M. Andreotti,²⁵ V. Azzolini,²⁵ D. Bettoni,²⁵ C. Bozzi,²⁵ R. Calabrese,²⁵ G. Cibinetto,²⁵ E. Luppi,²⁵ M. Negrini,²⁵ L. Piemontese,²⁵ A. Sarti,²⁵ E. Treadwell,²⁶ F. Anulli,²⁷ R. Baldini-Ferrolli,²⁷ A. Calcaterra,²⁷ R. de Sangro,²⁷ G. Finocchiaro,²⁷ P. Patteri,²⁷ I. M. Peruzzi,²⁷ M. Piccolo,²⁷ A. Zallo,²⁷ A. Buzzo,²⁸ R. Capra,²⁸ R. Contri,²⁸ G. Crosetti,²⁸ M. Lo Vetere,²⁸ M. Macri,²⁸ M. R. Monge,²⁸ S. Passaggio,²⁸ C. Patrignani,²⁸ E. Robutti,²⁸ A. Santroni,²⁸ S. Tosi,²⁸ S. Bailey,²⁹ G. Brandenburg,²⁹ M. Morii,²⁹ E. Won,²⁹ R. S. Dubitzky,³⁰ U. Langenegger,³⁰ W. Bhimji,³¹ D. A. Bowerman,³¹ P. D. Dauncey,³¹ U. Egede,³¹ J. R. Gaillard,³¹ G. W. Morton,³¹ J. A. Nash,³¹ M. B. Nikolich,³¹ G. P. Taylor,³¹ M. J. Charles,³² G. J. Grenier,³² U. Mallik,³² J. Cochran,³³ H. B. Crawley,³³ J. Lamsa,³³ W. T. Meyer,³³ S. Prell,³³ E. I. Rosenberg,³³ A. E. Rubin,³³ J. Yi,³³ M. Biasini,³⁴ R. Covarelli,³⁴ M. Pioppi,³⁴ M. Davier,³⁵ X. Giroux,³⁵ G. Grosdidier,³⁵ A. Höcker,³⁵ S. Laplace,³⁵ F. Le Diberder,³⁵ V. Lepeltier,³⁵ A. M. Lutz,³⁵ T. C. Petersen,³⁵ S. Piaszczyński,³⁵ M. H. Schune,³⁵ L. Tantot,³⁵ G. Wormser,³⁵ C. H. Cheng,³⁶ D. J. Lange,³⁶ M. C. Simani,³⁶ D. M. Wright,³⁶ A. J. Bevan,³⁷ C. A. Chavez,³⁷ J. P. Coleman,³⁷ I. J. Forster,³⁷ J. R. Fry,³⁷ E. Gabathuler,³⁷ R. Gamet,³⁷ R. J. Parry,³⁷ D. J. Payne,³⁷ R. J. Sloane,³⁷ C. Touramanis,³⁷ J. J. Back,^{38,*} C. M. Cormack,³⁸ P. F. Harrison,^{38,*} F. Di Lodovico,³⁸ G. B. Mohanty,^{38,*} C. L. Brown,³⁹ G. Cowan,³⁹ R. L. Flack,³⁹ H. U. Flaecher,³⁹ M. G. Green,³⁹ P. S. Jackson,³⁹ T. R. McMahon,³⁹ S. Ricciardi,³⁹ F. Salvatore,³⁹ M. A. Winter,³⁹ D. Brown,⁴⁰ C. L. Davis,⁴⁰ J. Allison,⁴¹ N. R. Barlow,⁴¹ R. J. Barlow,⁴¹ P. A. Hart,⁴¹ M. C. Hodgkinson,⁴¹ G. D. Lafferty,⁴¹ A. J. Lyon,⁴¹ J. C. Williams,⁴¹ A. Farbin,⁴² W. D. Hulsbergen,⁴² A. Jawahery,⁴² D. Kovalskyi,⁴² C. K. Lae,⁴² V. Lillard,⁴² D. A. Roberts,⁴² G. Blaylock,⁴³ C. Dallapiccola,⁴³ K. T. Flood,⁴³ S. S. Hertzbach,⁴³ R. Kofler,⁴³ V. B. Koptchev,⁴³ T. B. Moore,⁴³ S. Saremi,⁴³ H. Staengle,⁴³ S. Willocq,⁴³ R. Cowan,⁴⁴ G. Sciolla,⁴⁴ S. J. Sekula,⁴⁴ F. Taylor,⁴⁴ R. K. Yamamoto,⁴⁴ D. J. J. Mangeol,⁴⁵ P. M. Patel,⁴⁵ S. H. Robertson,⁴⁵ A. Lazzaro,⁴⁶ F. Palombo,⁴⁶ J. M. Bauer,⁴⁷ L. Cremaldi,⁴⁷ V. Eschenburg,⁴⁷ R. Godang,⁴⁷ R. Kroeger,⁴⁷ J. Reidy,⁴⁷ D. A. Sanders,⁴⁷ D. J. Summers,⁴⁷ H. W. Zhao,⁴⁷ S. Brunet,⁴⁸ D. Côté,⁴⁸ P. Taras,⁴⁸ H. Nicholson,⁴⁹ N. Cavallo,^{50,†} F. Fabozzi,^{50,†} C. Gatto,⁵⁰ L. Lista,⁵⁰ D. Monorchio,⁵⁰ P. Paolucci,⁵⁰ D. Piccolo,⁵⁰ C. Sciacca,⁵⁰ M. Baak,⁵¹ H. Bulten,⁵¹ G. Raven,⁵¹ H. L. Snoek,⁵¹ L. Wilden,⁵¹ C. P. Jessop,⁵² J. M. LoSecco,⁵² T. A. Gabriel,⁵³ T. Allmendinger,⁵⁴ B. Brau,⁵⁴ K. K. Gan,⁵⁴ K. Honscheid,⁵⁴ D. Hufnagel,⁵⁴ H. Kagan,⁵⁴ R. Kass,⁵⁴ T. Pulliam,⁵⁴ A. M. Rahimi,⁵⁴ R. Ter-Antonyan,⁵⁴ Q. K. Wong,⁵⁴ J. Brau,⁵⁵ R. Frey,⁵⁵ O. Igonkina,⁵⁵ C. T. Potter,⁵⁵ N. B. Sinev,⁵⁵ D. Strom,⁵⁵ E. Torrence,⁵⁵ F. Colecchia,⁵⁶ A. Dorigo,⁵⁶

F. Galeazzi,⁵⁶ M. Margoni,⁵⁶ M. Morandin,⁵⁶ M. Posocco,⁵⁶ M. Rotondo,⁵⁶ F. Simonetto,⁵⁶ R. Stroili,⁵⁶ G. Tiozzo,⁵⁶ C. Voci,⁵⁶ M. Benayoun,⁵⁷ H. Briand,⁵⁷ J. Chauveau,⁵⁷ P. David,⁵⁷ Ch. de la Vaissière,⁵⁷ L. Del Buono,⁵⁷ O. Hamon,⁵⁷ M. J. J. John,⁵⁷ Ph. Leruste,⁵⁷ J. Malcles,⁵⁷ J. Ocariz,⁵⁷ M. Pivk,⁵⁷ L. Roos,⁵⁷ S. T'Jampens,⁵⁷ G. Therin,⁵⁷ P. F. Manfredi,⁵⁸ V. Re,⁵⁸ P. K. Behera,⁵⁹ L. Gladney,⁵⁹ Q. H. Guo,⁵⁹ J. Panetta,⁵⁹ C. Angelini,⁶⁰ G. Batignani,⁶⁰ S. Bettarini,⁶⁰ M. Bondioli,⁶⁰ F. Bucci,⁶⁰ G. Calderini,⁶⁰ M. Carpinelli,⁶⁰ F. Forti,⁶⁰ M. A. Giorgi,⁶⁰ A. Lusiani,⁶⁰ G. Marchiori,⁶⁰ F. Martinez-Vidal,^{60,‡} M. Morganti,⁶⁰ N. Neri,⁶⁰ E. Paoloni,⁶⁰ M. Rama,⁶⁰ G. Rizzo,⁶⁰ F. Sandrelli,⁶⁰ J. Walsh,⁶⁰ M. Haire,⁶¹ D. Judd,⁶¹ K. Paick,⁶¹ D. E. Wagoner,⁶¹ N. Danielson,⁶² P. Elmer,⁶² Y. P. Lau,⁶² C. Lu,⁶² V. Miftakov,⁶² J. Olsen,⁶² A. J. S. Smith,⁶² A. V. Telnov,⁶² F. Bellini,⁶³ G. Cavoto,^{62,63} R. Faccini,⁶³ F. Ferrarotto,⁶³ F. Ferroni,⁶³ M. Gaspero,⁶³ L. Li Gioi,⁶³ M. A. Mazzoni,⁶³ S. Morganti,⁶³ M. Pierini,⁶³ G. Piredda,⁶³ F. Safai Tehrani,⁶³ C. Voena,⁶³ S. Christ,⁶⁴ G. Wagner,⁶⁴ R. Waldi,⁶⁴ T. Adye,⁶⁵ N. De Groot,⁶⁵ B. Franek,⁶⁵ N. I. Geddes,⁶⁵ G. P. Gopal,⁶⁵ E. O. Olaiya,⁶⁵ R. Aleksan,⁶⁶ S. Emery,⁶⁶ A. Gaidot,⁶⁶ S. F. Ganzhur,⁶⁶ P.-F. Giraud,⁶⁶ G. Hamel de Monchenault,⁶⁶ W. Kozanecki,⁶⁶ M. Legendre,⁶⁶ G. W. London,⁶⁶ B. Mayer,⁶⁶ G. Schott,⁶⁶ G. Vasseur,⁶⁶ Ch. Yèche,⁶⁶ M. Zito,⁶⁶ M. V. Purohit,⁶⁷ A. W. Weidemann,⁶⁷ J. R. Wilson,⁶⁷ F. X. Yumiceva,⁶⁷ D. Aston,⁶⁸ R. Bartoldus,⁶⁸ N. Berger,⁶⁸ A. M. Boyarski,⁶⁸ O. L. Buchmueller,⁶⁸ R. Claus,⁶⁸ M. R. Convery,⁶⁸ M. Cristinziani,⁶⁸ G. De Nardo,⁶⁸ D. Dong,⁶⁸ J. Dorfan,⁶⁸ D. Dujmic,⁶⁸ W. Dunwoodie,⁶⁸ E. E. Elsen,⁶⁸ S. Fan,⁶⁸ R. C. Field,⁶⁸ T. Glanzman,⁶⁸ S. J. Gowdy,⁶⁸ T. Hadig,⁶⁸ V. Halyo,⁶⁸ C. Hast,⁶⁸ T. Hryn'ova,⁶⁸ W. R. Innes,⁶⁸ M. H. Kelsey,⁶⁸ P. Kim,⁶⁸ M. L. Kocian,⁶⁸ D. W. G. S. Leith,⁶⁸ J. Libby,⁶⁸ S. Luitz,⁶⁸ V. Luth,⁶⁸ H. L. Lynch,⁶⁸ H. Marsiske,⁶⁸ R. Messner,⁶⁸ D. R. Muller,⁶⁸ C. P. O'Grady,⁶⁸ V. E. Ozcan,⁶⁸ A. Perazzo,⁶⁸ M. Perl,⁶⁸ S. Petrak,⁶⁸ B. N. Ratcliff,⁶⁸ A. Roodman,⁶⁸ A. A. Salnikov,⁶⁸ R. H. Schindler,⁶⁸ J. Schwiening,⁶⁸ G. Simi,⁶⁸ A. Snyder,⁶⁸ A. Soha,⁶⁸ J. Stelzer,⁶⁸ D. Su,⁶⁸ M. K. Sullivan,⁶⁸ J. Va'vra,⁶⁸ S. R. Wagner,⁶⁸ M. Weaver,⁶⁸ A. J. R. Weinstein,⁶⁸ W. J. Wisniewski,⁶⁸ M. Wittgen,⁶⁸ D. H. Wright,⁶⁸ A. K. Yarritu,⁶⁸ C. C. Young,⁶⁸ P. R. Burchat,⁶⁹ A. J. Edwards,⁶⁹ T. I. Meyer,⁶⁹ B. A. Petersen,⁶⁹ C. Roat,⁶⁹ S. Ahmed,⁷⁰ M. S. Alam,⁷⁰ J. A. Ernst,⁷⁰ M. A. Saeed,⁷⁰ M. Saleem,⁷⁰ F. R. Wappler,⁷⁰ W. Bugg,⁷¹ M. Krishnamurthy,⁷¹ S. M. Spanier,⁷¹ R. Eckmann,⁷² H. Kim,⁷² J. L. Ritchie,⁷² A. Satpathy,⁷² R. F. Schwitters,⁷² J. M. Izen,⁷³ I. Kitayama,⁷³ X. C. Lou,⁷³ S. Ye,⁷³ F. Bianchi,⁷⁴ M. Bona,⁷⁴ F. Gallo,⁷⁴ D. Gamba,⁷⁴ C. Borean,⁷⁵ L. Bosisio,⁷⁵ C. Cartaro,⁷⁵ F. Cossutti,⁷⁵ G. Della Ricca,⁷⁵ S. Dittongo,⁷⁵ S. Grancagnolo,⁷⁵ L. Lanceri,⁷⁵ P. Poropat,^{75,§} L. Vitale,⁷⁵ G. Vuagnin,⁷⁵ R. S. Panvini,⁷⁶ Sw. Banerjee,⁷⁷ C. M. Brown,⁷⁷ D. Fortin,⁷⁷ P. D. Jackson,⁷⁷ R. Kowalewski,⁷⁷ J. M. Roney,⁷⁷ R. J. Sobie,⁷⁷ H. R. Band,⁷⁸ B. Cheng,⁷⁸ S. Dasu,⁷⁸ M. Datta,⁷⁸ A. M. Eichenbaum,⁷⁸ M. Graham,⁷⁸ J. J. Hollar,⁷⁸ J. R. Johnson,⁷⁸ P. E. Kutter,⁷⁸ H. Li,⁷⁸ R. Liu,⁷⁸ A. Mihalyi,⁷⁸ A. K. Mohapatra,⁷⁸ Y. Pan,⁷⁸ R. Prepost,⁷⁸ P. Tan,⁷⁸ J. H. von Wimmersperg-Toeller,⁷⁸ J. Wu,⁷⁸ S. L. Wu,⁷⁸ Z. Yu,⁷⁸ M. G. Greene,⁷⁹ and H. Neal⁷⁹

(BABAR Collaboration)

¹Laboratoire de Physique des Particules, F-74941 Annecy-le-Vieux, France

²Università di Bari, Dipartimento di Fisica and INFN, I-70126 Bari, Italy

³Institute of High Energy Physics, Beijing 100039, China

⁴University of Bergen, Inst. of Physics, N-5007 Bergen, Norway

⁵Lawrence Berkeley National Laboratory and University of California at Berkeley, California 94720, USA

⁶University of Birmingham, Birmingham, B15 2TT, United Kingdom

⁷Ruhr Universität Bochum, Institut für Experimentalphysik 1, D-44780 Bochum, Germany

⁸University of Bristol, Bristol BS8 1TL, United Kingdom

⁹University of British Columbia, Vancouver, BC, Canada V6T 1Z1

¹⁰Brunel University, Uxbridge, Middlesex UB8 3PH, United Kingdom

¹¹Budker Institute of Nuclear Physics, Novosibirsk 630090, Russia

¹²University of California at Irvine, Irvine, California 92697, USA

¹³University of California at Los Angeles, USA, Los Angeles, California 90024, USA

¹⁴University of California at Riverside, Riverside, California 92521, USA

¹⁵University of California at San Diego, La Jolla, California 92093, USA

¹⁶University of California at Santa Barbara, Santa Barbara, California 93106, USA

¹⁷University of California at Santa Cruz, Institute for Particle Physics, Santa Cruz, California 95064, USA

¹⁸California Institute of Technology, Pasadena, California 91125, USA

¹⁹University of Cincinnati, Cincinnati, Ohio 45221, USA

²⁰University of Colorado, Boulder, Colorado 80309, USA

²¹Colorado State University, Fort Collins, Colorado 80523, USA

²²Technische Universität Dresden, Institut für Kern- und Teilchenphysik, D-01062 Dresden, Germany

²³Ecole Polytechnique, LLR, F-91128 Palaiseau, France

²⁴University of Edinburgh, Edinburgh EH9 3JZ, United Kingdom

- ²⁵Università di Ferrara, Dipartimento di Fisica and INFN, I-44100 Ferrara, Italy
²⁶Florida A&M University, Tallahassee, Florida 32307, USA
²⁷Laboratori Nazionali di Frascati dell'INFN, I-00044 Frascati, Italy
²⁸Università di Genova, Dipartimento di Fisica and INFN, I-16146 Genova, Italy
²⁹Harvard University, Cambridge, Massachusetts 02138, USA
³⁰Universität Heidelberg, Physikalisches Institut, Philosophenweg 12, D-69120 Heidelberg, Germany
³¹Imperial College London, London, SW7 2AZ, United Kingdom
³²University of Iowa, Iowa City, Iowa 52242, USA
³³Iowa State University, Ames, Iowa 50011-3160, USA
³⁴Università di Perugia, Dipartimento di Fisica and INFN, I-06100 Perugia, Italy
³⁵Laboratoire de l'Accélérateur Linéaire, F-91898 Orsay, France
³⁶Lawrence Livermore National Laboratory, Livermore, California 94550, USA
³⁷University of Liverpool, Liverpool L69 7ZE, United Kingdom
³⁸Queen Mary, University of London, E1 4NS, United Kingdom
³⁹University of London, Royal Holloway and Bedford New College, Egham, Surrey TW20 0EX, United Kingdom
⁴⁰University of Louisville, Louisville, Kentucky 40292, USA
⁴¹University of Manchester, Manchester M13 9PL, United Kingdom
⁴²University of Maryland, College Park, Maryland 20742, USA
⁴³University of Massachusetts, Amherst, Massachusetts 01003, USA
⁴⁴Massachusetts Institute of Technology, Laboratory for Nuclear Science, Cambridge, Massachusetts 02139, USA
⁴⁵McGill University, Montréal, QC, Canada H3A 2T8
⁴⁶Università di Milano, Dipartimento di Fisica and INFN, I-20133 Milano, Italy
⁴⁷University of Mississippi, University, Mississippi 38677, USA
⁴⁸Université de Montréal, Laboratoire René J. A. Lévesque, Montréal, QC, Canada H3C 3J7
⁴⁹Mount Holyoke College, South Hadley, Massachusetts 01075, USA
⁵⁰Università di Napoli Federico II, Dipartimento di Scienze Fisiche and INFN, I-80126, Napoli, Italy
⁵¹NIKHEF, National Institute for Nuclear Physics and High Energy Physics, NL-1009 DB Amsterdam, The Netherlands
⁵²University of Notre Dame, Notre Dame, Indiana 46556, USA
⁵³Oak Ridge National Laboratory, Oak Ridge, Tennessee 37831, USA
⁵⁴Ohio State University, Columbus, Ohio 43210, USA
⁵⁵University of Oregon, Eugene, Oregon 97403, USA
⁵⁶Università di Padova, Dipartimento di Fisica and INFN, I-35131 Padova, Italy
⁵⁷Universités Paris VI et VII, Laboratoire de Physique Nucléaire et de Hautes Energies, F-75252 Paris, France
⁵⁸Università di Pavia, Dipartimento di Elettronica and INFN, I-27100 Pavia, Italy
⁵⁹University of Pennsylvania, Philadelphia, Pennsylvania 19104, USA
⁶⁰Università di Pisa, Dipartimento di Fisica, Scuola Normale Superiore and INFN, I-56127 Pisa, Italy
⁶¹Prairie View A&M University, Prairie View, Texas 77446, USA
⁶²Princeton University, Princeton, New Jersey 08544, USA
⁶³Università di Roma La Sapienza, Dipartimento di Fisica and INFN, I-00185 Roma, Italy
⁶⁴Universität Rostock, D-18051 Rostock, Germany
⁶⁵Rutherford Appleton Laboratory, Chilton, Didcot, Oxon, OX11 0QX, United Kingdom
⁶⁶DSM/Dapnia, CEA/Saclay, F-91191 Gif-sur-Yvette, France
⁶⁷University of South Carolina, Columbia, South Carolina 29208, USA
⁶⁸Stanford Linear Accelerator Center, Stanford, California 94309, USA
⁶⁹Stanford University, Stanford, California 94305-4060, USA
⁷⁰State University of New York, Albany, New York 12222, USA
⁷¹University of Tennessee, Knoxville, Tennessee 37996, USA
⁷²University of Texas at Austin, Austin, Texas 78712, USA
⁷³University of Texas at Dallas, Richardson, Texas 75083, USA
⁷⁴Università di Torino, Dipartimento di Fisica Sperimentale and INFN, I-10125 Torino, Italy
⁷⁵Università di Trieste, Dipartimento di Fisica and INFN, I-34127 Trieste, Italy
⁷⁶Vanderbilt University, Nashville, Tennessee 37235, USA
⁷⁷University of Victoria, Victoria, BC, Canada V8W 3P6
⁷⁸University of Wisconsin, Madison, Wisconsin 53706, USA
⁷⁹Yale University, New Haven, Connecticut 06511, USA

(Received 16 September 2004; published 17 November 2004)

*Now at Department of Physics, University of Warwick, Coventry, United Kingdom

†Also with Università della Basilicata, Potenza, Italy

‡Also with IFIC, Instituto de Física Corpuscular, CSIC-Universidad de Valencia, Valencia, Spain

§Deceased

We have investigated the exclusive, radiative B meson decays to $K_2^*(1430)$ in $89 \times 10^6 B\bar{B}$ events with the BABAR detector at the PEP-II storage ring. We measure the branching fractions $\mathcal{B}(B^0 \rightarrow K_2^*(1430)^0 \gamma) = (1.22 \pm 0.25 \pm 0.10) \times 10^{-5}$ and $\mathcal{B}(B^+ \rightarrow K_2^*(1430)^+ \gamma) = (1.45 \pm 0.40 \pm 0.15) \times 10^{-5}$, where the first error is statistical and the second systematic. In addition, we measure the CP -violating asymmetry $\mathcal{A}_{CP}[B^0 \rightarrow K_2^*(1430)^0 \gamma] = -0.08 \pm 0.15 \pm 0.01$.

DOI: 10.1103/PhysRevD.70.091105

PACS numbers: 13.25.Hw, 11.30.Er, 12.15.Hh

In the standard model (SM), flavor-changing neutral currents (FCNC) are forbidden at the tree level. For example, there is no direct coupling between the b quark and the s or d quarks. Effective FCNC are induced by loop (or ‘‘penguin’’) diagrams, where a quark emits and reabsorbs a W thus changing flavor twice.

The discovery of $B \rightarrow K^*(892)\gamma$ decay [1] verified the existence of penguin processes. The same publication also reported evidence for $B \rightarrow K_2^*(1430)\gamma$, later confirmed by the BELLE collaboration [2]. Detailed knowledge about the decays to resonant modes with masses higher than $K^*(892)$, such as the $B \rightarrow K_2^*(1430)\gamma$ decay, will provide a better understanding of the inclusive $b \rightarrow s\gamma$ branching fraction in terms of the sum over exclusive modes [3]. This is important because the comparisons between the inclusive theoretical and experimental rates place strong constraints on physics beyond the SM [4]. The measurement of the CP asymmetry, defined as $\mathcal{A}_{CP} = [\Gamma(\bar{B} \rightarrow \bar{f}) - \Gamma(B \rightarrow f)]/[\Gamma(\bar{B} \rightarrow \bar{f}) + \Gamma(B \rightarrow f)]$, places a further stringent test on the SM, because the theoretical uncertainty in the nonperturbative hadronic effects cancels [5].

This study is based on 81 fb^{-1} of data collected at the $Y(4S)$ resonance (‘‘on-resonance’’) with the BABAR detector at the PEP-II asymmetric $e^+(3.1 \text{ GeV})-e^-(9.0 \text{ GeV})$ storage ring, corresponding to $89 \times 10^6 B\bar{B}$ pairs. We have also collected a data sample of 10 fb^{-1} at 40 MeV below the $Y(4S)$ energy (‘‘off-resonance’’).

The BABAR detector is described in detail elsewhere [6]. Charged particle trajectories are measured by a five-layer double-sided silicon vertex tracker (SVT) and a 40-layer drift chamber. Photons and electrons are measured in the barrel and forward end-cap electromagnetic calorimeters, consisting of 6580 thallium-doped CsI crystals.

Charged particle identification is provided by the energy loss (dE/dx) in the tracking devices and by a ring-imaging Cherenkov detector (DIRC). A K/π Cherenkov angle separation better than 4 standard deviations is achieved for charged tracks with momenta below $3 \text{ GeV}/c$.

We use Monte Carlo (MC) simulations of events in the BABAR detector based on GEANT4 [7] to optimize our selection criteria and to determine signal efficiencies. These simulations take into account variations of the detector conditions and beam backgrounds over the data-taking period.

The $K_2^*(1430)$ is reconstructed from three modes $K_2^*(1430)^0 \rightarrow K^+ \pi^-$ and $K_2^*(1430)^+ \rightarrow K^+ \pi^0, K^0 \pi^+$.

K_S^0 mesons are reconstructed from the decay $K_S^0 \rightarrow \pi^+ \pi^-$. Here and throughout this paper the charge-conjugate decays are included implicitly unless otherwise stated.

A photon candidate is defined as a localized energy deposition well contained within the calorimeter acceptance, $-0.77 < \cos\theta < 0.96$, where θ is the polar angle with respect to the detector axis. It must have a lateral energy profile consistent with a photon shower and must be separated by 25 cm from all other showers, both neutral and charged. To suppress photons from $\pi^0(\eta)$ decays, we veto any photon candidate that combines with another photon of energy greater than 50(250) MeV to form a $\gamma\gamma$ invariant mass in the range $115 < M_{\gamma\gamma} < 155(508 < M_{\gamma\gamma} < 588) \text{ MeV}/c^2$.

The π^0 candidates are reconstructed from pairs of photons that have an energy above 50 MeV and an opening angle less than 36 degrees; the invariant mass of the two photons is required to be in the range $115 < M_{\gamma\gamma} < 150 \text{ MeV}/c^2$. The candidate’s momentum is recalculated with a π^0 mass constraint to improve the energy resolution.

The K^\pm and π^\pm track candidates are required to be consistent with originating from the e^+e^- interaction point (IP); this requirement rejects tracks from beam-material and beam-gas interactions. A track is identified as a kaon if it passes through the DIRC radiators, and the detected Cherenkov photons are consistent in time and angle with a kaon of the measured track momentum. A charged pion is defined as a track that is not identified as a kaon or an electron, based on dE/dx and the ratio of the track momentum to the associated shower energy in the CsI calorimeter.

The K_S^0 candidates are reconstructed from two oppositely charged tracks, having an invariant mass satisfying $489 < M_{\pi^+\pi^-} < 507 \text{ MeV}/c^2$. We require that the K_S^0 candidate form a vertex that is displaced from the IP by at least 0.2 cm and lie in a direction from the IP consistent with the K_S^0 momentum.

The $K_2^*(1430)$ candidate is required to have a $K\pi$ invariant mass within 120(110) MeV/c^2 of the known $K_2^{*0}(K_2^{*+})$ mass [8]. For the $K^+ \pi^-$ mode, we require that the two tracks are consistent with originating from a common vertex.

The B candidates are reconstructed by combining one $K_2^*(1430)$ and one γ candidate. To isolate the B meson signal, we use two kinematic variables. The first, ΔE , is

defined as the difference between the reconstructed energy of the B candidate and the beam energy, which is known to high precision. The second is the beam energy substituted mass (m_{ES}), which is defined as $m_{\text{ES}}^{\text{raw}} = \sqrt{E_{\text{beam}}^2 - p_B^2}$, where $E_{\text{beam}} = \sqrt{s}/2$, $\vec{p}_B = \vec{p}_{K^*} + \vec{p}_\gamma$ with \vec{p}_{K^*} and \vec{p}_γ representing the momenta of the K_2^* and the photon candidates. For signal events, ΔE and $m_{\text{ES}}^{\text{raw}}$ peak at zero and at the B meson mass, m_B , respectively. For the modes containing a single photon candidate, namely $K^+ \pi^-$ and $K_S^0 \pi^+$, we adopt a technique [1] that rescales the measured photon energy in the center-of-mass (CM) frame (denoted by asteroids) E_γ^* with a factor κ , determined for each event, such that $E_{K^*}^* + \kappa E_\gamma^* = E_{\text{beam}}$ in the rest frame of the $Y(4S)$; this improves the original m_{ES} ($m_{\text{ES}}^{\text{raw}}$) resolution from 3.0 to 2.7 MeV/ c^2 . We retain B candidates with the invariant mass closest to the $K_2^*(1430)$ mass if we find multiple candidates with $|\Delta E| < 0.3$ GeV and $m_{\text{ES}} > 5.2$ GeV/ c^2 in the same event, which occurs in 3.1, 6.3, and 4.9% of the events for the $K^+ \pi^-$, $K_S^0 \pi^+$ and $K^+ \pi^0$ modes, respectively.

The background has two components, one of which includes combinatorial background from B decays and continuum $q\bar{q}$ production, where q can be a u , d , s or c quark, with the high-energy photon originating from initial-state radiation (ISR) or from π^0 and η decays. These backgrounds are nonpeaking in m_{ES} and ΔE .

The second background contribution is from other resonant $B \rightarrow X_s \gamma$ modes, predominantly $B \rightarrow K^*(1410) \gamma$, and nonresonant $B \rightarrow K \pi \gamma$ decays. We label these the ‘‘peaking’’ background, since these decays have m_{ES} and ΔE distributions similar to the signal. In order to distinguish the $B \rightarrow K_2^*(1430) \gamma$ signal from the background decays, we examine the helicity-angle distributions. The helicity-angle θ_H is defined as the angle of the K^+ or K_S^0 in the rest frame of the $K_2^*(1430)$ with respect to the flight direction of the $K_2^*(1430)$, measured in the B meson rest frame. These modes have different helicity-angle distributions: $\sin^2 \theta_H \cos^2 \theta_H$ for $K_2^*(1430)$, $\sin^2 \theta_H$ for $K^*(1410)$ and primarily $\sin^2 \theta_H$ for nonresonant decays assuming $J = 1$ for the spin of the $K\pi$ system. The nonresonant decays may have higher angular momentum contributions but the lowest possible angular momentum state is dominant; therefore, the helicity-angle distribution for the nonresonant decay is assumed to be the same as that of the $B \rightarrow K^*(1410) \gamma$ decay. The systematic uncertainty associated with this modeling is studied and included in the measured branching fraction uncertainty.

We exploit the difference in the event topology between signal and continuum background to reduce the continuum contribution. To remove radiative Bhabha and $e^+ e^- \rightarrow \tau^+ \tau^-$ events, we require that the ratio of second-to-zeroth order Fox-Wolfram moments [9] of the event be less than 0.9. The distribution of the thrust angle

θ_T , defined as the angle between the direction of the photon candidate and the thrust axis of the rest of the event in the CM frame, is shown in Fig. 1(a). The rest of the event includes all the particles not used in the reconstruction of the B candidate.

We train a neural network [10] with a combination of the thrust angle, the angle of the B meson candidate’s direction with respect to the beam axis, the scalar sum of CM momentum of the rest of the event [11] (binned with 10° intervals ranging from parallel to antiparallel relative to the photon momentum), sphericity, and the ratio of second-to-zeroth order Fox-Wolfram moments in the photon recoil system, which suppresses ISR background. The neural network improves background suppression significantly. The distribution of the neural network output (NNO) is shown in Fig. 1(b) for MC signal, MC continuum background and off-resonance data.

The cuts on thrust angle and neural network output have been optimized for the best statistical significance; an iterative method of optimization is used to minimize correlations. The optimized cuts are $|\cos \theta_T| < 0.95$ and $\text{NNO} > 0.55$, as indicated in Fig. 1.

The signal yields are extracted using a simultaneous maximum-likelihood fit of the m_{ES} , ΔE and $|\cos \theta_H|$ distributions. The fit is performed independently for each of the decay modes considered here.

The signal m_{ES} and ΔE distributions are well described by an asymmetric resolution function (‘‘Crystal-Ball’’ function [12]), having an approximately Gaussian core plus a long tail due to the energy leakage from the calorimeter for the photon candidates. The peaking-background is assumed to have the same m_{ES} and ΔE distributions as the signal. The continuum background is parameterized empirically by an ARGUS function [13] for m_{ES} and a linear function for ΔE .

The $\cos \theta_H$ distribution of the signal has been parameterized with $\sin^2 \theta_H \cos^2 \theta_H - \lambda (\cos^4 \theta_H - \cos^6 \theta_H)$, where λ is a parameter determined from the Monte Carlo sample to account for the effect of the detector acceptance

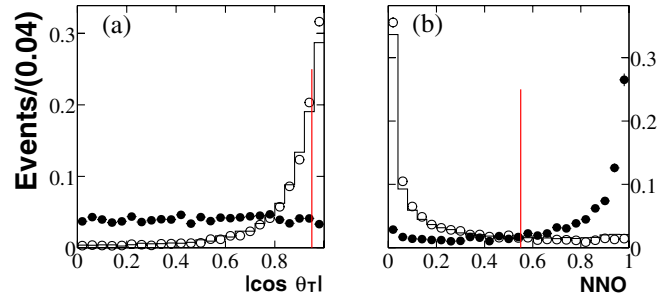


FIG. 1 (color online). The cosine of thrust angle (a) and neural network output (b) distributions of the $B \rightarrow K_2^*(1430) \gamma$ MC simulation (filled circles), the off-resonance data (line), and the continuum background MC (open circles). The vertical line indicates the cut value.

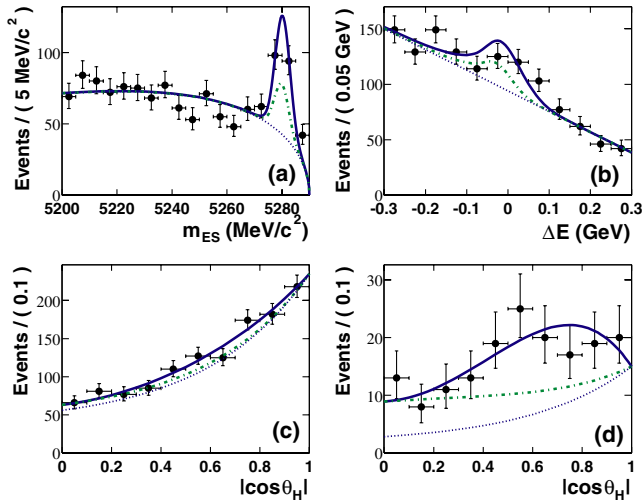


FIG. 2 (color online). Distributions of (a) m_{ES} , (b) ΔE , and (c) $|\cos\theta_H|$ for $B^0 \rightarrow K_2^*(1430)^0 \gamma$, $K_2^*(1430)^0 \rightarrow K^+ \pi^-$ candidates in data, and (d) $|\cos\theta_H|$ in the signal region. The solid line shows the result of the fit to the data. The peaking (dashed-dotted line) and nonpeaking (dotted line) background contributions are also shown.

and efficiency. The $|\cos\theta_H|$ distribution of the “nonpeaking” background is parameterized by a linear combination of exponential and constant components.

Figs. 2 and 3 show the m_{ES} , ΔE , and $|\cos\theta_H|$ distributions for the three modes in data; also shown are the $|\cos\theta_H|$ distributions of the candidates in the signal region, $-0.15 < \Delta E < 0.10$ GeV and $5.272 < m_{ES} < 5.288$ GeV/ c^2 . The signal as well as background yields are allowed to vary in the fit. All the non-peaking-background parameters are determined by the fit. The signal and peaking-background helicity-angle, Crystal-Ball width, and shape parameters are fixed to the MC expectations. The means of the signal m_{ES} and ΔE functions are fixed to the MC expectations, calibrated using $B \rightarrow K^*(892)\gamma$ candidates from MC simulation and data, while the peaking-background means are allowed to float due to their complex composition. The signal yields are given in Table I. The signal significance has been evaluated from the change in the likelihood when the fit is repeated with the signal yield set to zero, including the systematic uncertainties, which are assumed to be normally distributed. The branching fractions are calculated with the assumption that the $Y(4S)$ decays equally to neutral and charged B meson pairs.

Figure 4 shows the $K\pi$ invariant mass distribution where the cut on this quantity has been relaxed. The non-peaking-background, estimated from the data outside the signal region, has been subtracted. The invariant mass is fit with a relativistic Breit-Wigner function plus a first-order polynomial. There is a clear enhancement around 1.4 GeV/ c^2 in both the neutral and charged modes.

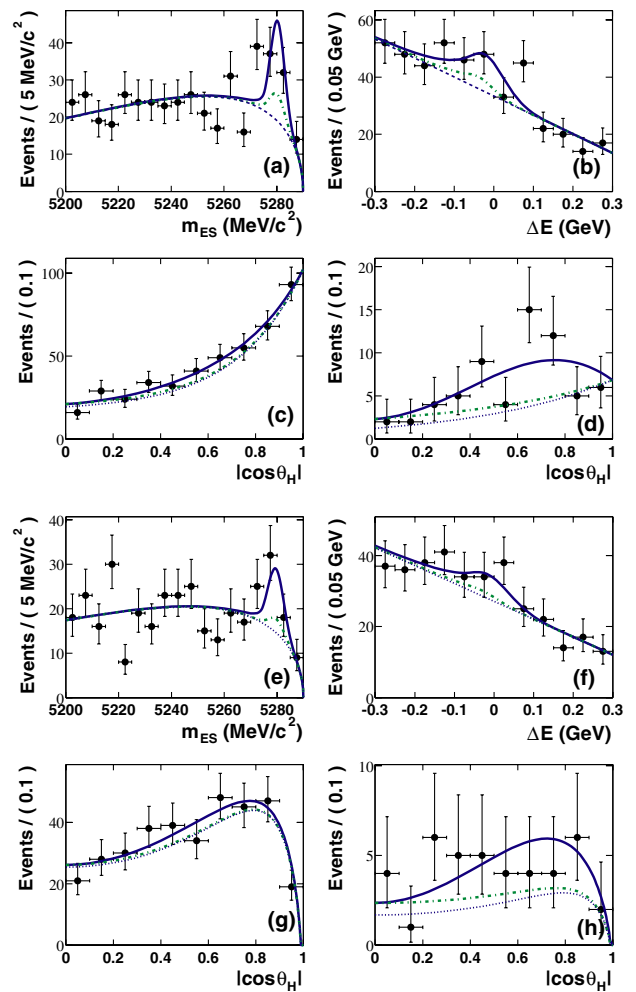


FIG. 3 (color online). Distributions of (a) m_{ES} , (b) ΔE , and (c) $|\cos\theta_H|$ for the $B^+ \rightarrow K_2^*(1430)^+ \gamma$, $K_2^*(1430)^+ \rightarrow K_S^0 \pi^+$ candidates in data, and (d) $|\cos\theta_H|$ in the signal region. The solid line shows the result of the fit to the data. The peaking (dashed-dotted line) and nonpeaking (dotted line) background contributions are also shown. The corresponding distributions for $K_2^*(1430)^+ \rightarrow K^+ \pi^0$ candidates are shown in (e–h).

We use the kaon charge to tag the flavor and measure the direct CP asymmetry in the decay rate as $\mathcal{A}_{CP}[B^0 \rightarrow K_2^*(1430)^0 \gamma] = -0.08 \pm 0.15$.

The systematic error on the branching fraction for each mode is shown in Table II. The total systematic uncer-

TABLE I. The efficiency, fitted signal yield, significance, and measured branching fraction $\mathcal{B}(B \rightarrow K_2^*(1430)\gamma)$ for each $K_2^*(1430)$ decay mode.

Mode	$\epsilon(\%)$	Signal	Significance (σ)	$\mathcal{B}(10^{-5})$
$K^+ \pi^-$	6.4	69 ± 14	5.7	$1.22 \pm 0.25 \pm 0.10$
$K_S^0 \pi^+$	1.9	29 ± 10	3.1	$1.69 \pm 0.59 \pm 0.16$
$K^+ \pi^0$	1.9	20 ± 9	2.2	$1.23 \pm 0.55 \pm 0.15$

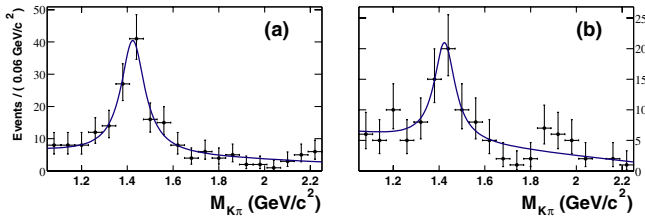
MEASUREMENT OF THE $B^0 \rightarrow K_2^*(1430)^0 \gamma$ AND $B^+ \rightarrow K_2^*(1430)^+ \gamma$ BRANCHING FRACTIONSPHYSICAL REVIEW D **70** 091105

FIG. 4 (color online). (a) $K^+ \pi^-$ and (b) $K_S^0 \pi^+$ and $K^+ \pi^0$ invariant mass distributions for the signal region (see text) after background subtraction.

tainty is computed as the sum in quadrature of the components. The yields returned from the fit are divided by the number of $B\bar{B}$ events and corrected for the efficiency to obtain the branching fraction; therefore, the 1.1% uncertainty on the B -counting measurement is included. The ΔE resolution is dominated by the photon energy resolution, which is determined from data using π^0 and η meson decays with symmetric daughter photon energies. The deviation in the reconstructed η mass from the nominal η mass provides an estimate of the uncertainty in the measured single photon energy. The photon isolation and π^0/η veto efficiency depend on the event multiplicity, and the effect is estimated by “embedding” MC-generated photons into both an exclusively reconstructed B meson data sample and a generic B meson MC sample. The photon and π^0 efficiency uncertainties are determined from a comparison of the efficiencies in data and MC for $e^+ e^- \rightarrow \tau^+ \tau^-$ events. The uncertainty in tracking efficiency is estimated from a sample of tracks well measured in the SVT. We estimate the uncertainties in the K_S^0 efficiency by comparing the data and MC distributions of the momentum and flight distance. The efficiency for kaon and pion identification in the DIRC is derived from a sample of the decays $D^{*+} \rightarrow D^0 \pi^+$, with $D^0 \rightarrow K^- \pi^+$.

Because the variables used for the neural network training are mostly calculated through the information from the rest of the event, we use 3155 fully reconstructed $B \rightarrow D \pi^-$ candidates in data, as well as simulated $B \rightarrow D \pi^-$ events, as control samples. The pion in the $B \rightarrow D \pi^-$ decay is treated like the photon in the $B \rightarrow K_2^*(1430) \gamma$ decay for the calculations of the event variables; the difference in the efficiency of the selection on the neural network output between data and MC is used as the systematic uncertainty. The systematic error also includes the uncertainty in the invariant mass and width of $K_2^*(1430)$ and its submode branching fractions [8].

We estimate the systematic error due to the fitting procedures as follows. For the shape parameters of m_{ES} , ΔE , and $|\cos\theta_H|$ distributions, we vary the parameters in the fit within their errors from the MC expectations. We also test the validity of the peaking-background $|\cos\theta_H|$ probability density function (PDF) by mixing up to 20% $J = 2$ components and generating MC samples with different PDF parametrizations. We use the largest deviation

TABLE II. Fractional systematic uncertainties (%) in the measurement of $\mathcal{B}[B \rightarrow K_2^*(1430) \gamma]$.

Uncertainty	$K^+ \pi^-$	$K_S^0 \pi^+$	$K^+ \pi^0$
$B\bar{B}$ events counting	1.1	1.1	1.1
Photon and π^0 detection efficiency	2.5	2.5	7.5
Photon energy scale	1.0	1.0	1.0
Photon energy resolution	2.5	2.5	2.5
Photon isolation	2.0	2.0	2.0
π^0/η veto	1.0	1.0	1.0
Tracking efficiency	1.6	0.8	0.8
Kaon identification efficiency	1.0	...	1.0
Pion identification efficiency	0.6	0.6	...
K_S^0 efficiency	...	3.0	...
Submode branching fraction	2.4	2.4	2.4
$K_2^*(1430)$ mass/width	1.6	1.0	1.1
Signal PDF parameters	3.9	5.8	6.3
Background modeling	2.6	2.9	2.9
Peaking-background modeling	3.5	4.9	4.8
MC statistics	2.5	3.2	3.2
Total	8.4	10.2	12.6

in these tests as the systematic error of the signal yield. There is also a systematic error associated with the limited statistics of the signal MC sample.

The particle-antiparticle asymmetry in the detector response, which includes 0.35% uncertainty for the tracking efficiency and 1.0% uncertainty for the charged particle identification, predominantly contributes to the systematic uncertainty of the \mathcal{A}_{CP} measurement. The uncertainty in the estimate of nuclear interaction asymmetry, which arises from the different interaction probabilities of K^+ and K^- and of π^+ and π^- , is 0.20% [14]. The total \mathcal{A}_{CP} systematic uncertainty is 1.1%.

We have presented a measurement of the branching fraction for $B^0 \rightarrow K_2^*(1430)^0 \gamma$ of $(1.22 \pm 0.25 \pm 0.10) \times 10^{-5}$, which has a 5.7σ statistical significance; this is in agreement with, but more precise than, previous experimental results. We observe a signal with a statistical significance of 3.8σ for $B^+ \rightarrow K_2^*(1430)^+ \gamma$ and measure the branching fraction to be $(1.45 \pm 0.40 \pm 0.15) \times 10^{-5}$, by combining the results from $K_S^0 \pi^+$ and $K^+ \pi^0$ modes. Both results agree with the theoretical predictions based on a relativistic form-factor model [5]. The \mathcal{A}_{CP} is measured to be $-0.08 \pm 0.15 \pm 0.01$, thus no evidence of direct CP violation is observed.

We are grateful for the extraordinary contributions of our PEP-II colleagues in achieving the excellent luminosity and machine conditions that have made this work possible. The success of this project also relies critically on the expertise and dedication of the computing organizations that support BABAR. The collaborating institutions wish to thank SLAC for its support and the kind hospitality extended to them. This work is supported by the US Department of Energy and National Science

Foundation, the Natural Sciences and Engineering Research Council (Canada), Institute of High-Energy Physics (China), the Commissariat à l'Énergie Atomique and Institut National de Physique Nucléaire et de Physique des Particules (France), the Bundesministerium für Bildung und Forschung and Deutsche Forschungsgemeinschaft (Germany), the Istituto Nazionale di Fisica Nucleare (Italy), the

Foundation for Fundamental Research on Matter (The Netherlands), the Research Council of Norway, the Ministry of Science and Technology of the Russian Federation, and the Particle Physics and Astronomy Research Council (United Kingdom). Individuals have received support from CONACyT (Mexico), the A.P. Sloan Foundation, the Research Corporation, and the Alexander von Humboldt Foundation.

-
- [1] CLEO Collaboration, R. Ammar *et al.*, Phys. Rev. Lett. **71**, 674 (1993).
 - [2] BELLE Collaboration, S. Nishida *et al.*, Phys. Rev. Lett. **89**, 231801 (2002).
 - [3] BELLE Collaboration, K. Abe *et al.*, Phys. Lett. B **511**, 151 (2001).
 - [4] J. Hewett and J. Wells, Phys. Rev. D **55**, 5549 (1997).
 - [5] T. Altomari, Phys. Rev. D **37**, 677 (1988); S. Veseli and M.G. Olsson, Phys. Lett. B **367**, 309 (1996); D. Ebert, R.N. Faustov, V.O. Galkin, and H. Toki, Phys. Lett. B **495**, 309 (2000); A.S. Safir, Eur. Phys. J. direct C **C3**, 15 (2001).
 - [6] BABAR Collaboration, B. Aubert *et al.*, Nucl. Instrum. Methods Phys. Res., Sect. A **479**, 1 (2002).
 - [7] GEANT4 Collaboration, V.N. Ivanchenko *et al.*, Nucl. Instrum. Methods Phys. Res., Sect. A **494**, 514 (2002).
 - [8] Particle Data Group, S. Eidelman *et al.*, Phys. Lett. B **592**, 1 (2004).
 - [9] G.C. Fox and S. Wolfram, Nucl. Phys. **B149**, 413 (1979).
 - [10] Stuttgart Neural Network Simulator, <http://www-ra.informatik.uni-tuebingen.de/SNNS/>.
 - [11] CLEO Collaboration, D.M. Asner *et al.*, Phys. Rev. D **53**, 1039 (1996).
 - [12] Crystal Ball Collaboration, C. Peck *et al.*, DESY Proposal No. 1, 1984.
 - [13] ARGUS Collaboration, H. Albrecht *et al.*, Z. Phys. C **48**, 543 (1990).
 - [14] BABAR Collaboration, B. Aubert *et al.*, Phys. Rev. Lett. **92**, 241802 (2004).