

# UC Santa Barbara

## UC Santa Barbara Previously Published Works

### Title

Experimental warming increases CO<sub>2</sub> saturation in a shallow prairie pond

### Permalink

<https://escholarship.org/uc/item/9pw2m3jx>

### Journal

Aquatic Ecology: A Multidisciplinary Journal Relating to Processes and Structures at Different Organizational Levels, 44(4)

### ISSN

1573-5125

### Authors

Flanagan, Kyla M.  
McCauley, Edward

### Publication Date

2010-12-01

### DOI

10.1007/s10452-010-9313-0

Peer reviewed

# Experimental warming increases CO<sub>2</sub> saturation in a shallow prairie pond

Kyla M. Flanagan · Edward McCauley

Received: 18 August 2009 / Accepted: 12 January 2010 / Published online: 29 January 2010  
© The Author(s) 2010. This article is published with open access at Springerlink.com

**Abstract** There is an urgent need to understand the effect of climate warming on the carbon dynamics of lakes and ponds in order to assess contributions to global carbon budgets. Currently, we are unable to predict how the exchange of carbon gases (i.e. CO<sub>2</sub>) across the air–water boundary and organic carbon storage in the sediments will be altered with realistic warming scenarios downscaled from climatic models. Given the prevalence of shallow systems and tight atmospheric coupling, we conducted a mesocosm experiment to test the impacts of warming on CO<sub>2</sub> saturation in a shallow prairie pond. We outline and test three possible scenarios for the effect of warming on the CO<sub>2</sub> saturation of ponds, resulting in either an increase, decrease or no net effect for CO<sub>2</sub> saturation. We show that with approximately a two-degree (°C) increase in average water temperature, the pCO<sub>2</sub> of the warmed mesocosms was nine times greater than

the ambient temperature mesocosms by the end of the 5-week experiment. Changes in water colour (a measure of dissolved organic carbon) in warmed systems indicate that decomposition of organic matter in the sediments and water column was the main contributor to the increase in pCO<sub>2</sub> in the warmed mesocosms. Our results show that with warming, the release of CO<sub>2</sub> from shallow ponds to the atmosphere will increase and carbon storage in the sediments will decrease, altering the current functioning of shallow prairie ponds and influencing the contribution of ponds to the global carbon cycle.

**Keywords** Carbon dioxide saturation · Shallow lakes and ponds · Climate change · Sediment organic matter · Mesocosm · Decomposition · Warming

---

Handling Editor: Piet Spaak

K. M. Flanagan (✉)  
Ecology and Evolutionary Biology Group, Department of  
Biological Sciences, 2500 University Dr. N.W., Calgary,  
AB T2N 1N4, Canada  
e-mail: kmflanag@ucalgary.ca

E. McCauley  
Department of Ecology, Evolution and Marine Biology,  
University of California, Santa Barbara, Santa Barbara,  
CA 93106-9620, USA  
e-mail: mccauley@lifesci.ucsb.edu

## Introduction

Freshwaters have recently gained recognition as important processors of carbon at the global scale (Alin and Johnson 2007; Cole et al. 2007; Dean and Gorham 1998; Einsele et al. 2001). Their role in terms of carbon storage, flux and transport has been elucidated more clearly, indicating that freshwaters currently not only release a globally significant amount of carbon from the terrestrial catchment to the atmosphere, but also store a large amount of allochthonous and autochthonous carbon in sediments (Alin and

Johnson 2007; Cole et al. 2007; Dean and Gorham 1998; Einsele et al. 2001). The importance of freshwaters for both carbon storage and release makes studies aimed at understanding the effect of warming on the net carbon balance of lakes and ponds crucial for predicting future global carbon cycling (Falkowski et al. 2000).

Currently, the vast majority of lakes worldwide are supersaturated with respect to CO<sub>2</sub>, causing CO<sub>2</sub> to be released to the atmosphere (Cole et al. 1994). In terms of carbon cycling within a lake, supersaturation generally indicates net heterotrophy, where organic carbon from external sources (allochthonous) or from pools of stored carbon (i.e. sediment organic matter or DOC accumulated in the water column) is respired and released to the atmosphere at a greater rate than autochthonous carbon uptake and storage (Carpenter et al. 2005; Cole et al. 2000, 2002; del Giorgio and Peters 1993; Duarte and Prairie 2005; Lennon and Pfaff 2005). Undersaturation indicates net autotrophy where more autochthonously generated carbon is stored in the sediments, or water column, than is respired and released to the atmosphere (Flanagan et al. 2006; Hanson et al. 2004; Schindler et al. 1997). If warming disproportionately alters any of these rates, processes or inputs, it will alter the CO<sub>2</sub> saturation of lakes and consequently the net exchange with the atmosphere.

Whether the CO<sub>2</sub> saturation of lakes and ponds will be altered by climate warming and will consequently function differently in the global carbon cycle remains uncertain. Current expectations for how the CO<sub>2</sub> saturation of lakes and ponds will change with warming have revolved primarily around understanding how inputs of organic matter will be altered under a warmed climate due to either direct effects of warming or changes in precipitation patterns (Dillon and Molot 2005; Evans et al. 2005; Moore et al. 1998; Sobek et al. 2005). However, within lakes and ponds, if temperature is currently a limiting process, warming will accelerate multiple biological processes that either absorb or release CO<sub>2</sub> and any non-uniformity either spatially or temporally in the acceleration of CO<sub>2</sub> uptake and release rates will change CO<sub>2</sub> saturation. Being able to understand the conditions that promote acceleration of certain processes over and above, others will help us to predict CO<sub>2</sub> saturation in freshwaters under a changed climate.

In a previous greenhouse mesocosm study, we showed that fully enclosed mesocosms of two depths

differed in their response to warming (Flanagan and McCauley 2008). The CO<sub>2</sub> concentration of shallower mesocosms decreased when warmed due to elevated carbon sequestration. The deeper mesocosms, on the other hand, showed no response to warming (Flanagan and McCauley 2008). Here, we examine how the response to warming in shallow systems may differ when the warming manipulation is conducted in situ in a shallow prairie pond, thereby, examining the effect of warming in a more complex system, with more realistic conditions including the presence of an existing sediment pool. Shallow lakes are expected to be particularly influenced by climate change as the water temperature is more closely coupled to the atmospheric temperatures. This strong anticipated effect, in addition to the knowledge that the majority of the world's lakes are shallow (Downing et al. 2006), makes understanding the effect of climate warming on shallow lakes particularly important.

In mesocosms experiencing ambient and experimentally warmed temperature treatments, we measure total phosphorus, dissolved phosphorus, zooplankton biomass, algal concentration, CO<sub>2</sub> saturation and water colour (as an indicator of the amount of coloured dissolved organic carbon present; Pace and Cole 2002) over the duration of the experiment (15 May to 19 June 2007). By using mesocosms, we isolate a column of water and sediments to strictly examine the effect of warming on internal processes rather than external loading of carbon. Changes in net CO<sub>2</sub> saturation resulting from warming can therefore then determined to be due to changes in processes occurring in either the water column or the sediments, or both.

Predicting the net effect of warming on the multiple biological processes important for controlling CO<sub>2</sub> saturation is difficult. Considering this difficulty, we outline three possible scenarios for the change in CO<sub>2</sub> saturation with warming assuming biological rates are positively related to temperature: (1) primary production rates increase by more than total (pelagic and benthic) respiration rates and the average CO<sub>2</sub> saturation of warmed mesocosms is lower than ambient mesocosms, (2) total respiration rates increase by more than primary production rates and warmed mesocosms have higher average CO<sub>2</sub> saturation than ambient mesocosms, (3) primary production and respiration rates increase by the same amount and, consequently, there is no change in CO<sub>2</sub> saturation of warmed mesocosms. There are many

biological mechanisms that could give rise to each of these three scenarios, but both scenarios 1 and 2 will result if either respiration (scenario 1) or primary production rates (scenario 2) are limited by a factor other than temperature (i.e. substrate quality, nutrient levels, light etc), and therefore do not increase as strongly with warming. Without further experimentation, we will not be able to determine the exact mechanism causing the observed scenario, but rather we show the general response of CO<sub>2</sub> saturation to warming in a shallow pond and contrast this to our previous mesocosm experiment excluding sediments (Flanagan and McCauley 2008).

## Materials and methods

### Description of the pond

The University of Calgary campus pond is a small, shallow pond typical of many naturally occurring prairie ponds. It is ~200 m<sup>2</sup> in surface area with a maximum depth of 3 m. The phytoplankton community is dominated by Chrysophytes, Cryptophytes and Diatoms (Van der Meulen 2003). The zooplankton community is dominated by *Daphnia*, *Ceriodaphnia* and both calanoid and cyclopoid copepods and ostracods. The pond contains no vertebrate predators, and the major invertebrate predators are *Chaoborus* and *Notonecta*. Chlorophyll *a* values typically range from less than 1 to ~20 µg l<sup>-1</sup> depending on the time of year. Mean water total phosphorus is typically ~40 µg l<sup>-1</sup>.

### Experimental set-up

The experiment was conducted in the early open water period from 15 May to 19 June 2007. Cylindrical, open-bottomed high density polyethylene mesocosms (84 cm tall with a diameter of 89 cm containing 521 l) were inserted ~0.2 m into the sediments of the shallow pond. The mesocosm bottoms were removed to allow inclusion of the pond sediments and exchange of materials between sediments and surface waters (Fig. 1). A total of eight mesocosms were installed, with four replicates of an ‘ambient’ (unheated) treatment and four replicates of a ‘warm’ treatment. Mesocosms were placed at the same depth following the perimeter of the pond. The warming

treatment was applied in an alternating pattern of ‘warm’ and ‘ambient’ to ensure that any differences in substrate quality along the shore were controlled. The experiment used existing pond algal, bacterial and zooplankton communities and densities as the initial conditions. Sampling of the mesocosms began 3 days after mesocosm installation in the pond. Installation of the mesocosms did cause some temporary sediment disturbance, but the sediments were settled by the time first sampling occurred. The experiment was conducted for a total of 5 weeks, with heating beginning between the first and second week of the experiment.

Warmed mesocosms were heated with stainless steel coils placed just above the sediment surface. Warm water was continually pumped through the coils from a reserve heating bin, containing an independent supply of water. The heat was maintained in the reserve bins by submersible water heaters that were programmed to maintain the heating bin water at 5°C warmer than the ambient water temperature.

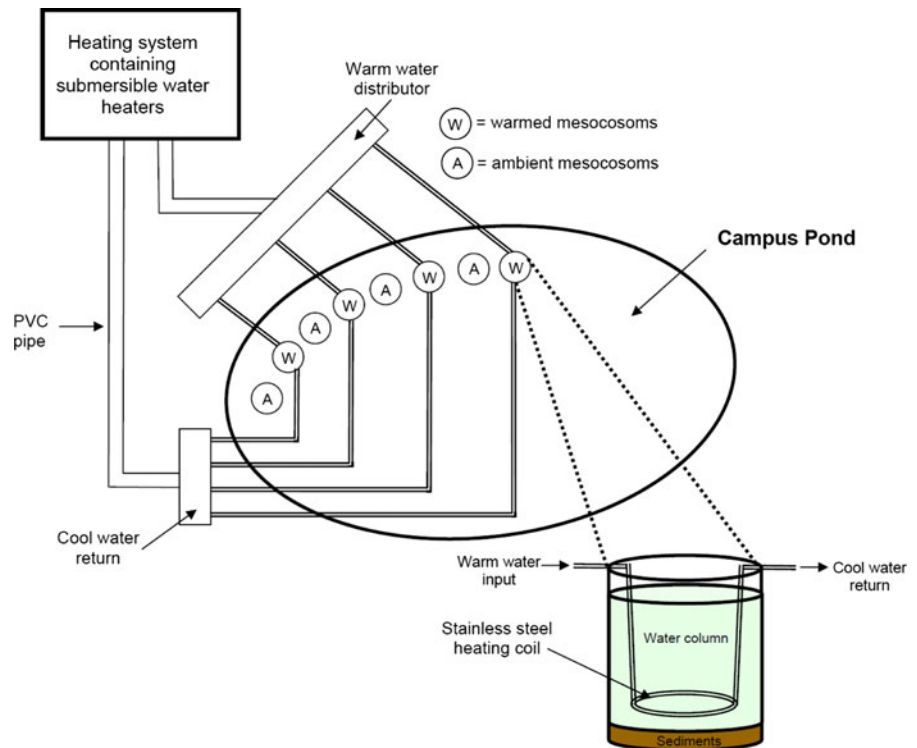
### Sampling procedure

Mesocosms were sampled twice weekly for algal biomass (measured as chlorophyll *a*), zooplankton biomass, colour and temperature, and once weekly for pCO<sub>2</sub>, total and dissolved phosphorus. Mesocosm walls were scrubbed once weekly to minimize periphytic growth and carbon/nutrient sequestration (as per Flanagan and McCauley 2008).

Temperature profiles were measured with a temperature probe (YSI 58, Yellow Springs, OH) to quantify the temperature manipulation. Measurements were taken just below the water surface, in the middle of the mesocosms and just above the sediments; only the values from the middle of the mesocosms are reported as these measures best represent the average heating manipulation. Continuous recording temperature loggers (ibutton, Maxim Innovation, CA) were also installed in the middle of two warmed mesocosms and two ambient mesocosms. These loggers recorded the temperature every 30 min and captured the diurnal temperature fluctuations and differences between warmed and ambient mesocosms on a finer time scale.

Dissolved CO<sub>2</sub> concentrations were determined by calculation from pH and alkalinity, measured by titration with 0.1 N HCl to an end point pH of 3.5

**Fig. 1** Bird's eye view of the University of Calgary campus pond experimental set-up and heating system, with a profile of a warm mesocosm to show the location of heating coils



(Thomas and Lynch 1960; Clesceri et al. 1998). Mesocosms were sampled between 07:30 and 08:30 h each week to ensure that there was no confounding effect of sampling time on  $\text{CO}_2$  concentrations. Water samples were taken from the middle of the mesocosms, with the 250-ml Nalgene<sup>®</sup> sampling containers inverted very slowly so as to minimize the amount of gases introduced into the water column due to sampling. Samples were placed on ice and in the dark for transport. All samples were warmed to room temperature prior to analysis to ensure that differences measured between treatments were not a result of the temperature effect on  $\text{CO}_2$  concentrations. Measures of  $\text{CO}_2$  concentration from the alkalinity calculation (in  $\text{mg CO}_2 \text{ l}^{-1}$ ) were converted to partial pressures of  $\text{CO}_2$  ( $\text{pCO}_2$  in  $\mu\text{atm}$ ) according to Henry's Law (Stumm and Morgan 1996) for ease of comparison with atmospheric  $\text{CO}_2$  levels in terms of undersaturation or oversaturation of  $\text{CO}_2$  in the water column.

Water colour was measured on the dissolved fraction of the pond water (filtered through 1.2- $\mu\text{m}$  GF filter) sampled from the middle of the mesocosm using a 250-ml Nalgene<sup>®</sup> sampling bottle. Colour was measured as absorbance on a spectrophotometer

(Shimadzu UV 1700, Suzhou, Jiangau, China) at a wavelength of 440 nm in a 10-cm cuvette, according to Cuthbert and Delgiorgio (1992). This measure determines the brown colour of dissolved substances and estimates the humic and fulvic compounds in the pond water (Pace and Cole 2002). Values reported for colour are expressed as a wavelength-specific absorption coefficient ( $\text{m}^{-1}$ ):

$$a_{440} = 2.303X \text{ (absorbance at 440 nm } \div 0.1 \text{ m)}$$

Total and dissolved phosphorus of the water column were measured according to the standard molybdate reaction method (Strickland and Parsons 1968) from samples taken in the middle of the mesocosms using a 1-l Nalgene<sup>®</sup> sampling bottle.

Mesocosms were mixed by hand for about 1 min prior to sampling for zooplankton and algal biomass; however, hand mixing was done carefully so as to not disturb the sediments on the bottom. The mesocosms were sampled from the centre using a 1-l Nalgene<sup>®</sup> bottle. Zooplankton from a 1 l sample were counted live and returned to the mesocosms. Taxa were identified to the level of family. Biomass estimates for the zooplankton community were calculated according to McCauley (1984). Differences in

community composition between warm and ambient mesocosms were examined by conducting Repeated measures ANOVAs (RM-ANOVA) on the four most abundant families through time.

To measure algal biomass, a 1 l sample was taken from the middle of the mesocosms using a dark brown Nalgene® sampling bottle, and a subsample was analysed for the chlorophyll *a* content using 90% acetone extraction and fluorescence on a fluorometer (Sequoia-Turner Model 450, Mountain View, CA). Total chlorophyll *a* and edible chlorophyll *a* were both measured. The edible fraction of the total chlorophyll *a* was determined based on size fractionation through a 35- $\mu\text{m}$  Nitex® mesh (McCauley and Murdoch 1990).

### Statistical analysis

All analyses were performed using SAS 9.1 (SAS Institute Inc., Cary, NC, USA). Mixed model RM-ANOVAs were performed on temperature,  $\text{pCO}_2$ , colour, total and dissolved phosphorus, chlorophyll *a* and zooplankton biomass to examine average treatment effects on each of these variables while controlling for within subject time-dependent correlations (Littell et al. 1998). The variance–covariance structure was modelled as one of four types: ante-dependence (ANTE(1)), unstructured (UN), heterogeneous autoregressive (ARH(1)) or spatial power (SP(POW)), according to the biological expectations for time dependence and limitations of the dataset. Selection of the most appropriate variance–covariance structure was determined based on the lowest value of the Akaike Information Criteria for small samples (AICC) (Wang and Goonewardenen 2004). The degrees of freedom were adjusted for non-independence using the Kenward Rogers method.

## Results

The heating system successfully established a temperature difference between the ambient and warm treatments (Fig. 2); the mean ( $\pm\text{SE}$ ) temperature in the warm mesocosms was  $19.3 (\pm 0.21)^\circ\text{C}$ , which was  $1.9 (\pm 0.29)^\circ\text{C}$  higher than in the ambient mesocosms ( $17.4 (\pm 0.21)^\circ\text{C}$ ) when examined over the duration of the experiment (RM-ANOVA,  $F = 42.71$ ,  $df = 1, 8.38$ ,  $P < 0.0001$ ). The temperature profiles

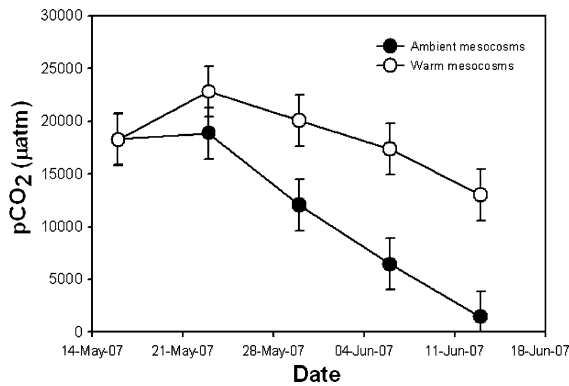
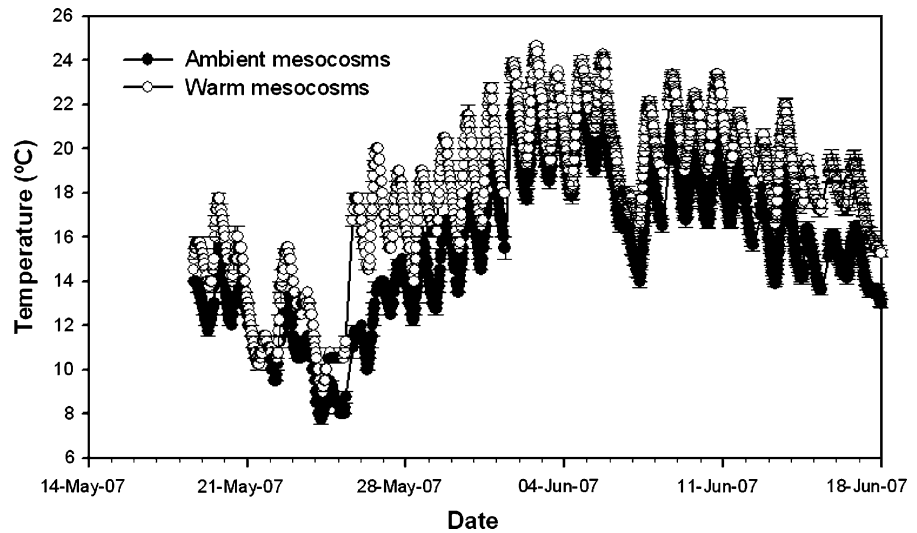
(taken just below the surface, in the middle of the mesocosm and just above the sediment surface) indicated a slightly larger increase in temperature just above the sediments with the warming manipulation; however, due to convective mixing of the water column, the heating treatment was relatively uniform throughout the mesocosm.

Warming significantly influenced the mean partial pressure of  $\text{CO}_2$  in the experimental mesocosms (Fig. 3). The mean ( $\pm\text{SE}$ )  $\text{pCO}_2$  in the ambient and warm mesocosms was initially  $18,293 (\pm 2,434) \mu\text{atm}$  and  $18,245 (\pm 2,434) \mu\text{atm}$ , respectively; however, by the end of the experiment, the mean ( $\pm\text{SE}$ )  $\text{pCO}_2$  in ambient mesocosms was  $1,438 (\pm 2,434) \mu\text{atm}$  and the warm mesocosms had a  $\text{pCO}_2$  of  $12,983 (\pm 2,434) \mu\text{atm}$ . Warming caused the overall average  $\text{pCO}_2$  to nearly double when examined over the duration of the experiment (RM-ANOVA,  $F = 8.55$ ,  $df = 1$ ,  $5.55$ ,  $P = 0.029$ ). Furthermore, when we examined the trend in  $\text{CO}_2$  with warming as two diverging trajectories over time (interaction between time and treatment in RM-ANOVA), we see that  $\text{pCO}_2$  values were significantly higher in the warm mesocosms from the third week of the experiment onwards (Table 1). By the end of the fifth week of the experiment, the warm mesocosms had an average of nine times the  $\text{pCO}_2$  of the ambient mesocosms (orthogonal contrast of warmed and ambient mesocosms on 13 June,  $t = 3.35$ ,  $df = 14.3$ ,  $P = 0.005$ ). Alkalinity measures used to determine the  $\text{CO}_2$  concentrations ranged from  $\sim 90$  to  $200 \text{ mg CaCO}_3 \text{ l}^{-1}$  and pH measured ranged from  $\sim 7$  to  $8.5$ .

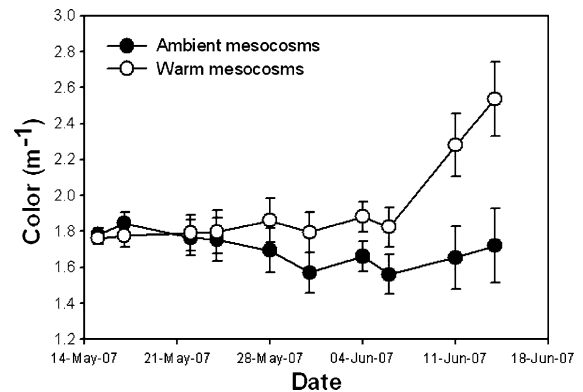
The water colour also differed with warming (Fig. 4). The warm mesocosms had significantly higher mean ( $\pm\text{SE}$ ) colour ( $1.931 (\pm 0.039) \text{ m}^{-1}$ ) than the ambient mesocosms ( $1.700 (\pm 0.039) \text{ m}^{-1}$ ) when examined over the entire experiment (RM-ANOVA,  $F = 17.64$ ,  $df = 1$ ,  $36.1$ ,  $P = 0.0002$ ). Although the interaction between the treatment effect and time was non-significant (RM-ANOVA,  $F = 1.89$ ,  $df = 9, 17.2$ ,  $P = 0.1223$ ), pairwise comparisons of the ambient and warm mesocosms showed a significant difference emerging between ambient and warm mesocosms for the last two sampling dates (orthogonal contrast on 11 June,  $t = 2.51$ ,  $df = 6$ ,  $P = 0.0460$ , orthogonal contrast on 13 June,  $t = 2.77$ ,  $df = 6$ ,  $P = 0.0323$ ).

Total phosphorus in the mesocosms ranged from  $30$  to  $60 \mu\text{g l}^{-1}$ . Dissolved phosphorus ranged from

**Fig. 2** Average temperature ( $^{\circ}\text{C}$ , two replicates per treatment, with SE bars shown) for ambient (*closed circles*) and warm (*open circles*) mesocosms for the duration of the experimentally warmed treatment period



**Fig. 3** The average  $\text{pCO}_2$  ( $\mu\text{atm}$ ) of ambient (*closed circles*) and warm (*open circles*) mesocosms including the SE of the four replicates for the 5 weeks of the experiment



**Fig. 4** The average colour ( $\text{m}^{-1}$ ) for the ambient (*closed circles*) and warm (*open circles*) mesocosms, SE bars of four replicates shown for the 5 weeks of the experiment

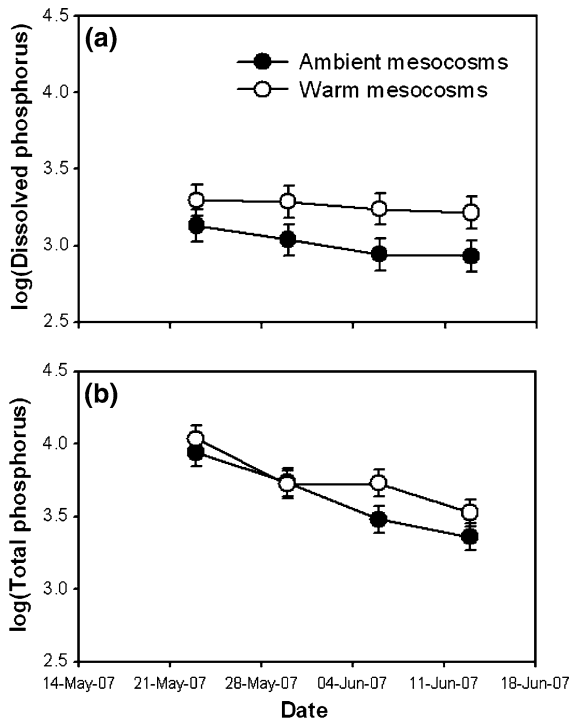
**Table 1** Pairwise contrasts between mean ambient and mean warm  $\text{pCO}_2$  for the 5 weeks of the experiment

Week	Difference (warm-ambient)	SE	df	t	P
1	-47	3,442	14.3	-0.01	0.9892
2	29,757	3,442	14.3	1.14	0.2734
3	60,795	3,442	14.3	2.33	0.0351
4	82,812	3,442	14.3	3.17	0.0067
5	87,615	3,442	14.3	3.35	0.0046

15 to  $30 \mu\text{g l}^{-1}$ . Total phosphorus and dissolved phosphorus were log transformed to meet the assumption of normality in the RM-ANOVA analysis. There was no significant effect of warming on either the log(dissolved phosphorus) (RM-ANOVA,

$F = 3.49$ ,  $df = 1,6.41$ ,  $P = 0.1079$ ) or log(total phosphorus) (RM-ANOVA,  $F = 1.73$ ,  $df = 1, 6.92$ ,  $P = 0.2308$ ) (Fig. 5). The log(dissolved phosphorus) also showed no significant trend with time (RM-ANOVA,  $F = 1.98$ ,  $df = 3,18.1$ ,  $P = 0.1523$ ) and no significant interaction between treatment effects and time (RM-ANOVA,  $F = 0.52$ ,  $df = 3, 18.1$ ,  $P = 0.6713$ ). Log (total phosphorus) did show an effect of time (RM-ANOVA,  $F = 14.81$ ,  $df = 3,17.9$ ,  $P < 0.0001$ ), with log(total phosphorus) decreasing as the experiment progressed. There was no interaction between treatment effects and time for log(total phosphorus) (RM-ANOVA,  $F = 1.70$ ,  $df = 3,17.9$ ,  $P = 0.2038$ ).

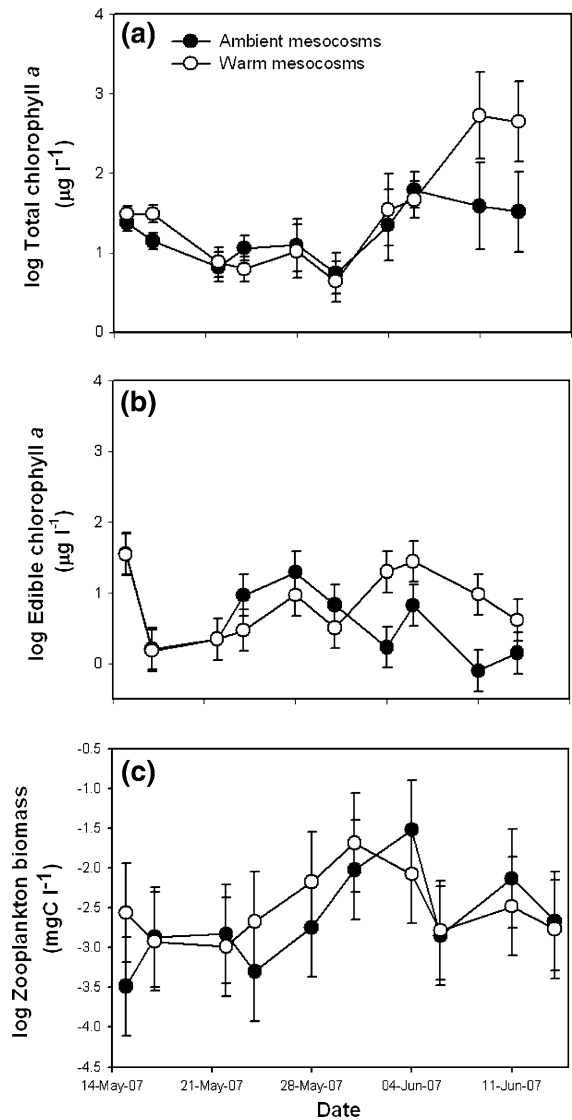




**Fig. 5** The average **a** log dissolved phosphorus ( $\mu\text{g l}^{-1}$ ) and **b** log total phosphorus ( $\mu\text{g l}^{-1}$ ) for ambient (closed circles) and warm (open circles) mesocosms. SE bars of four replicates shown

Total chlorophyll *a* in the mesocosms ranged from 1 to 40  $\mu\text{g l}^{-1}$  and edible chlorophyll *a* ranged from 1 to 7  $\mu\text{g l}^{-1}$ . Total and edible chlorophyll *a* was log transformed to meet the assumption of normality for the RM-ANOVA analysis. There was no significant effect of warming on log(total chlorophyll *a*) (RM-ANOVA,  $F = 2.13$ ,  $df = 1,30.4$ ,  $P = 0.1546$ ) (Fig. 6a). There was also no interaction between sampling date and warming for log(total chlorophyll *a*) (RM-ANOVA,  $F = 0.60$ ,  $df = 9,16.9$ ,  $P = 0.7766$ ). However, there was a significant trend with time for log(total chlorophyll *a*) (RM-ANOVA,  $F = 5.26$ ,  $df = 9,16.9$ ,  $P = 0.0017$ ). Log(edible chlorophyll *a*) also showed no effect of warming (RM-ANOVA,  $F = 2.21$ ,  $df = 1,20$ ,  $P = 0.1525$ ) (Fig. 6b) or interaction between warming and sampling date (RM-ANOVA,  $F = 1.76$ ,  $df = 9,46.8$ ,  $P = 0.1010$ ). There was an effect of time, however, on the log(edible chlorophyll *a*) (RM-ANOVA,  $F = 4.80$ ,  $df = 9,46.8$ ,  $P = 0.0001$ ).

Zooplankton biomass ranged from 0.05 to 2.5  $\text{mg l}^{-1}$ . Zooplankton biomass was log transformed

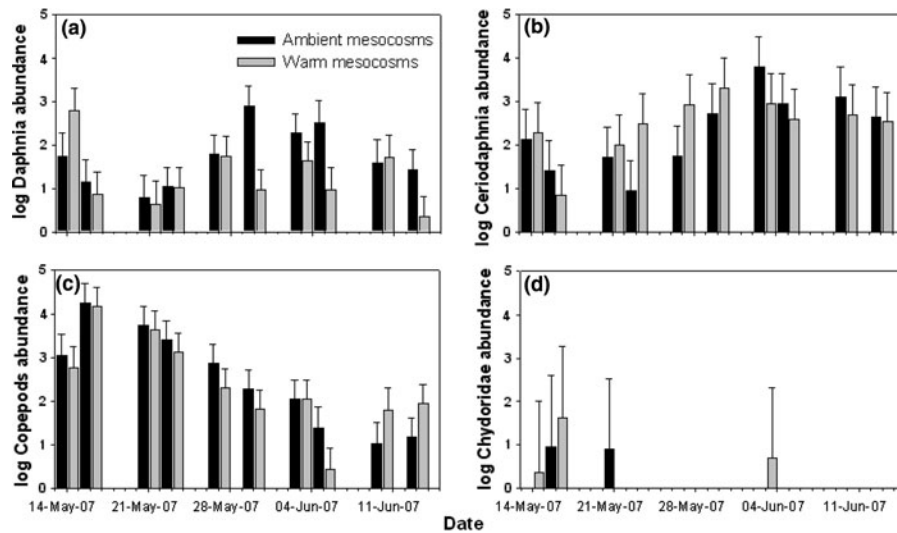


**Fig. 6** The average concentration of **a** log total chlorophyll *a* ( $\mu\text{g l}^{-1}$ ), **b** log edible chlorophyll *a* ( $\mu\text{g l}^{-1}$ ) and **c** log zooplankton biomass ( $\text{mg C l}^{-1}$ ) for the ambient and warmed treatments SE bars of four replicates shown

to meet the assumptions of RM-ANOVA. Log(zooplankton biomass) did not show a significant effect of warming (RM-ANOVA,  $F = 0.06$ ,  $df = 1,9.76$ ,  $P = 0.8130$ ) (Fig. 6c). There was also no trend in log(zooplankton biomass) with time (RM-ANOVA,  $F = 1.79$ ,  $df = 9,49.6$ ,  $P = 0.0944$ ) or any interaction between warming and time (RM-ANOVA,  $F = 0.71$ ,  $df = 9,49.6$ ,  $P = 0.6949$ ).

The four most abundant families of zooplankton (*Daphnia*, *Ceriodaphnia*, copepods and *Chydoridae*)





**Fig. 7** The average log abundances of **a** *Daphnia*, **b** *Ceriodaphnia*, **c** copepods and **d** *Chydoridae* for the ambient (black bars) and warm (grey bars) mesocosms. SE bars of four replicates shown

were analysed for changes in community composition with warming (Fig. 7). These four families consistently comprised over 80% of the total abundance of all taxa present. All analyses are done on the log(abundances) for each species. Log(*Daphnia* abundance) showed no effect of warming (RM-ANOVA,  $F = 3.02$ ,  $df = 1$ ,  $14.8$ ,  $P = 0.1028$ ). However, there was an effect of sampling date (RM-ANOVA,  $F = 2.32$ ,  $df = 9,37.3$ ,  $P = 0.0347$ ). There was no interaction between warming and sampling date (RM-ANOVA,  $F = 1.68$ ,  $df = 9,37.3$ ,  $P = 0.1285$ ). Pairwise contrasts between ambient and warm mesocosms showed a significant difference between log(*Daphnia* abundance) on a single sample date (30 May 2007) (orthogonal contrast,  $t = -3.01$ ,  $df = 42.3$ ,  $P = 0.004$ ). No other contrasts produced significant differences between ambient and warm mesocosms. Log(*Ceriodaphnia* abundance) showed no significant effect of warming (RM-ANOVA,  $F = 0.07$ ,  $df = 1,10.4$ ,  $P = 0.8002$ ), no effect of sampling date (RM-ANOVA,  $F = 1.92$ ,  $df = 9,45.2$ ,  $P = 0.0725$ ) and no interaction between warming and time (RM-ANOVA,  $F = 0.84$ ,  $df = 9,45.2$ ,  $P = 0.5850$ ). No pairwise contrasts between ambient and warmed mesocosms were significantly different. Log(copepod abundance) also had no effect of warming (RM-ANOVA,  $F = 0.19$ ,  $df = 1,12.8$ ,  $P = 0.6671$ ). There was, however, a significant effect of sampling date (RM-ANOVA,  $F = 7.79$ ,  $df = 9,37.5$ ,

$P < 0.0001$ ), but no interaction between warming and sampling date (RM-ANOVA,  $F = 0.51$ ,  $df = 9,37.5$ ,  $P = 0.8554$ ). No pairwise contrasts between ambient and warm mesocosms were significant. Log(*Chydoridae* abundance) also was not significantly different between ambient and warm mesocosms (RM-ANOVA,  $F = 1.36$ ,  $df = 1,13.5$ ,  $P = 0.2637$ ). There was an effect of sampling date (RM-ANOVA,  $F = 9.90$ ,  $df = 9,31.9$ ,  $P < 0.0001$ ) but no interaction between treatment and sampling date (RM-ANOVA,  $F = 1.60$ ,  $df = 9,31.9$ ,  $P = 0.1556$ ).

## Discussion

The pCO<sub>2</sub> in our shallow prairie pond experiment responded dramatically to warming. With approximately a 2°C increase in average temperature, warmed mesocosms maintained average pCO<sub>2</sub> levels above ambient mesocosm pCO<sub>2</sub>. This result suggests climate warming may directly influence exchange of CO<sub>2</sub> with the atmosphere via changes in internal processing of organic carbon in shallow ponds, causing ponds to release more CO<sub>2</sub> to the atmosphere than has previously been observed.

Both ambient and warmed mesocosms were initially supersaturated with respect to atmospheric pCO<sub>2</sub> (~390 μatm). The pCO<sub>2</sub> at the start of the

experiment was approximately 30 times atmospheric  $p\text{CO}_2$  ( $\sim 18,250 \mu\text{atm}$ ). While this is high, it is well within the range of  $p\text{CO}_2$  values for lakes worldwide ( $17\text{--}65,250 \mu\text{atm}$ ) (Sobek et al. 2005). Over the duration of the experiment, warm mesocosms maintained significantly higher  $p\text{CO}_2$  than ambient mesocosms; by the end of the fifth week of the experiment,  $p\text{CO}_2$  in warm mesocosms was approximately nine times the  $p\text{CO}_2$  of ambient mesocosms. We expected both primary production and respiration rates to increase with warming, however, we deduce based on the direction of the change in  $p\text{CO}_2$  with warming (an increase in saturation), that respiration rates increased more than primary production causing  $p\text{CO}_2$  to be elevated in warmed mesocosms. Consequently, in this experiment, the change in  $p\text{CO}_2$  indicates that respiration may have been limited by temperature to a greater extent than primary productivity (which may have been limited by nutrient concentrations and/or light penetration, for example) causing respiration to increase over-and-above increases in primary productivity with warming.

The colour of the mesocosms was also significantly influenced by warming, with warmed mesocosms having higher average colour. Water colour, as measured, is indicative of the amount of coloured dissolved organic carbon (CDOC) present in the water column, typically in the form of humic and fulvic acids (Cuthbert and Delgiorgio 1992; Pace and Cole 2002). CDOC forms as a by-product of degradation/decomposition of organic matter (Jansson et al. 2000; Koelmans and Prevo 2003), and in this experiment, because mesocosms were closed to all external organic carbon sources (i.e. runoff of organic material from the surrounding terrestrial landscape), the organic carbon substrate being degraded and producing CDOC was carbon in mesocosm sediments and water column (Cuthbert and Delgiorgio 1992; Eiler et al. 2003; Houser et al. 2003; Pace and Cole 2002). The measured increase in colour with warming provides evidence that increased decomposition of organic matter within the mesocosms fuelled elevated  $\text{CO}_2$  production in warmed mesocosm causing  $p\text{CO}_2$  to remain higher relative to ambient mesocosms. In terms of carbon cycling in lakes and ponds, this would shift the role of lakes towards increased  $\text{CO}_2$  emission to the atmosphere and reduced storage in sediments, which if the response occurred for lakes and ponds on a wide scale may

have important implications for the role lakes and ponds play in the global carbon cycle (Cole et al. 2007).

The nutrient levels for both dissolved and total phosphorus showed no effect of warming. In addition, the lack of any significant differences between zooplankton biomass, zooplankton community structure and chlorophyll *a* indicates that the food web played a relatively minor role in the response of the mesocosms to warming. There was a dynamical response in the community composition over time, with *Ceriodaphnia* abundance increasing and copepod abundance decreasing; however, there was no shift in community composition with warming. It appears that the primary response to warming was that of microbial activity on organic substrates in the sediments and water column altering mesocosm colour and  $p\text{CO}_2$ . The lack of response in the zooplankton community to warming may have been due to direct competitive interactions between algae and bacteria (Carpenter et al. 1998; Cotner and Biddanda 2002; Grover 2000; Klug 2005), photoinhibition of algae due to increased colour (Houser et al. 2003) or nutrient substrate limitation rather than temperature limitation on the growth rates.

The observed dramatic increase in average  $p\text{CO}_2$  with warming is likely a 'transient response' that could be very important in calculating annual changes in pond carbon budgets. Elevated respiration due to decomposition of the sediments and water column organic carbon can only be sustained as long as there is suitable organic matter available for decomposition. Based on this experiment, it appears that some proportion of the large amount of organic carbon currently stored in the sediments and water column of shallow lakes and ponds will likely decompose under a warmer climate increasing the  $\text{CO}_2$  flux to the atmosphere and decreasing carbon storage. However, seasonal effects on these release rates, as well as, the duration (extent) of this efflux remain unknown.

In light of our two experiments, understanding conditions that promote the response of increased  $\text{CO}_2$  sequestration as was observed in our previous experiment (Flanagan and McCauley 2008) versus enhanced  $\text{CO}_2$  release observed in this experiment is important. It appears based on the difference in response to  $p\text{CO}_2$  to warming between the two experiments that the availability of sediments for respiration is critical in determining the direction of the response of  $p\text{CO}_2$  to

warming. Whether organic carbon in the sediments is readily available when ponds are warmed will likely depend on the physical proximity of sediments to surface waters (i.e. depth, proportion of lake that is littoral zone), light penetration, extent of warming of sediments and changes in thermal stratification. However, to generalize these results to the global carbon cycle, we need to better understand how the physical conditions of lakes and ponds would promote or hinder decomposition of the sediments under warmed conditions and how the measured effect of warming is altered when considered in the context of lakes and ponds embedded in a landscape. In addition, changes in organic carbon input to lakes with climate change will also influence the net carbon exchange from lakes and ponds. Integrating the effects of both changes in internal processes due to direct effects of warming as well as changes in loading to lakes will be necessary for understanding how the  $p\text{CO}_2$  of lakes will change. Further experimentation is required to determine how these factors interact.

Shallow lakes are expected to be particularly influenced by climate warming (Baulch et al. 2005; Carvalho and Kirika 2003; Gyllstrom et al. 2005; Moss et al. 2003). The fact that the global distribution of lakes is dominated by millions of small water bodies (Downing et al. 2006) suggests that the response observed in this experiment to warming may be important to carbon cycling on a global scale.

**Acknowledgments** KMF gratefully acknowledges scholarship support from the Natural Sciences Research Council (NSERC) and Alberta Ingenuity Fund (AIF). The research was also supported by a NSERC Operating grant, a Canadian Foundation for Innovation Award, and a Canada Research Chair awarded to EM. Helpful comments from G. Schatz, K. Simpson, and S. Bailey are gratefully acknowledged. Technical support was provided by D. Iredale, D. Cooper, T. MacDonald, E. Irwin, A. Kolibar, A. Parent, and L. Kaupas.

**Open Access** This article is distributed under the terms of the Creative Commons Attribution Noncommercial License which permits any noncommercial use, distribution, and reproduction in any medium, provided the original author(s) and source are credited.

## References

- Alin SR, Johnson TC (2007) Carbon cycling in large lakes of the world: a synthesis of production, burial, and lake-atmosphere exchange estimates. *Glob Biogeochem Cycles* 21:GB3002. doi:[10.1029/2006GB002881](https://doi.org/10.1029/2006GB002881)
- Baulch HM, Schindler DW, Turner MA, Findlay DL, Paterson MJ (2005) Effects of warming on benthic communities in a boreal lake: implications of climate change. *Limnol Oceanogr* 50:1377–1392
- Carpenter SR, Cole JJ, Kitchell JF, Pace ML (1998) Impact of dissolved organic carbon, phosphorus, and grazing on phytoplankton biomass and production in experimental lakes. *Limnol Oceanogr* 43:73–80
- Carpenter SR, Cole JJ, Pace ML, Van de Bogert M, Bade DL, Bastviken D, Gille CM, Hodgson JR, Kitchell JF, Krutzberg ES (2005) Ecosystem subsidies: terrestrial support of aquatic food webs from C-13 addition to contrasting lakes. *Ecology* 86:2737–2750
- Carvalho L, Kirika A (2003) Changes in shallow lake functioning: response to climate change and nutrient reduction. *Hydrobiologia* 506:789–796
- Clesceri LS, Greenberg AE, Eaton AD (1998) Standard methods for the examination of water and wastewater, 20th edn. American Public Health Association, Washington, DC, pp 31–32
- Cole JJ, Caraco NF, Kling GW, Kratz TK (1994) Carbon-dioxide supersaturation in the surface waters of lakes. *Science* 265:1568–1570
- Cole JJ, Pace ML, Carpenter SR, Kitchell JF (2000) Persistence of net heterotrophy in lakes during nutrient addition and food web manipulations. *Limnol Oceanogr* 45:1718–1730
- Cole JJ, Carpenter SR, Kitchell JF, Pace ML (2002) Pathways of organic carbon utilization in small lakes: results from a whole-lake C-13 addition and coupled model. *Limnol Oceanogr* 47:1664–1675
- Cole JJ, Prairie YT, Caraco NF, McDowell WH, Tranvik LJ, Striegl RG, Duarte CM, Kortelainen P, Downing JA, Middelburg JJ, Melack J (2007) Plumbing the global carbon cycle: integrating inland waters into the terrestrial carbon budget. *Ecosystems* 10:171–184
- Cotner JB, Biddanda BA (2002) Small players, large role: microbial influence on biogeochemical processes in pelagic aquatic ecosystems. *Ecosystems* 5:105–121
- Cuthbert ID, Delgiorgio P (1992) Toward a standard method of measuring colour in fresh-water. *Limnol Oceanogr* 37:1319–1326
- Dean WE, Gorham E (1998) Magnitude and significance of carbon burial in lakes, reservoirs, and peatlands. *Geology* 26:535–538
- del Giorgio PA, Peters RH (1993) Balance between phytoplankton production and plankton respiration in lakes. *Can J Fish Aquat Sci* 50:282–289
- Dillon PJ, Molot LA (2005) Long-term trends in catchment export and lake retention of dissolved organic carbon, dissolved organic nitrogen, total iron, and total phosphorus: the Dorset, Ontario, study, 1978–1998. *J Geophys Res-Biogeosciences* 110(G1), G01002. doi:[1029/2004JG000003](https://doi.org/10.1029/2004JG000003)
- Downing JA, Prairie YT, Cole JJ, Duarte CM, Tranvik LJ, Striegl RG, McDowell WH, Kortelainen P, Caraco NF, Melack JM, Middelburg JJ (2006) The global abundance and size distribution of lakes, ponds, and impoundments. *Limnol Oceanogr* 51:2388–2397
- Duarte CM, Prairie YT (2005) Prevalence of heterotrophy and atmospheric CO<sub>2</sub> emissions from aquatic ecosystems. *Ecosystems* 8:862–870

- Eiler A, Langenheder S, Bertilsson S, Tranvik LJ (2003) Heterotrophic bacterial growth efficiency and community structure at different natural organic carbon concentrations. *Appl Environ Microbiol* 69:3701–3709
- Einsele G, Yan JP, Hinderer M (2001) Atmospheric carbon burial in modern lake basins and its significance for the global carbon budget. *Glob Planet Change* 30:167–195
- Evans CD, Monteith DT, Cooper DM (2005) Long-term increases in surface water dissolved organic carbon: observations, possible causes and environmental impacts. *Environ Pollut* 137:55–71
- Falkowski P, Scholes RJ, Boyle E, Canadell J, Canfield D, Elser J, Gruber N, Hibbard K, Hogberg P, Linder S, Mackenzie FT, Moore B, Pedersen T, Rosenthal Y, Seitzinger S, Smetacek V, Steffen W (2000) The global carbon cycle: a test of our knowledge of earth as a system. *Science* 290:291–296
- Flanagan KM, McCauley E (2008) Warming and depth interact to effect carbon dioxide concentration in aquatic mesocosms. *Freshw Biol* 53:669–680
- Flanagan KM, McCauley E, Wrona F (2006) Freshwater food web alter CO<sub>2</sub> saturation through sedimentation. *Glob Change Biol* 12:644–651
- Grover JP (2000) Resource competition and community structure in aquatic microorganisms: experimental studies of algae and bacteria along a gradient of organic carbon to inorganic phosphorus supply. *J Plankton Res* 22: 1591–1610
- Gyllstrom M, Hansson LA, Jeppesen E, Garcia-Criado F, Gross E, Irvine K, Kairesalo T, Kornijow R, Miracle MR, Nykanen M, Noges T, Romo S, Stephen D, Van Donk E, Moss B (2005) The role of climate in shaping zooplankton communities of shallow lakes. *Limnol Oceanogr* 50:2008–2021
- Hanson PC, Pollard AI, Bade DL, Predick K, Carpenter SR, Foley JA (2004) A model of carbon evasion and sedimentation in temperate lakes. *Glob Change Biol* 10:1285–1298
- Houser JN, Bade DL, Cole JJ, Pace ML (2003) The dual influences of dissolved organic carbon on hypolimnetic metabolism: organic substrate and photosynthetic reduction. *Biogeochemistry* 64:247–269
- Jansson M, Bergstrom AK, Blomqvist P, Drakare S (2000) Allochthonous organic carbon and phytoplankton/bacterioplankton production relationships in lakes. *Ecology* 81:3250–3255
- Klug J (2005) Bacterial response to dissolved organic matter affects resource availability for algae. *Can J Fish Aquat Sci* 62:472–481
- Koelmans AA, Prevo L (2003) Production of dissolved organic carbon in aquatic sediment suspensions. *Water Res* 37:2217–2222
- Lennon JT, Pfaff LE (2005) Source and supply of terrestrial organic matter affects aquatic microbial metabolism. *Aquat Microb Ecol* 39:107–119
- Littell R, Henry P, Ammerman C (1998) Statistical analysis of repeated measures data using SAS procedures. *J Anim Sci* 76:1226–1231
- McCauley E (1984) The estimation of the abundance and biomass of zooplankton in samples. Blackwell, Great Yarmouth, Norfolk
- McCauley E, Murdoch WW (1990) Predator prey dynamics in environments rich and poor in nutrients. *Nature* 343: 455–457
- Moore TR, Roulet NT, Waddington JM (1998) Uncertainty in predicting the effect of climatic change on the carbon cycling of Canadian peatlands. *Clim Change* 40:229–245
- Moss B, McKee D, Atkinson D, Collings SE, Eaton JW, Gill AB, Harvey I, Hatton K, Heyes T, Wilson D (2003) How important is climate? Effects of warming, nutrient addition and fish on phytoplankton in shallow lake mesocosms. *J Appl Ecol* 40:782–792
- Pace ML, Cole JJ (2002) Synchronous variation of dissolved organic carbon and colour in lakes. *Limnol Oceanogr* 47:333–342
- Schindler DE, Carpenter SR, Cole JJ, Kitchell JF, Pace ML (1997) Influence of food web structure on carbon exchange between lakes and the atmosphere. *Science* 277:248–251
- Sobek S, Tranvik LJ, Cole JJ (2005) Temperature independence of carbon dioxide supersaturation in global lakes. *Glob Biogeochem Cycles* 19:GB2003. doi:[10.1029/2004GB002263](https://doi.org/10.1029/2004GB002263)
- Strickland J, Parsons T (1968) A practical handbook of seawater analysis. Fish Res Board Canada (Bulletin 167)
- Stumm W, Morgan JJ (1996) Aquatic chemistry: chemical equilibria and rates in natural waters, 3rd edn. Wiley, New York
- Thomas JFJ, Lynch JJ (1960) Determination of carbonate alkalinity in natural waters. *J Am Water Works Assoc* 52:259–268
- Van der Meulen M (2003) Herbivory and algal community dynamics: evaluating direct and indirect effects. Dissertation. University of Calgary, Canada
- Wang Z, Goonewardene LA (2004) The use of MIXED models in the analysis of animal experiments with repeated measures data. *Can J Anim Sci* 84:1–11