

Lawrence Berkeley National Laboratory

LBL Publications

Title

Measurements in SUGRA Models with Large $\tan\beta$ at LHC

Permalink

<https://escholarship.org/uc/item/9v56030n>

Authors

Hinchliffe, I

Paige, F E


Publication Date

1999-07-01

Copyright Information

This work is made available under the terms of a Creative Commons Attribution License, available at <https://creativecommons.org/licenses/by/4.0/>

**ERNEST ORLANDO LAWRENCE
BERKELEY NATIONAL LABORATORY**




**Measurements in SUGRA Models
with Large $\tan\beta$ at LHC**

I. Hinchliffe and F.E. Paige

Physics Division

July 1999

Submitted to
Physical Review D



REFERENCE COPY |
Does Not |
Circulate |
Bldg. 50 Library - Ref.
Lawrence Berkeley National Laboratory

DISCLAIMER

This document was prepared as an account of work sponsored by the United States Government. While this document is believed to contain correct information, neither the United States Government nor any agency thereof, nor the Regents of the University of California, nor any of their employees, makes any warranty, express or implied, or assumes any legal responsibility for the accuracy, completeness, or usefulness of any information, apparatus, product, or process disclosed, or represents that its use would not infringe privately owned rights. Reference herein to any specific commercial product, process, or service by its trade name, trademark, manufacturer, or otherwise, does not necessarily constitute or imply its endorsement, recommendation, or favoring by the United States Government or any agency thereof, or the Regents of the University of California. The views and opinions of authors expressed herein do not necessarily state or reflect those of the United States Government or any agency thereof or the Regents of the University of California.

Measurements in SUGRA Models with Large $\tan \beta$ at LHC*

I. Hinchliffe^a and F.E. Paige^b

^a*Lawrence Berkeley National Laboratory, Berkeley, CA*

^b*Brookhaven National Laboratory, Upton, NY*

Abstract

We present an example of a scenario of particle production and decay in supersymmetry models in which the supersymmetry breaking is transmitted to the observable world via gravitational interactions. The case is chosen so that there is a large production of tau leptons in the final state. It is characteristic of large $\tan \beta$ in that decays into muons and electrons may be suppressed. It is shown that hadronic tau decays can be used to reconstruct final states.

*This work was supported in part by the Director, Office of Science, Office of High Energy and Nuclear physics, Division of High Energy Physics of the U.S. Department of Energy under Contracts DE-AC03-76SF00098 and DE-AC02-98CH10886.

Contents

1	Introduction	1
2	Effective mass distribution	4
3	Tau-Tau invariant mass	5
4	Reconstruction of $\tilde{g} \rightarrow b\tilde{b} \rightarrow b\tilde{\chi}_2^0 b \rightarrow bb\tau^+\tau^-\tilde{\chi}_1^0$	7
5	Light Squarks	9
6	Extraction of \tilde{q}_R	10
7	Dilepton Final states	12
8	Determining SUSY parameters and Conclusion	13

1 Introduction

If supersymmetry (SUSY) exists at the electroweak scale, then gluinos and squarks will be copiously produced in pairs at the LHC and will decay via cascades involving other SUSY particles. The characteristics of these decays and hence of the signals that will be observed and the measurements that will be made depend upon the actual SUSY model and in particular on the pattern of supersymmetry breaking. Previous, detailed studies of signals for SUSY at the LHC [1, 2, 3, 4] have used the SUGRA model [5, 6], in which the supersymmetry breaking is transmitted to the sector of the theory containing the Standard Model particles and their superpartners via gravitational interactions. The minimal version of this model has just four parameters plus a sign. The lightest supersymmetric particle ($\tilde{\chi}_1^0$) has a mass of order 100 GeV, is stable, is produced in the decay of every other supersymmetric particle and is neutral and therefore escapes the detector. The strong production cross sections and the characteristic signals of events with multiple jets plus missing energy \cancel{E}_T or with like-sign dileptons $\ell^\pm\ell^\pm$ plus \cancel{E}_T [7] enable SUSY to be extracted trivially from Standard Model backgrounds. Characteristic signals were identified that can be exploited to determine, with great precision, the fundamental parameters of these model over the whole of its parameter space. Variants of this model where R-Parity is broken [8] and the $\tilde{\chi}_1^0$ is unstable have also been discussed [9].

These models have characteristic final states depending upon their parameters. The next to lightest neutral gaugino $\tilde{\chi}_2^0$ is produced in the decays of squarks and gluinos which themselves may be produced copiously at the LHC. The decay of $\tilde{\chi}_2^0$ then provides a tag from which the detailed analysis of supersymmetric events can begin. The dominant decay is usually either $\tilde{\chi}_2^0 \rightarrow h\tilde{\chi}_1^0$ or $\tilde{\chi}_2^0 \rightarrow \ell^+\ell^-\tilde{\chi}_1^0$, which can proceed directly or via the two step decay $\tilde{\chi}_2^0 \rightarrow \ell^+\tilde{\ell}^- \rightarrow \ell^+\ell^-\tilde{\chi}_1^0$. The latter leads to events with isolated leptons. Both of these characteristic features have been explored in some detail in previous studies [2, 3, 4].

In the previous cases the smuon, selectron and stau were essentially degenerate. At larger values of $\tan\beta$, this degeneracy is lifted and the $\tilde{\tau}_1$ becomes the lightest slepton. If $m_{1/2}$ is small enough, then the two-body decays $\tilde{\chi}_2^0 \rightarrow \tilde{\chi}_1^0 h$, $\tilde{\chi}_1^0 Z$ will not be allowed, and if m_0 is large enough, then $\tilde{\chi}_2^0 \rightarrow \tilde{\ell}_R \ell$ will also not be allowed. Then for large enough $\tan\beta$ the only allowed two-body decays are $\tilde{\chi}_2^0 \rightarrow \tau^\pm\tilde{\tau}^\mp \rightarrow \tau^+\tau^-\tilde{\chi}_1^0$. In such cases, tau decays are dominant, and final states involving tau's must be used.

The simulation in this paper is based on the implementation of the minimal SUGRA model in ISAJET [10]. We use $m_0 = m_{1/2} = 200$ GeV, $\tan\beta = 45$, $A_0 = 0$ and $\text{sgn}\mu = -1$. The mass spectrum for this case is shown in Table 1. The only allowed two-body decay of $\tilde{\chi}_2^0$ is into $\tilde{\tau}_1\tau$, so it has a branching ratio of more than 99%.

The total production cross-section for this model is 99 pb at the LHC. The rates are dominated by the production of $\tilde{g}\tilde{g}$ and $\tilde{g}\tilde{q}$ final states. Interesting decays include:

- $BR(\tilde{\chi}_2^0 \rightarrow \tau\tilde{\tau}_1) = 99.9\%$; $BR(\tilde{\chi}_1^+ \rightarrow \nu_\tau\tilde{\tau}_1) = 99.9\%$
- $BR(\tilde{\chi}_3 \rightarrow \tilde{\chi}_2^0 Z) = 13\%$; $BR(\tilde{\chi}_3 \rightarrow \tau\tilde{\tau}_1) = 21\%$;
- $BR(\tilde{g} \rightarrow b\tilde{b}_1) = 55\%$; $BR(\tilde{g} \rightarrow b\tilde{b}_2) = 10\%$;
- $BR(\tilde{g} \rightarrow q_L\tilde{q}_L) = 2.9\%$; $BR(\tilde{g} \rightarrow q_R\tilde{q}_R) = 5.7\%$;
- $BR(\tilde{q}_L \rightarrow \tilde{\chi}_2^0 q) = 30\%$; $BR(\tilde{q}_R \rightarrow \tilde{\chi}_1^0 q) = 97\%$;

Here q refers to a light quark.

Table 1: Masses of the superpartners, in GeV, for the case being studied. Note that the first and second generation squarks and sleptons are degenerate and so are not listed separately.

Sparticle	mass	Sparticle	mass
\tilde{g}	540		
$\tilde{\chi}_1^\pm$	151	$\tilde{\chi}_2^\pm$	305
$\tilde{\chi}_1^0$	81	$\tilde{\chi}_2^0$	152
$\tilde{\chi}_3^0$	285	$\tilde{\chi}_4^0$	303
\tilde{u}_L	511	\tilde{u}_R	498
\tilde{d}_L	517	\tilde{d}_R	498
\tilde{t}_1	366	\tilde{t}_2	518
\tilde{b}_1	391	\tilde{b}_2	480
\tilde{e}_L	250	\tilde{e}_R	219
$\tilde{\nu}_e$	237	$\tilde{\tau}_2$	258
$\tilde{\tau}_1$	132	$\tilde{\nu}_\tau$	217
h^0	112	H^0	157
A^0	157	H^\pm	182

All the analyses presented here are based on ISAJET 7.37 [10] and a simple detector simulation. 600K signal events were generated which would correspond to 6 fb^{-1} of integrated luminosity. The Standard Model background samples contained 250K events for each of $t\bar{t}$, WZ with $W \rightarrow e\nu, \mu\nu, \tau\nu$, and Zj with $Z \rightarrow \nu\bar{\nu}, \tau\tau$, and 5000K QCD jets (including g, u, d, s, c , and b) divided among five bins covering $50 < P_T < 2400 \text{ GeV}$. Fluctuations on the histograms reflect the generated statistics. On many of the plots that we show, very few Standard Model background events survive the cuts and the corresponding fluctuations are large, but in all cases we can be confident that the signal is much larger than the residual background. The cuts that we chosen have not been optimized, but rather have been chosen to get background free samples.

The detector response is parameterized by Gaussian resolutions characteristic of the ATLAS [11] detector without any tails. All energy and momenta are measured in GeV. In the central region of rapidity we take separate resolutions for the electromagnetic (EMCAL) and hadronic (HCAL) calorimeters, while the forward region uses a common resolution:

$$\begin{array}{lll}
 \text{EMCAL} & 10\%/\sqrt{E} \oplus 1\%, & |\eta| < 3 \\
 \text{HCAL} & 50\%/\sqrt{E} \oplus 3\%, & |\eta| < 3 \\
 \text{FCAL} & 100\%/\sqrt{E} \oplus 7\%, & |\eta| > 3
 \end{array}$$

A uniform segmentation $\Delta\eta = \Delta\phi = 0.1$ is used with no transverse shower spreading. Both ATLAS [11] and CMS [12] have finer segmentation over most of the rapidity range, but the neglect of shower spreading is unrealistic, especially for the forward calorimeter. Missing transverse energy is calculated by taking the magnitude of the vector sum of the transverse energy deposited in the calorimeter cells. An oversimplified parameterization of the muon momentum resolution of the ATLAS detector — including a both the inner tracker and the muon system measurements — is used, *viz*

$$\delta P_T/P_T = \sqrt{0.016^2 + (0.0011P_T)^2}$$

For electrons we use a momentum resolution obtained by combining the electromagnetic calorimeter resolution above with a tracking resolution of the form

$$\delta P_T/P_T = \left(1 + \frac{0.4}{(3 - |\eta|)^3}\right) \sqrt{(0.0004 P_T)^2 + 0.0001}$$

This provides a slight improvement over the calorimeter alone.

Jets are found using GETJET [10] with a simple fixed-cone algorithm. The jet multiplicity in SUSY events is rather large, so we will use a cone size of

$$R = \sqrt{(\Delta\eta)^2 + (\Delta\phi)^2} = 0.4$$

unless otherwise stated. Jets are required to have at least $P_T > 20$ GeV; more stringent cuts are often used. All leptons are required to be isolated and have some minimum P_T and $|\eta| < 2.5$, consistent with the coverage of the central tracker and muon system. An isolation requirement that no more than 10 GeV of additional E_T be present in a cone of radius $R = 0.2$ around the lepton is used to reject leptons from b -jets and c -jets. In addition to these kinematic cuts a lepton (e or μ) efficiency of 90% and a b -tagging efficiency of 60% is assumed [11].

As taus are a crucial part of this analysis, they require special treatment. We concentrate on hadronic tau decays, since for leptonic decays the origin of the lepton is not clear and the visible lepton in general carries only a small fraction of the true tau momentum. If we were to select multiprong tau decays and reconstruct the invariant mass of these decay products, then by requiring that the reconstructed mass be very close to the tau mass we could select those decays where the neutrino has no energy and the total momentum of the tau is determined. There would also be no dependence on the polarization state of the produced tau. This method would of course give very small acceptance and would be very sensitive to detector resolution issues as the invariant mass cannot be reconstructed perfectly. In our actual analysis we use cuts that provide a reasonable compromise between efficiency and selection of high invariant masses.

Using the fast simulation, we first identify the hadronic taus by searching the reconstructed jet list for jets with $P_T > 20$ GeV and $|\eta| < 2.5$. We then compare these jets with the generated tau momenta and assign them to a reconstructed tau if $E_\tau > 0.8 E_{jet}$ and the center of the jet and the tau are separated by $\Delta R < 0.4$.

A full simulation of the ATLAS detector is needed to understand the selection hadronic tau decays with large invariant mass. A full simulation of our supersymmetry case is not feasible due to the complexity of the SUSY events and the consequent huge CPU time required by the full simulation. As the most important issue is the measurement of the invariant mass of tau pairs a full simulation [13] of $Z + \text{jet}$ events with $Z \rightarrow \tau\tau$ which produces tau pairs of well defined invariant mass is used. Events were generated with PYTHIA [14] and passed through the ATLAS GEANT simulation (DICE) and reconstruction (ATRECON) programs [15]. The charged particles were reconstructed with the tracking system and the photons with the calorimeter. Cuts were then applied to the invariant mass and isolation of the reconstructed taus. In particular the reconstructed mass of the tau decay products was required to be larger than 0.8 GeV. This rejects the $\tau \rightarrow \pi\nu_\tau$ decay. QCD jets in the same events were studied with the same algorithm so its effect on these jets can be determined. These cuts produce a rejection factor against QCD jets of a factor of 15 and accept 41% of the hadronic tau decays. We now apply these results to the hadronic tau's identified in our fast simulation on a probabilistic basis. The accepted hadronic decays are assumed to be measured using the resolution from the full simulation, while the ones not accepted are put back into the jet list. Fake τ 's are made by reassigning jets with the appropriate probability. The full

simulation also indicates that the tau charge is correctly identified 92% of the time. We include this factor in our fast τ reconstruction and assign the fake tau's to either sign with equal probability. For cases where the $\tau\tau$ invariant mass is to be measured, the generated $\tau\tau$ invariant mass is smeared with a resolution derived from the full simulation, i.e., a Gaussian with a peak at $M = 0.66M_{\tau\tau}$ and $\sigma/M = 0.12$. In cases where the measured momentum of the τ decay products is needed, the measured jet energy is used.

Results are presented for an integrated luminosity of 10 fb^{-1} , corresponding to one year of running at $10^{33}\text{ cm}^{-2}\text{s}^{-1}$; pile up has not been included. We will occasionally comment on the cases where the full design luminosity of the LHC, i.e. $10^{34}\text{ cm}^{-2}\text{s}^{-1}$, will be needed to complete the studies. For many of the histograms shown, a single event can give rise to more than one entry due to different possible combinations. When this occurs, all combinations are included.

The rest of this paper is organized as follows. We first illustrate how measurement of the $\tau\tau$ final state can be used to infer information on the masses of the staus. We then use this final state in conjunction with b -jets to reconstruct gluinos and bottom squarks. Methods for extracting information on light squarks are then shown and the dilepton mass distribution is used to give information on the masses and on $\tilde{\chi}_4^0$. Finally we show how this information can be combined to constrain the underlying model parameters.

2 Effective mass distribution

The first step in the search for new physics is to discover a deviation from the Standard Model and to estimate the mass scale associated with it. SUSY production at the LHC is dominated by gluinos and squarks, which decay into multiple jets plus missing energy. A variable which is sensitive to inclusive gluino and squark decays is the effective mass M_{eff} , defined as the scalar sum of the P_T 's of the four hardest jets and the missing transverse energy \cancel{E}_T ,

$$M_{\text{eff}} = p_{T,1} + p_{T,2} + p_{T,3} + p_{T,4} + \cancel{E}_T.$$

Here the jet P_T 's have been ordered such that $p_{T,1}$ is the transverse momentum of the leading jet. The Standard Model backgrounds tend to have smaller \cancel{E}_T , fewer jets and a lower jet multiplicity. In addition, since a major source of \cancel{E}_T is weak decays, large \cancel{E}_T events in the Standard Model tend to have the missing energy associated with leptons. To suppress these backgrounds, the following cuts were made:

- $\cancel{E}_T > 100\text{ GeV}$;
- ≥ 4 jets with $P_T > 50\text{ GeV}$ and $p_{T,1} > 100\text{ GeV}$;
- Transverse sphericity $S_T > 0.2$;
- No μ or isolated e with $P_T > 20\text{ GeV}$ and $|\eta| < 2.5$;
- $\cancel{E}_T > 0.2M_{\text{eff}}$.

Note that some of these jets could result from hadronic tau decays. With these cuts and the idealized detector assumed here, the signal is much larger than the Standard Model backgrounds for large M_{eff} , as is illustrated in Figure 1. Thus, the discovery strategy developed for low $\tan\beta$ [1] also works for this case. As demonstrated in more detail elsewhere [1] the shape of this effective mass distribution can be used to estimate the masses of the SUSY particles that are most copiously produced; here squarks and gluinos.

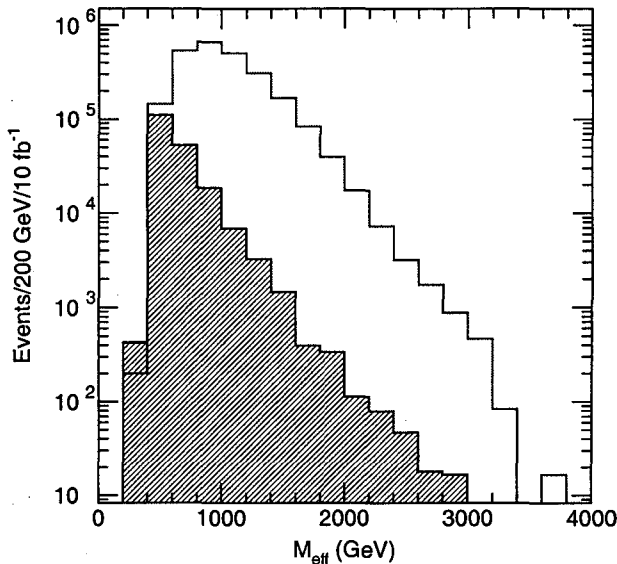


Figure 1: SUSY signal (open histogram) and Standard Model backgrounds (filled histogram).

3 Tau-Tau invariant mass

As can be seen from the decays listed above we expect significant production of $\tilde{\chi}_2^0$ and hence of tau pairs from the decay of \tilde{q}_L . We require that the events contain at least two jets that are identified as hadronic tau decays using the above algorithm. In addition, the following cuts are applied:

- $\cancel{E}_T > 100 \text{ GeV}$;
- at least four jets with $P_T > 50 \text{ GeV}$ and at least one jet $p_{T,1} > 100 \text{ GeV}$;
- $M_{\text{eff}} > 500 \text{ GeV}$;
- $\cancel{E}_T > 0.2M_{\text{eff}}$.

Again, some of these jets could result from hadronic tau decays.

We then search for taus that decay hadronically using the algorithm discussed above. The reconstructed $\tau\tau$ invariant mass distribution is shown in Figure 2; all combinations of tau charges are shown in this Figure. It can be seen from this distribution that there is a clear structure. There is considerable background from combinations where one of the identified tau jets is from a tau and the other is from a misidentified jet. The invariant mass distribution of these pairs is also shown in Figure 2; it is rather featureless. The tau algorithm has not been optimized so this background could well have been overestimated. The background from events where both taus are misidentified jets and the Standard Model background are both negligible (they are indicated by the filled histogram). The position of the peak in this mass distribution enables one to infer the position of the end point arising from the decay chain $\tilde{\chi}_2^0 \rightarrow \tau\tilde{\tau}_1 \rightarrow \tilde{\chi}_1^0\tau\tau$:

$$M_{\tau\tau}^{\text{max}} = M_{\tilde{\chi}_2^0} \sqrt{1 - \frac{M_\ell^2}{M_{\tilde{\chi}_2^0}^2}} \sqrt{1 - \frac{M_{\tilde{\chi}_1^0}^2}{M_\ell^2}} = 59.6 \text{ GeV}.$$

In order to estimate the precision with which this endpoint can be determined, the generated tau-tau invariant mass distribution was shifted by $\pm 7.5\%$ from its nominal value. The effect on the reconstructed $\tau\tau$ mass distribution is shown in Figure 3. These cases can clearly be distinguished.

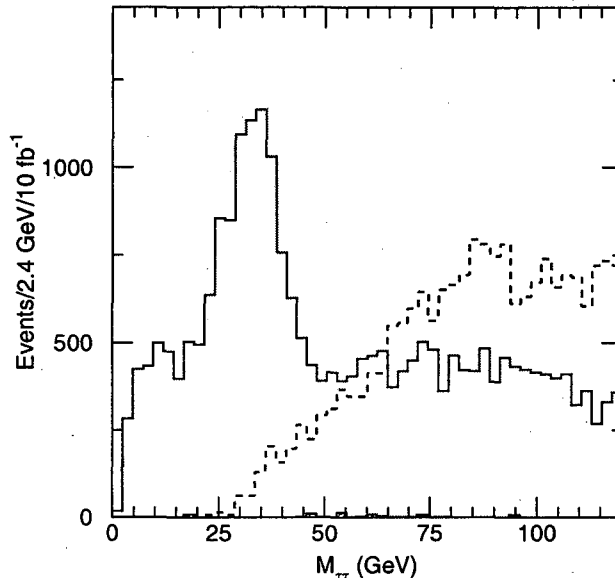


Figure 2: Reconstructed $\tau\tau$ mass distribution. All combinations of tau pairs are shown irrespective of the charge. The dashed histogram shows the combination of one real tau and one fake tau. The actual experiment would observe the sum of the two histograms. The background from Standard Model processes and from events where two jets are misidentified is very small (filled histogram).

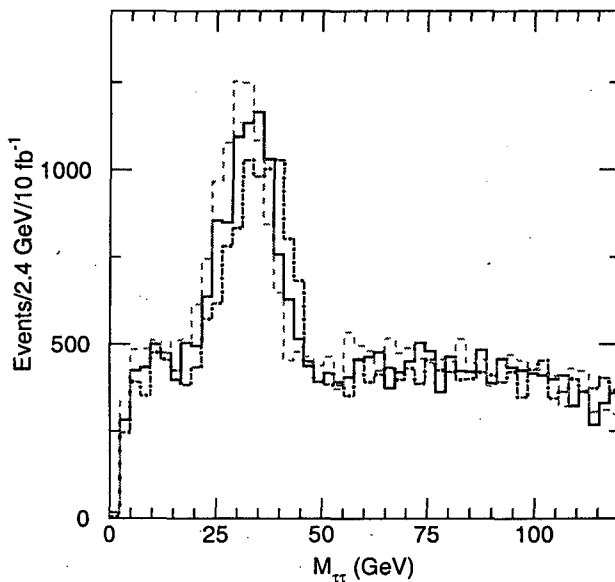


Figure 3: Reconstructed $\tau\tau$ mass distribution showing the effect of rescaling the generated tau-tau invariant mass distribution by $\pm 7.5\%$.

The actual precision that can be obtained on the position of this end point requires a more detailed study. Tau decays are well understood; the problem is to determine the effects of the detector resolutions and the cuts. These are affected by the polarization of the produced tau, although the effect is reduced by our selection which removes the $\tau \rightarrow \pi\nu$ decay. In principle, the polarization of the taus could be determined by selecting those tau decays where the decay

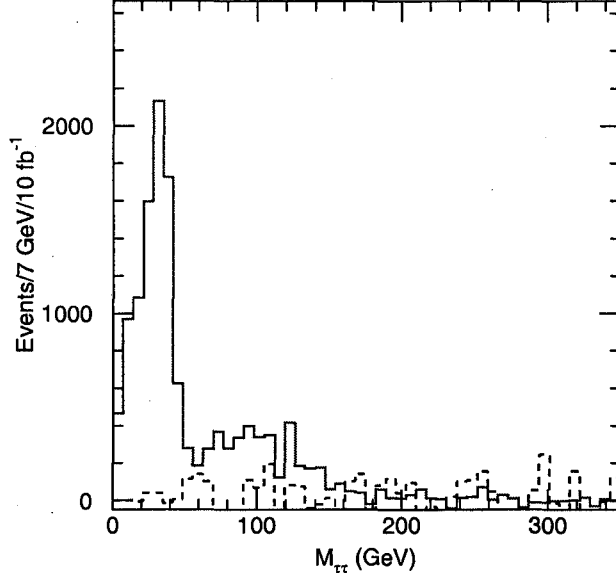


Figure 4: Reconstructed $\tau^+\tau^- - \tau^\pm\tau^\pm$ mass distribution. The dashed line shows the fake-real background. The fluctuations are slightly larger than the true statistics.

products have a fixed invariant mass and studying the resulting distributions as a function of that mass. Such a study would need the full luminosity of the LHC and full (GEANT) simulation of the detector. This has not been attempted. For the purposes of extracting parameters below, we will assume an uncertainty of 5% on the location of the end point can be achieved.

There are some events beyond this edge as can be seen by looking at the subtracted distribution $\tau^+\tau^- - \tau^-\tau^- - \tau^+\tau^+$ shown in Figure 4. This subtraction also eliminates the background from fake taus because their charges are not correlated. Here the excess extends to ~ 150 GeV and is due to $\tilde{\chi}_3^0$ and $\tilde{\chi}_4^0$ decays. This can be confirmed by the large Z signal (see below). The fluctuations in this histogram reflect the generated statistics, which correspond to about 6 fb^{-1} ; three years at low luminosity would make this high-mass signal much clearer.

4 Reconstruction of $\tilde{g} \rightarrow b\tilde{b} \rightarrow b\tilde{\chi}_2^0 b \rightarrow bb\tau^+\tau^-\tilde{\chi}_1^0$

The event sample of the previous section is used in an attempt to reconstruct squarks and gluinos. We concentrate here on final states with b quarks as these have the larger branching ratios and less combinatorial background. In addition to the previous cuts, we require a tagged b -jet with $P_T > 25$ GeV; this jet could be one of the ones in the previous selection. Events are selected that have reconstructed tau pairs with invariant mass within ± 10 GeV of peak in Figure 2, and the invariant mass of the tau pair and the b -jet is formed. This mass distribution is shown in Figure 5. The sign subtracted distribution corresponding to $\tau^+\tau^- - \tau^-\tau^- - \tau^+\tau^+$ is used to reduce combinatorial background. There should be an edge at $\sim m_{\tilde{b}_1} - m_{\tilde{\chi}_1^0} = 310$ GeV. The edge is not sharp — 3 particles are lost, two ν_τ 's and the $\tilde{\chi}_1^0$. In addition the distribution is contaminated by decays from $\tilde{\chi}_3^0$ and $\tilde{\chi}_4^0$. The structure is not clear, but is well distinguished from that resulting from the case where the b -jet is replaced by a light quark jet, shown in Figure 9.

Further information can be obtained by applying a partial reconstruction technique. This was developed in Ref. 1 (so called “Point 3”) where the decay chain $\tilde{g} \rightarrow b\tilde{b} \rightarrow bb\tilde{\chi}_2^0 b \rightarrow bb\ell^+\ell^-\tilde{\chi}_1^0$ was fully reconstructed as follows. If the mass of the lepton pair is near its maximum value, then in the

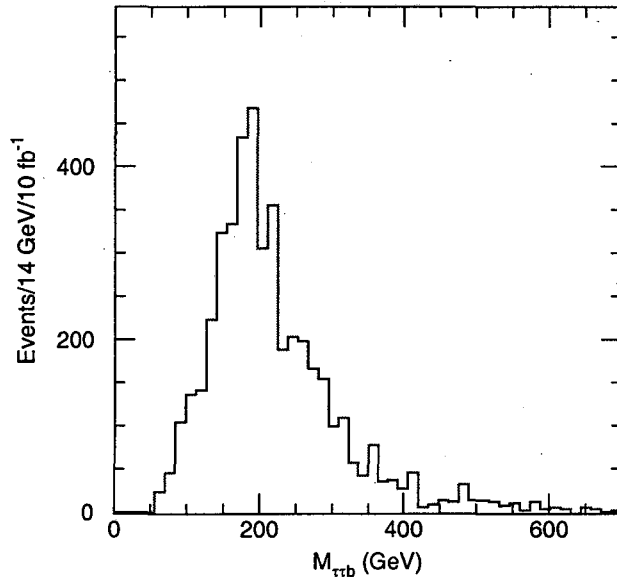


Figure 5: Reconstructed $\tau\tau$ +jet mass distribution where the jet is tagged as a b -jet. The background from Standard Model processes is negligible.

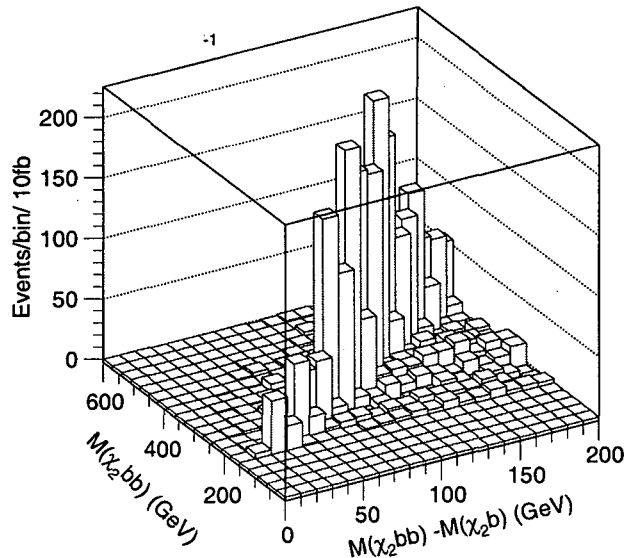


Figure 6: Lego plot showing the reconstructed masses $m(\tilde{\chi}_2^0 b)$ and $m(\tilde{\chi}_2^0 bb) - m(\tilde{\chi}_2^0 b)$.

rest frame of $\tilde{\chi}_2^0$ both $\tilde{\chi}_1$ and the $\ell^+\ell^-$ pair are forced to be at rest. The momentum of $\tilde{\chi}_2^0$ in the laboratory frame is then determined

$$\vec{P}_{\tilde{\chi}_2^0} = \left(1 + M_{\tilde{\chi}_1^0}/M_{\ell^+\ell^-}\right) \vec{P}_{\ell^+\ell^-}.$$

where $P_{\ell^+\ell^-}$ is the momentum of the dilepton system. The $\tilde{\chi}_2^0$ can then be combined with b jets to reconstruct the decay chain. A clear correlation between the masses of the $b\tilde{\chi}_2^0$ and $bb\tilde{\chi}_2^0$ systems was observed allowing both the gluino and sbottom masses to be determined if the mass of $\tilde{\chi}_1^0$ was assumed. The inferred mass difference $m_{\tilde{g}} - m_{\tilde{b}}$ was found to be insensitive to assumed $\tilde{\chi}_1^0$ mass.

In the case of interest here the situation is more complicated. First, there is an extra step in the decay chain *i.e.* $\tilde{g} \rightarrow b\tilde{b} \rightarrow bb\tilde{\chi}_2^0 b \rightarrow bb\tau\tilde{\tau} \rightarrow bb\tau^+\tau^-\tilde{\chi}_1^0$. So that even if the events could be selected such that the $\tau\tau$ invariant mass was at the kinematic limit, $\tilde{\chi}_1^0$ would not be at rest in the $\tilde{\chi}_2^0$ rest frame, and the inferred $\tilde{\chi}_2^0$ momenta would not be correct. This was the case at “Point 5” [1] where the method was applied to the decay chain $\tilde{q} \rightarrow q\tilde{\chi}_2^0 \rightarrow q\mu\tilde{\mu} \rightarrow q\mu^+\mu^-\tilde{\chi}_1^0$ and nevertheless, a mass peak was reconstructed in that case. Second, the momentum of the $\tau\tau$ system cannot be measured owing to the lost energy from neutrinos. Despite these problems the method is still effective as is now demonstrated. We select events with reconstructed $\tau\tau$ mass in the range

$$40 \text{ GeV} < m_{\tau\tau} < 60 \text{ GeV}$$

and infer the momentum of $\tilde{\chi}_2^0$ from the measured momentum $P_{\tau^+\tau^-}$ of the $\tau\tau$ system assuming the nominal value of $M_{\tilde{\chi}_1^0}$.

$$\vec{P}_{\tilde{\chi}_2^0} = \left(1 + M_{\tilde{\chi}_1^0}/M_{\tau^+\tau^-}\right) \vec{P}_{\tau^+\tau^-}.$$

This momentum is then combined with that of two measured b-jets each required to have $P_T > 25$ GeV and the mass of the $\tilde{\chi}_2^0 b$ and $\tilde{\chi}_2^0 bb$ systems computed. Figure 6 shows the correlation $m(\tilde{\chi}_2^0 b)$ vs. $(m(\tilde{\chi}_2^0 bb) - m(\tilde{\chi}_2^0 b))$ in a lego plot. The subtracted distribution corresponding to $\tau^+\tau^- - \tau^-\tau^- - \tau^+\tau^+$ is used to reduce the background. There is a clear peak in this plot. The projection of this plot onto the $m(\tilde{\chi}_2^0 bb) - m(\tilde{\chi}_2^0 b)$ axis is shown in Figure 7 which shows a peak at 120 GeV, somewhat below the true mass difference of 150 GeV. If a selection of events with $120 \text{ GeV} < m(\tilde{\chi}_2^0 bb) - m(\tilde{\chi}_2^0 b) < 140 \text{ GeV}$ is made and Figure 6 projected onto the $m(\tilde{\chi}_2^0 bb)$ axis the result is shown in Figure 8. A fairly sharp peak results at a value somewhat below the gluino mass of 540 GeV. This displacement to lower values is due to two effects; jet energy is lost out of the clustering cone and carried off by neutrinos in semileptonic bottom and charm decays. We have not recalibrated the b-jet energy scale to take account of these effects. As discussed in Ref. 1, the mass difference is less sensitive to the assumed $\tilde{\chi}_1^0$ mass than either the gluino or sbottom mass. For small values of the difference, the measurement is independent of the assumed $\tilde{\chi}_1^0$ mass. We assume an error of 20 GeV on the mass difference and 60 GeV on the gluino mass. An independent measurement of the $\tilde{\chi}_1^0$ mass, which is only constrained from the $\tau\tau$ endpoint, would reduce the errors.

5 Light Squarks

We now attempt to find evidence for the decay chain $\tilde{q}_L \rightarrow q\tilde{\chi}_2^0 \rightarrow q\tilde{\tau}\tau \rightarrow q\tau\tau\tilde{\chi}_1^0$. The rates are not large due to the small branching ratio for the first step, and we can expect considerable combinatorial background from QCD radiation of light quark and gluon jets. The event sample of section 3 is used. In addition we require the presence of a non b-jet with $P_T > 25$ GeV. Events are selected that have reconstructed tau pairs with invariant mass within ± 10 GeV of peak in Figure 2, and the invariant mass of the tau pair and the jet is formed. This mass distribution is shown in Figure 9. The sign subtracted distribution corresponding to $\tau^+\tau^- - \tau^-\tau^- - \tau^+\tau^+$ is used as it reduces combinatorial background. There should be an edge at $\sim m_{\tilde{q}_L} - m_{\tilde{\chi}_1^0} \sim 400$ GeV. The edge is not sharp — two ν_τ 's and the $\tilde{\chi}_1^0$ are all lost. In addition the distribution is contaminated by decays from $\tilde{\chi}_3^0$ and $\tilde{\chi}_4^0$. While this distribution is clearly distinct from that shown above where b-jets were used, more work is needed to establish that this could be used to infer information on the light squark mass.

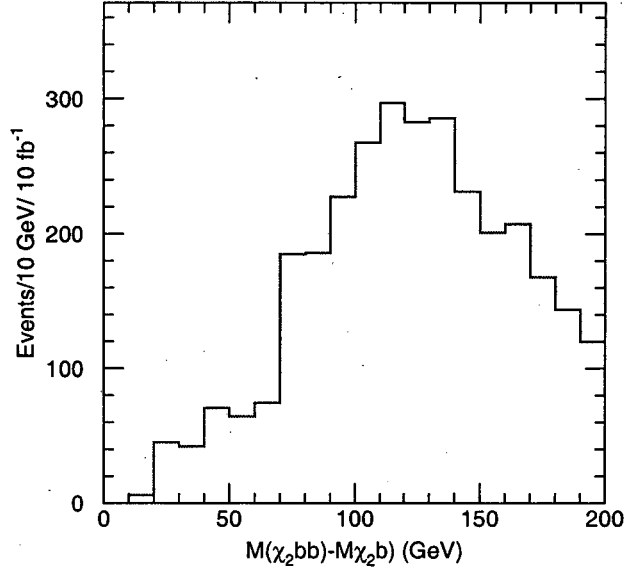


Figure 7: Projection of Figure 6 onto the $m(\tilde{\chi}_2^0 bb) - m(\tilde{\chi}_2^0 b)$ axis.

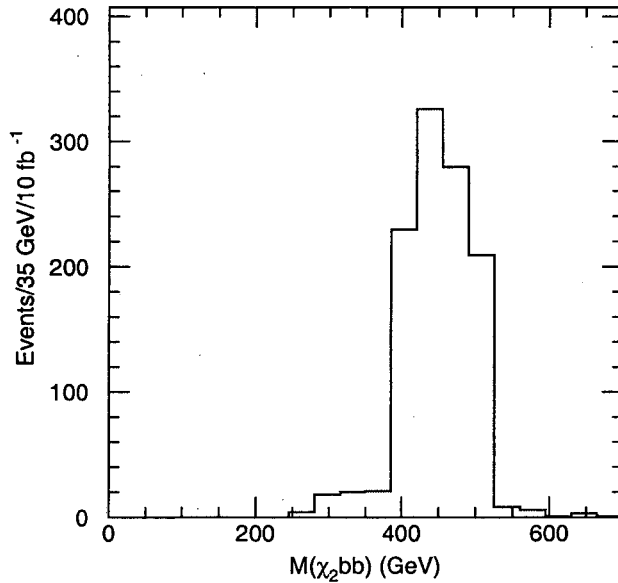


Figure 8: Projection of Figure 6 onto the $m(\tilde{\chi}_2^0 bb)$ axis with the requirement that $100 \text{ GeV} < m(\tilde{\chi}_2^0 bb) - m(\tilde{\chi}_2^0 b) < 140 \text{ GeV}$.

6 Extraction of \tilde{q}_R

This analysis is based on the fact that $\tilde{q}_R \rightarrow q\tilde{\chi}_1^0$ is dominant, so $\tilde{q}_R\tilde{q}_R$ pair production gives a pair of hard jets and large missing energy. There is no kinematic endpoint, but the P_T of the jets provides a measure of the squark mass [2]. The following cuts were made:

- $\cancel{E}_T > 200 \text{ GeV}$
- 2 jets with $P_T > 150 \text{ GeV}$

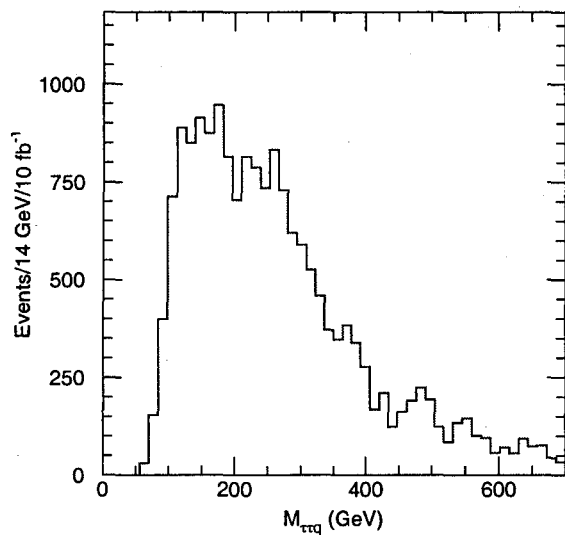


Figure 9: Reconstructed $\tau\tau + \text{jet}$ mass distribution at for light quark jets.

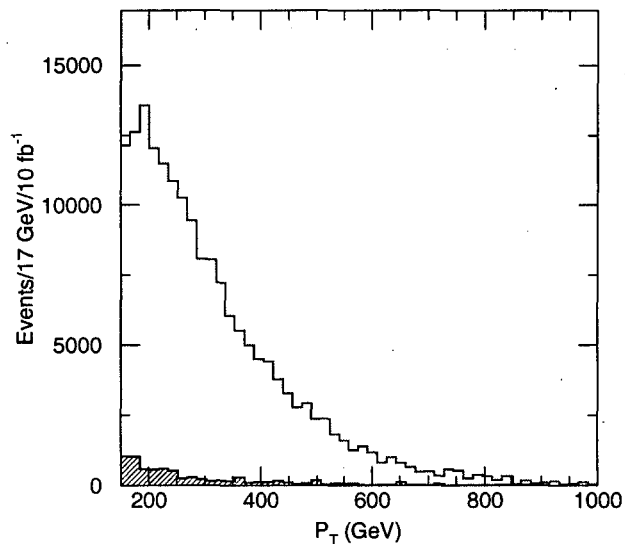


Figure 10: Transverse momentum distribution for jets passing the selection described in section 6. The Standard Model background is shown as the filled histogram.

- No other jet with $p_T > 25$ GeV
- Transverse sphericity $S_T > 0.2$
- $\cancel{E}_T > 0.2M_{\text{eff}}$
- No leptons, No b-jets, No tau jets

The transverse momentum distribution of the leading jets is shown in Figure 10. The error on the mass is limited by the systematics of understanding the production dynamics and the SUSY

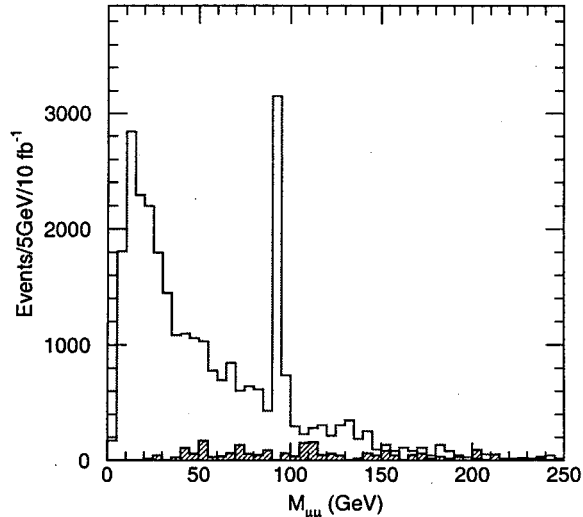


Figure 11: Reconstructed $\mu^+\mu^-$ mass distribution.. The filled histogram shows the Standard Model background.

backgrounds. Studies of other cases [2] have shown that this distribution should enable a precision of ± 50 GeV to be reached; it might be possible to achieve ± 25 GeV in a high statistics study.

7 Dilepton Final states

While the light gauginos decay almost entirely into τ 's, the heavy ones can decay via $\tilde{\chi}_{3,4}^0 \rightarrow \tilde{\ell}_{L,R}^\pm \ell^\mp \rightarrow \tilde{\chi}_{1,2}^0 \ell^+ \ell^-$, giving opposite-sign, same-flavor leptons. The largest combined branching is for $\tilde{\chi}_4^0 \rightarrow \tilde{\ell}_i^\pm \ell^\mp \rightarrow \tilde{\chi}_1^0 \ell^+ \ell^-$, which gives a dilepton endpoint at

$$M_{\ell\ell}^{\max} = \sqrt{\frac{(M_{\tilde{\chi}_4^0}^2 - M_{\tilde{\ell}_L}^2)(M_{\tilde{\ell}_L}^2 - M_{\tilde{\chi}_1^0}^2)}{M_{\tilde{\ell}_L}^2}} = 163.2 \text{ GeV}$$

There is of course a large background from leptonic τ decays, but this can be canceled statistically by measuring the flavor-subtracted combination $e^+e^- + \mu^+\mu^- - e^\pm\mu^\mp$ as we now demonstrate.

Events were selected to have two leptons with $P_T > 10$ GeV and $|\eta| < 2.5$ in addition to the jet and \cancel{E}_T cuts described earlier (see Section 3: no tau requirement is applied here). Figure 11 shows the distribution in the $\mu^+\mu^-$ final state. A clear peak from Z decay is visible that results from $\tilde{\chi}_3^0$ and $\tilde{\chi}_4^0$ decays. The flavor-subtracted combination $e^+e^- + \mu^+\mu^- - e^\pm\mu^\mp$ is shown in Figure 12 and shows an excess extending to ~ 160 GeV. Unlike the distributions involving tau final states, this one can be extrapolated to high luminosity operation which will surely be needed to extract a quantitative result from it.

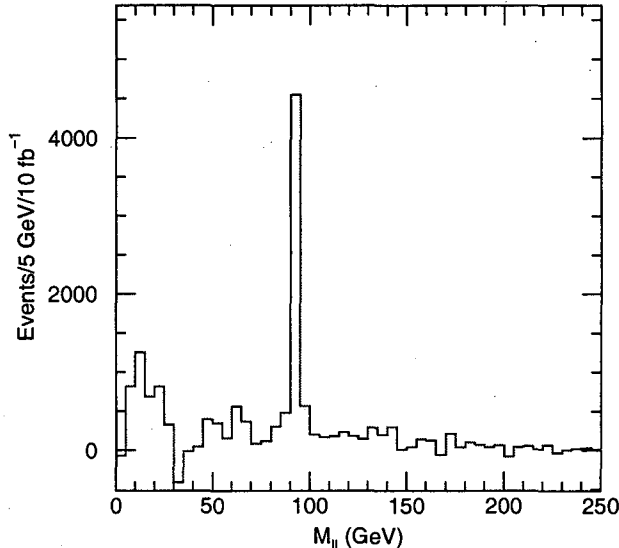


Figure 12: Reconstructed $\mu^+\mu^- + e^+e^- - \mu^+e^- - \mu^-e^+$ mass distribution.

8 Determining SUSY parameters and Conclusion

The presence of the dijet signal of Section 6 implies that that $m_{\tilde{g}} > m_{\tilde{q}_R}$. Likewise the failure to observe a dilepton peak implies that $m_{\tilde{e}_R} > m_{\tilde{\chi}_2^0}$. These results are used together with the assumed errors on the measured quantities to fit the model parameters. The values of the errors on $m_{\tilde{g}} - m_{\tilde{b}}$, $m_{\tilde{g}}$, $m_{\tilde{q}_r}$ and the $\tau\tau$ edge are shown in Table 2. We do not use the information from Figures 9 and 12 as we have not estimated the quantitative information that they could give. Two fits are shown since the sign of μ cannot be determined. This is expected: a change of conventions can replace $\text{sgn } \mu$ with $\text{sgn}(\tan \beta)$, and $\tan \beta = \pm\infty$ are equivalent.

We assume that the Higgs mass is measured via its decay to two photons. The error on the Higgs mass is likely to be dominated by the theoretical uncertainty on the higher order corrections; both the one-loop and the dominant two-loop effects have been calculated and are large. The present error is probably about ± 3 GeV; this might be reduced to ± 1 GeV with much more work. The ultimate limit comes from the experimental error, about ± 0.2 GeV. The effect of reducing this error is only apparent in the error of the fitted value of $\tan \beta$ whose error is reduced by approximately a factor of two if ± 1 GeV error on the Higgs mass is used. The table shows various assumptions for the errors that might be achieved. The numbers in the first column are conservative and will be achieved with the 10 fb^{-1} of integrated luminosity shown on the figures. The rightmost column is an estimate of what might ultimately be achievable. We caution the reader that the measurements involving tau's may not be possible at a luminosity of $10^{34} \text{ cm}^{-2} \text{ sec}^{-1}$ due to pileup effects. Detailed investigation of the sensitivity to the assumed $\tilde{\chi}_1^0$ mass is also needed at this level.

We can see from the table that, despite the fact that the tau momenta cannot be measured directly due to the presence of neutrinos in their decays, we can still expect to infer values of the underlying parameters with errors of better than 10%. Of course these errors are considerably poorer than those that we expect in cases where taus do not have to be used [1]. Our encouraging result arises mainly from the very large statistical sample that LHC can produce for the case considered.

Table 2: Results of the fit for the model parameters. The assumed errors in GeV on the measured quantities are shown for low and high luminosity with two different assumptions about how well the \tilde{q}_R mass can be extracted from Figure 10. The fitted values of m_0 , $m_{1/2}$, $\tan\beta$ and A_0 are given for each case for both signs of μ . The theoretical plus experimental error on the light Higgs mass is assumed to be 3 GeV.

\mathcal{L}	10 fb^{-1}		100 fb^{-1}	
$\tau\tau$ edge	3.0	3.0	1.2	1.2
$m_{\tilde{g}} - m_{\tilde{b}}$	20.	20.	10.	10.
$m_{\tilde{g}}$	60.	60.	30.	30.
$m_{\tilde{q}_r}$	50.	25.	25.	12.
$\mu > 0$				
m_0	232 ± 39	228 ± 27	230 ± 30	227 ± 29
$m_{1/2}$	198 ± 14	195 ± 11	196 ± 10	195 ± 9
$\tan\beta$	42 ± 7	43 ± 6	44 ± 5.5	44 ± 5
A_0	0 ± 200	0 ± 180	161 ± 150	-60 ± 140
$\mu < 0$				
m_0	230 ± 37	232 ± 26	230 ± 26	233 ± 26
$m_{1/2}$	200 ± 14	196 ± 11	198 ± 7	201 ± 6
$\tan\beta$	42 ± 7.3	42 ± 7.1	45 ± 6.2	45 ± 6.1
A_0	0 ± 270	0 ± 270	-100 ± 210	-150 ± 200

Acknowledgments

This work was supported in part by the Director, Office of Science, Office of High Energy and Nuclear Physics, Division of High Energy Physics of the U.S. Department of Energy under Contracts DE-AC03-76SF00098 and DE-AC02-98CH10886. Accordingly, the U.S. Government retains a nonexclusive, royalty-free license to publish or reproduce the published form of this contribution, or allow others to do so, for U.S. Government purposes.

References

- [1] I. Hinchliffe *et al.* Phys. Rev. **D55**, 5520 (1997).
- [2] E. Richter-Was *et al.*, ATLAS Internal Note PHYS-No-108.
- [3] I Hinchliffe *et al.*, ATLAS Internal Note PHYS-No-109;
G. Polesello, *et al.*, ATLAS Internal Note PHYS-No-111;
S. Abdullin, *et al.*, (CMS Collaboration) CMS-NOTE-1998-006.
- [4] F. Gianotti, ATLAS Internal Note PHYS-No-110.
- [5] L. Alvarez-Gaume, J. Polchinski and M.B. Wise, Nucl. Phys. **B221**, 495 (1983);
L. Ibañez, Phys. Lett. **118B**, 73 (1982);
J.Ellis, D.V. Nanopoulos and K. Tamvakis, Phys. Lett. **121B**, 123 (1983);
K. Inoue *et al.* Prog. Theor. Phys. **68**, 927 (1982);
A.H. Chamseddine, R. Arnowitt, and P. Nath, Phys. Rev. Lett., **49**, 970 (1982).

- [6] For reviews see, H.P. Nilles, Phys. Rep. **111**, 1 (1984);
H.E. Haber and G.L. Kane, Phys. Rep. **117**, 75 (1985).
- [7] H. Baer, C.-H. Chen, F. Paige, and X. Tata, Phys. Rev. **D52**, 2746 (1995); Phys. Rev. **D53**,
6241 (1996).
- [8] L.J. Hall and M. Suzuki, Nucl.Phys. **B231**, 419 (1984).
- [9] J. Soderqvist, ATLAS-PHYS-98-122; E. Nagy and A. Mirea, Atlas Note, ATLAS-PHYS-99-007
(1999),
- [10] F. Paige and S. Protopopescu in *Supercollider Physics*, p. 41, ed. D. Soper (World Scientific,
1986);
H. Baer, F. Paige, S. Protopopescu and X. Tata, in *Proceedings of the Workshop on Physics at
Current Accelerators and Supercolliders*, ed. J. Hewett, A. White and D. Zeppenfeld, (Argonne
National Laboratory, 1993).
- [11] ATLAS Collaboration, *Technical Proposal*, LHCC/P2 (1994).
- [12] CMS Collaboration, *Technical Proposal*, LHCC/P1 (1994).
- [13] Y. Coadou *et al.*, ATLAS Internal Note ATLAS-PHYS-98-126.
- [14] T. Sjostrand, Comput.Phys.Commun.82:74-90,1994
- [15] *ATLAS Detector and Physics Performance Technical Design Report*, Chapter 2, CERN/LHCC
99-15.

ERNEST ORLANDO LAWRENCE BERKELEY NATIONAL LABORATORY
ONE CYCLOTRON ROAD | BERKELEY, CALIFORNIA 94720