

UC San Diego

UC San Diego Previously Published Works

Title

Search for a heavy vector resonance decaying to a Z boson and a Higgs boson in proton-proton collisions at $\sqrt{s}=13\text{TeV}$

Permalink

<https://escholarship.org/uc/item/9vn4x3qc>

Journal

European Physical Journal C, 81(8)

ISSN

1434-6044

Authors

Sirunyan, AM
Tumasyan, A
Adam, W
[et al.](#)

Publication Date

2021-08-01

DOI

10.1140/epjc/s10052-021-09348-6

Peer reviewed



Search for a heavy vector resonance decaying to a Z boson and a Higgs boson in proton-proton collisions at $\sqrt{s} = 13$ TeV

CMS Collaboration*

CERN, 1211 Geneva 23, Switzerland

Received: 16 February 2021 / Accepted: 17 June 2021 / Published online: 3 August 2021
© CERN for the benefit of the CMS collaboration 2021

Abstract A search is presented for a heavy vector resonance decaying into a Z boson and the standard model Higgs boson, where the Z boson is identified through its leptonic decays to electrons, muons, or neutrinos, and the Higgs boson is identified through its hadronic decays. The search is performed in a Lorentz-boosted regime and is based on data collected from 2016 to 2018 at the CERN LHC, corresponding to an integrated luminosity of 137 fb^{-1} . Upper limits are derived on the production of a narrow heavy resonance Z' , and a mass below 3.5 and 3.7 TeV is excluded at 95% confidence level in models where the heavy vector boson couples predominantly to fermions and to bosons, respectively. These are the most stringent limits placed on the Heavy Vector Triplet Z' model to date. If the heavy vector boson couples exclusively to standard model bosons, upper limits on the product of the cross section and branching fraction are set between 23 and 0.3 fb for a Z' mass between 0.8 and 4.6 TeV, respectively. This is the first limit set on a heavy vector boson coupling exclusively to standard model bosons in its production and decay.

1 Introduction

The discovery of a Higgs boson (H) [1–3] by the ATLAS and CMS Collaborations at the CERN LHC, with properties consistent with expectations from the standard model (SM) of particle physics, has emphasized the hierarchy problem of the SM. In the SM, the measured H mass of 125 GeV [4, 5], given its fundamental scalar nature [6, 7], requires extreme fine tuning of quantum corrections, suggesting that the SM may be incomplete. Many different exotic models, such as the little Higgs [8–10] and composite Higgs [11–13] models, predict the existence of new resonances decaying to a vector boson ($V = W, Z$) and a Higgs boson [14–18].

Heavy vector triplet (HVT) models [19] introduce new heavy vector bosons (W', Z') that couple to the Higgs and SM gauge bosons with the parameters c_H and g_V , and to

the fermions via the combination $(g^2/g_V)c_F$, where c_F is the fermion coupling and g is the SM $SU(2)_L$ gauge coupling. The HVT couplings are expected to be of order unity in most models. Three benchmark models, denoted as models A, B, and C are considered in this paper.

In model A, the coupling strengths to fermions and gauge bosons are comparable and the heavy resonances decay predominantly to fermions, as is the case in some extensions of the SM gauge group [20]. In model B, the fermionic couplings are suppressed, as in composite Higgs models. In model C, the fermionic couplings are set to zero, so the resonances are produced only through vector boson fusion (VBF) and decay exclusively to a pair of SM bosons. The parameters used for model A are $g_V = 1$, $c_H = -0.556$, and $c_F = -1.316$; for model B, $g_V = 3$, $c_H = -0.976$, and $c_F = 1.024$; and for model C, $g_V = 1$, $c_H = 1$, $c_F = 0$.

Previous searches for a heavy resonance decaying to a Higgs boson and a vector boson have been carried out at $\sqrt{s} = 13$ TeV in the semileptonic final state [14, 15, 21] and in the fully hadronic final state [22–24] by the CMS and ATLAS Collaborations. The most stringent lower limit on the Z' mass at 95% confidence level using the semileptonic (fully hadronic) final state is 2.65 (2.2) TeV in HVT model A and 2.83 (2.65) TeV in HVT model B [15, 24].

This paper describes a search for a heavy resonance (denoted as X for the reconstructed quantity and Z' for the particle predicted by the theory) decaying to a Z boson and a Higgs boson. The Z boson is identified via a pair of electrons or muons, or a large amount of missing transverse momentum (\vec{p}_T^{miss}) measured in the detector due to the presence of at least two neutrinos. The Higgs boson is identified via its hadronic decays, either directly to a pair of heavy quarks, or via cascade decays dominated by WW and ZZ. We explore the regime where the Higgs boson has a large Lorentz boost and is reconstructed as a single, large-radius jet, referred to as j_H , with characteristic substructure and identified via its mass and possible presence of b quark subjets. If a heavy resonance couples exclusively to the SM bosons, it can be produced dominantly through VBF. Dedicated categories are

* e-mail: cms-publication-committee-chair@cern.ch

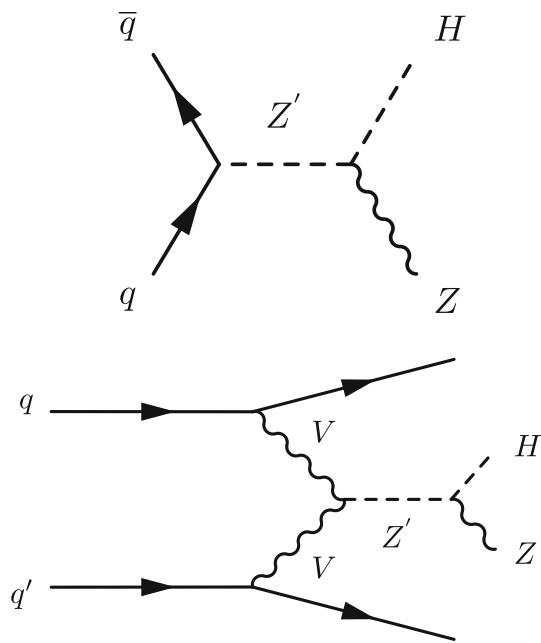


Fig. 1 The leading order Feynman diagrams of the heavy resonance Z' production through $q\bar{q}$ annihilation (upper) and vector boson fusion (lower), decaying to a Z boson (Z) and a Higgs boson (H)

defined in order to enhance the sensitivity to this production mode, exploiting the presence of two jets with large transverse momenta (p_T) in the forward region of the detector, which are remnants of the initial-state quarks participating in the VBF interaction. The Feynman diagrams for the signal processes are depicted in Fig. 1.

The search is performed by examining the distribution of the reconstructed mass (m_X) or transverse mass (m_X^T) of the heavy resonance for a localized excess of events. The main background normalization is determined from data in side-band regions (SBs) of the j_H mass distribution, and extrapolated to the signal region (SR) through analytical functions derived from simulation.

2 The CMS detector

The CMS detector features a silicon pixel and strip tracker, a lead tungstate crystal electromagnetic calorimeter (ECAL), and a brass and scintillator hadron calorimeter, each composed of a barrel and two endcap sections. These detectors reside within a superconducting solenoid, which provides a magnetic field of 3.8 T. Forward calorimeters extend the pseudorapidity η coverage up to $|\eta| < 5.2$. Muons are measured in gas-ionization detectors embedded in the steel flux-return yoke outside the solenoid. A detailed description of the CMS detector, together with a definition of the coordinate system and the kinematic variables, can be found in Ref. [25].

Events of interest are selected using a two-tiered trigger system [26]. The first level, composed of custom hardware processors, uses information from the calorimeters and muon detectors to select events at a rate of around 100 kHz within a fixed time interval of about 4 μ s. The second level, known as the high-level trigger (HLT), consists of a farm of processors running a version of the full event reconstruction software optimized for fast processing, and reduces the event rate to around 1 kHz before data storage.

3 Data and simulated samples

The data samples used in this search were collected during the period 2016–2018, with the CMS detector at the LHC in proton–proton (pp) collisions at a center-of-mass energy of 13 TeV, resulting in a combined integrated luminosity of 137 fb^{-1} .

The signal samples are generated at leading order (LO) through $q\bar{q}$ annihilation, taking the cross sections from HVT models A and B [19], or through VBF with the cross section from HVT model C, using the MADGRAPH5_aMC@NLO 2.4.2 [27] generator and the MLM matching scheme [28]. Different hypotheses for the heavy resonance mass in the range of 800–5000 GeV are considered, with the natural width of the resonance being negligible compared to the 4% detector resolution (the narrow-width approximation). The heavy resonance is forced to decay to a Z boson and a Higgs boson, with the former decaying into a pair of charged leptons ($\ell = e$ or μ) or neutrinos, including cascade decays involving tau leptons. There is no restriction on the decay channels for the Higgs boson and its decay particles, which decay according to the SM branching fractions.

The SM background for this search is dominated by V +jets production, with the V boson decaying as $Z \rightarrow \nu\nu$, $Z \rightarrow e\bar{e}, \mu\bar{\mu}, \tau\bar{\tau}$, or $W \rightarrow e\nu, \mu\nu, \tau\nu$. The V +jets background sample is produced with the MADGRAPH5_aMC@NLO generator at LO. The sample is further normalized to account for next-to-LO (NLO) in electroweak (EW) and next-to-NLO (NNLO) in quantum chromodynamics (QCD) corrections to the cross section from Ref. [29]. The top quark pair ($t\bar{t}$) and single top quark t -channel and tW production are generated at NLO in QCD with the POWHEG 2.0 generator [30–35]. The $t\bar{t}$ samples are normalized to the cross section computed with TOP++ 2.0 [36] at NNLO in QCD with next-to-next-to-leading logarithmic soft gluon resummation accuracy. The single top quark s -channel, VV , and VH samples are simulated at NLO in QCD with the MADGRAPH5_aMC@NLO generator.

The NNPDF 3.0 [37] set of parton distribution functions (PDF) is used to simulate the hard process in all simulated samples for the 2016 data and the NNPDF 3.1 [38] set is used for 2017 and 2018. Parton showering and hadroniza-

tion processes are performed with PYTHIA 8.226 [39] with the CUETP8M1 [40,41] underlying event tune for 2016, and PYTHIA 8.230 with the CP5 [42] event tune for 2017 and 2018. The CUETP8M2 underlying event tune [43] is used to simulate $t\bar{t}$ production for 2016 samples. The CMS detector response simulation is performed with GEANT4 [44]. Simulated samples are reconstructed with the same software as used for collision data. The data samples contain additional pp interactions in the same or nearby bunch crossings (pileup). The simulated pileup description is reweighted to match the distribution of the pileup multiplicity measured in data.

4 Event reconstruction

Events in the CMS detector are reconstructed using the particle-flow (PF) algorithm [45], which combines information from all subdetectors in order to reconstruct stable particles (muons, electrons, photons, neutral and charged hadrons). Jets are reconstructed from PF candidates clustered with the anti- k_T algorithm [46], with a distance parameter of 0.4 (AK4 jets) or 0.8 (AK8 jets), using the FASTJET 3.0 package [47,48]. Several vertices are reconstructed per bunch crossing. The candidate vertex with the largest value of summed physics-object p_T^2 is taken to be the primary pp interaction vertex. Here the physics objects are the AK4 jets, clustered using the jet finding algorithms with the tracks assigned to candidate vertices as inputs, and the associated \vec{p}_T^{miss} taken as the negative vector p_T sum of those jets. Two different methods to remove contributions from pileup are used: for the AK4 jets, pileup is accounted for via the charged-hadron subtraction algorithm [49] in conjunction with the jet area method [50], while for the AK8 jets the pileup-per-particle identification algorithm [51] is employed. The jet energy resolution, after the application of corrections to the jet energy, is 4% at 1 TeV [52]. For the AK4 jets, $p_T > 30$ GeV and $|\eta| < 2.4$ are required, and jets within a cone of $\Delta R(j, \ell) = \sqrt{\Delta\eta(j, \ell)^2 + \Delta\phi(j, \ell)^2} > 0.4$ around isolated leptons are removed, where ϕ is the azimuthal angle. The AK8 jets must satisfy $p_T > 200$ GeV and $|\eta| < 2.4$. The vector \vec{p}_T^{miss} is computed as the negative vector p_T sum of all the PF candidates in an event. The \vec{p}_T^{miss} is corrected for adjustments to the energy scale of the reconstructed AK4 jets in the event, and its magnitude is denoted as p_T^{miss} [53]. The observable H_T^{miss} is defined as the magnitude of the vector p_T sum of all AK4 jets with $p_T > 30$ GeV and $|\eta| < 3.0$.

For each AK8 jet a groomed jet mass (m_j) is calculated, after applying a modified mass-drop algorithm [54,55]. The mass-drop algorithm used here is known as the soft-drop algorithm [56], with parameters $\beta = 0$, $z_{\text{cut}} = 0.1$, and $R_0 = 0.8$. Subjets are obtained by revert-

ing the last step of the jet clustering and selecting the two with the highest p_T . The groomed jet mass is calibrated in a $t\bar{t}$ sample enriched in hadronically decaying W bosons [57].

The identification of jets that originate from b quarks is performed with the DeepCSV algorithm [58], which is based on a deep neural network with information on tracks and secondary vertices associated with the jet as inputs. The DeepCSV algorithm is applied to AK4 jets and the two highest p_T AK8 subjets. A jet is considered as b tagged if the output discriminator value is larger than a defined threshold, corresponding to a 75% b tagging efficiency with a probability for mistagging jets originating from the hadronization of gluons or u/d/s quarks of about 3%. The simulated samples are reweighted to account for small differences in the b tagging efficiency from values obtained in data.

Electrons are reconstructed from ECAL energy deposits in the range $|\eta| < 2.5$ that are matched to tracks reconstructed in the silicon tracker. The electrons are identified taking into account the distribution of energy deposited along the electron trajectory, the direction and momentum of the track, and its compatibility with the primary vertex [59]. Electrons are required to pass an isolation requirement. The isolation is defined as the p_T sum of all particles within a cone of $\Delta R = 0.3$ around the electron track, after the contributions from the electron itself, other nearby electrons, and pileup are removed. The electron reconstruction efficiency is larger than 88%.

Muons are reconstructed within the acceptance of $|\eta| < 2.4$ by matching tracks in the silicon tracker and charge deposits (hits) in the muon spectrometer. Muon candidates are identified via selection criteria based on the compatibility of tracks reconstructed from only silicon tracker information with tracks reconstructed from a combination of the hits in both the tracker and muon detector. Additional requirements are based on the compatibility of the trajectory with the primary vertex, and on the number of hits observed in the tracker and muon systems. Muons are required to be isolated by imposing a limit on the p_T sum of all the reconstructed tracks within a cone $\Delta R = 0.4$ around the muon direction, excluding the tracks attributed to muons, divided by the muon p_T . The efficiency to reconstruct and identify muons is larger than 96% [60].

Hadronically decaying τ leptons (τ_h) are reconstructed by combining one or three charged particles with up to two neutral pion candidates. The selection criteria for the τ_h candidates, which are used to veto various backgrounds, are $p_T > 18$ GeV, $|\eta| < 2.3$, and $\Delta R > 0.4$, where ΔR is a candidate's separation from isolated electrons and muons in the event [61].

Table 1 List of the 12 event categories used in the analysis

0 ℓ , 2b tag, non-VBF	0 ℓ , 2b tag, VBF
2e, 2b tag, non-VBF	2e, 2b tag, VBF
2 μ , 2b tag, non-VBF	2 μ , 2b tag, VBF
0 ℓ , ≤ 1 b tag, non-VBF	0 ℓ , ≤ 1 b tag, VBF
2e, ≤ 1 b tag, non-VBF	2e, ≤ 1 b tag, VBF
2 μ , ≤ 1 b tag, non-VBF	2 μ , ≤ 1 b tag, VBF

5 Event selection

Events are divided into categories depending on the number and flavor of the reconstructed leptons, the number of b-tagged subjects of the Higgs candidate jet (j_H), and the presence of forward jets consistent with originating from VBF processes. In total, 12 categories are defined and listed in Table 1.

The highest p_T AK8 jet in the event is assigned to j_H , and is required to have a transverse momentum $p_T^H > 200$ GeV and $|\eta| < 2.4$. This is the correct jet choice in 96% of the simulated signal events. The minimal separation between j_H and isolated leptons from the Z boson decay is required to satisfy $\Delta R(j_H, \ell) > 0.8$. The mass of the j_H jet is required to be compatible with the H mass ($105 < m_{j_H} < 135$ GeV). It can have 0, 1, or 2 subjects that pass the b tagging selection. If both subjects are b tagged, the event belongs to the 2b tag category, otherwise it is assigned to the ≤ 1 b tag category.

The 0 ℓ categories require $p_T^{\text{miss}} > 250$ GeV, originating from the Lorentz-boosted Z boson decaying to two neutrinos, which leave the detector unobserved. Data are collected using trigger selections that require $p_T^{\text{miss}} > 110$ GeV, calculated with or without considering muons, or $H_T^{\text{miss}} > 110$ GeV. The minimal azimuthal angular separation between all AK4 jets and the \vec{p}_T^{miss} vector has to satisfy $\Delta\phi(j, \vec{p}_T^{\text{miss}}) > 0.5$ in order to suppress multijet production. The azimuthal angular separation between j_H and \vec{p}_T^{miss} must satisfy $\Delta\phi(j_H, \vec{p}_T^{\text{miss}}) > 2$. Events arising from detector noise are removed by requiring that the fractional contribution of charged hadron candidates to the H momentum be larger than 0.1, and the ratio p_T^{miss}/p_T^H be larger than 0.6. Events with isolated leptons with $p_T > 10$ GeV or hadronically decaying τ leptons with $p_T > 18$ GeV are removed in order to reduce the contribution from other SM processes. The $t\bar{t}$ contribution is reduced by removing events with an additional b-tagged AK4 jet not overlapping with j_H such that $\Delta R(j, j_H) > 1.2$ is satisfied. Since the resonance mass cannot be reconstructed because of the presence of undetected decay products, the j_H momentum and the \vec{p}_T^{miss} are used to compute the transverse mass $m_X^T = \sqrt{2p_T^{\text{miss}}p_T^H(1 - \cos \Delta\phi(\vec{p}_T^{\text{miss}}, \vec{p}_T^H))}$. In the VBF category, the condition $|\eta_{j_H}| < 1.1$ is applied on the

j_H to reduce the contribution of events where the measured m_X^T is significantly below $m_{Z'}$.

For the 2e categories, data are collected using an electron trigger that requires either an isolated electron with $p_T > 35$ GeV or a nonisolated electron with $p_T > 115$ GeV. In the 2 μ categories, a muon trigger that requires a nonisolated muon with $p_T > 50$ GeV is used to collect data. For both the 2e and 2 μ categories, the two selected leptons must have opposite charge, $p_T > 55$ and 20 GeV, respectively, and should be isolated from other activity in the event, except for each other. The Z boson candidates are required to have a dilepton invariant mass in the range 70–110 GeV, and $p_T > 200$ GeV. The Z boson mass window is large compared with the dilepton mass resolution, which is 3 (4)% for an electron (muon) pair. A more stringent selection would decrease both the signal and the Z+jets background selection efficiency by the same amount, thus reducing the signal sensitivity. The separation between the Z boson candidate and j_H is required to be $\Delta R(j_H, Z) > 2$ for all categories, and $|\Delta\eta(j_H, Z)| < 1.7$ additionally for the non-VBF categories, to further reduce the Z+jets background.

Candidate VBF events are selected in both the 0 ℓ and 2 ℓ categories by requiring two additional AK4 jets (j) with $|\eta_j| < 5$ that satisfy $\Delta R(j, j_H) > 1.2$ in order to avoid overlap with the j_H , have η_j values of opposite sign, a dijet mass $m_{jj} > 500$ GeV, and that satisfy a separation $\Delta\eta_{jj} > 4$. The two AK4 jets with the highest dijet mass are selected.

A further requirement is to have either m_X or m_X^T larger than 1200 GeV for the ≤ 1 b tag, non-VBF categories, and larger than 750 GeV for the other categories to ensure the smoothness of the background model. The product of the signal geometrical acceptance and the selection efficiency, reported in Fig. 2, is calculated for the 0 ℓ category with the denominator being the Z decay to neutrinos, and for the 2 ℓ categories with the denominator being the Z decay to electrons, muons and tau leptons.

6 Background estimation and signal modeling

The most important SM background is vector boson production in association with b-tagged jets (V+jets). The V+jets background is estimated using control samples in data to reduce the dependence on simulation. Minor SM backgrounds are $t\bar{t}$ and single top quark processes, SM diboson production (VV), and SM H production in association with a vector boson (VH), all of which are estimated based on simulation. The SM ZH production is considered as a background in this analysis. However, this process can be distinguished from the signal because of the non-resonant distribution in the ZH invariant mass and by the softer p_T spectra of the H and Z bosons. The jet mass distribution is split into a signal-enriched region (SR) with $105 < m_{j_H} < 135$ GeV,

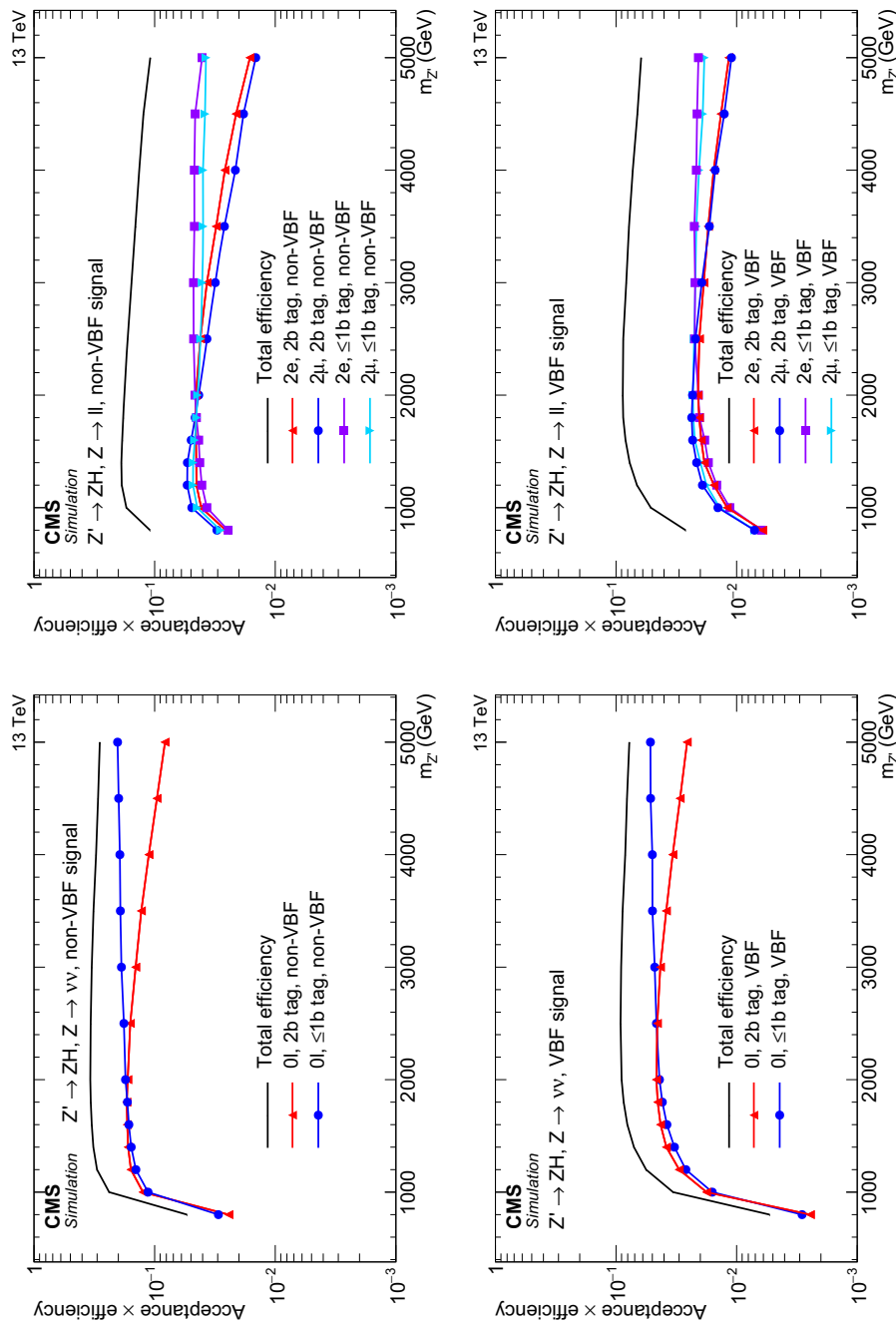


Fig. 2 The product of signal acceptance and efficiency in the $0l$ (left column) and $2l$ (right column) categories for the signal produced via $q\bar{q}$ annihilation (upper row) and vector boson fusion (lower row)

Table 2 Scale factors derived for the normalization of the $t\bar{t}$ and single top quark backgrounds for different event categories. Uncertainties due to the limited size of the event samples (stat.) and systematic effects (syst.) are reported as well. The scale factors of the $2e$ and 2μ categories are derived using the $1e1\mu$ top quark control region as described in the text

Non-VBF category		$t\bar{t}$, single top quark	SF \pm stat. \pm syst.
2b tag	0ℓ		$1.012 \pm 0.116 \pm 0.008$
	$2e$		$1.098 \pm 0.084 \pm 0.067$
	2μ		$1.098 \pm 0.084 \pm 0.075$
$\leq 1b$ tag	0ℓ		$1.028 \pm 0.048 \pm 0.009$
	$2e$		$1.003 \pm 0.021 \pm 0.089$
	2μ		$1.003 \pm 0.021 \pm 0.095$
VBF category		$t\bar{t}$, single top quark	SF \pm stat. \pm syst. \pm VBF norm.
2b tag	0ℓ		$0.676 \pm 0.221 \pm 0.007 \pm 0.330$
	$2e$		$0.676 \pm 0.154 \pm 0.096 \pm 0.330$
	2μ		$0.676 \pm 0.154 \pm 0.103 \pm 0.330$
$\leq 1b$ tag	0ℓ		$0.822 \pm 0.144 \pm 0.022 \pm 0.180$
	$2e$		$0.882 \pm 0.044 \pm 0.099 \pm 0.120$
	2μ		$0.882 \pm 0.044 \pm 0.107 \pm 0.120$

and low-mass and high-mass sidebands (SB) with $30 < m_{jH} < 65$ GeV (LSB) and $135 < m_{jH} < 250$ GeV (HSB), respectively. The jet mass range $65 < m_{jH} < 105$ GeV, a region enriched with boosted vector bosons (VR), is excluded and kept blinded in order to avoid potential contamination from a VV resonant signal, which is the subject of dedicated searches [16, 62, 63]. The background estimation consists of two separate steps to determine, first, the number of events and, second, the distribution of the main background in the SR.

6.1 Background normalization

The three groups of backgrounds (V+jets, $t\bar{t}$ and single top quark, and VV and VH) are considered separately, since each group has different physical properties leading to a different shape of the jet mass distribution. An appropriate analytical function is chosen to describe the background in each case. The V+jets background's Higgs candidate jet mass has a smoothly falling shape with no peaks, therefore Chebyshev polynomials of order 1–4 are chosen to model the distribution observed in data. The VV and VH backgrounds have two peaks in the jet mass distribution, corresponding to the W and Z bosons, and the VH background an additional peak due to the Higgs boson. The $t\bar{t}$ and single top quark backgrounds are considered together, because they both have two peaks corresponding to $W \rightarrow q\bar{q}'$ decays and all-hadronic top quark decays $t \rightarrow Wb \rightarrow q\bar{q}'b$.

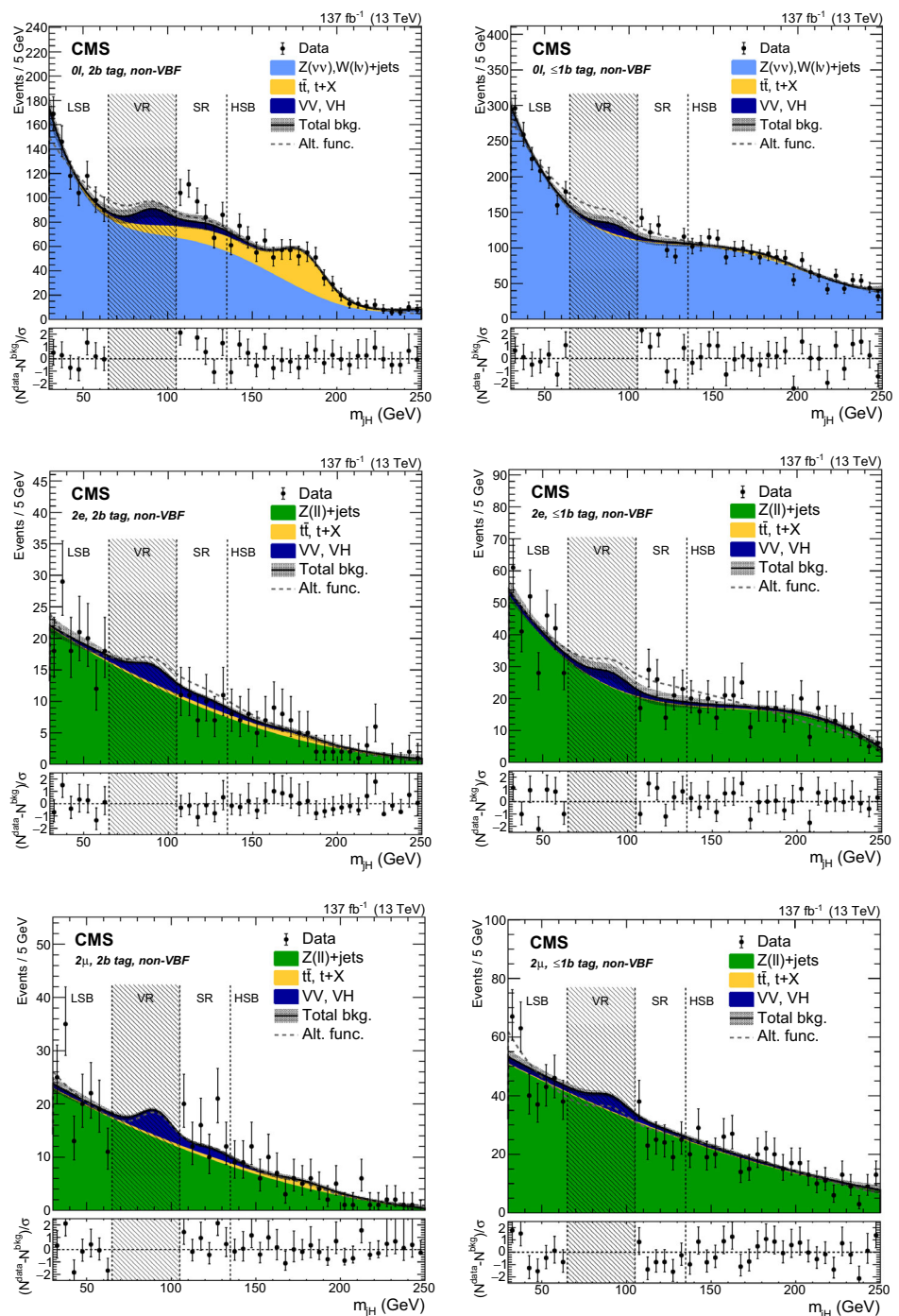
The normalization of the simulated top quark background is corrected with a scale factor (SF) determined in high-purity top quark control regions. In the 0ℓ category, the control region is defined by the veto on the additional b-tagged AK4 jet being inverted. In the 2ℓ categories, control region data are collected using the same trigger as for the $2e$ signal region, with a requirement that lepton flavors and charges are different, resulting in a $1e1\mu$ region, where the leptons must have a combined invariant mass $m_{e\mu} > 110$ GeV and a vector sum $p_T^{e\mu} > 120$ GeV. Multiplicative SFs are calculated from the ratio of the event yield between data and simulation and are applied to the simulated samples in the SR. The uncertainties in the top quark SFs originate from the limited event count in the top quark control region and the extrapolation from the top quark control region to the SR. The systematic uncertainty in the 0ℓ category is derived by varying the b tagging SF. For the 2ℓ categories the uncertainties in the electron and muon identification are taken into account. The electron and muon trigger uncertainties only affect the 2μ and not the $2e$ category because the electron trigger is used to provide the control region while the muon trigger is used to select the signal region. A normalization uncertainty is applied to the VBF categories to account for the limited event counts in these control regions. The normalization uncertainty is taken as the deviation of the top quark SF from unity as shown in Table 2.

The background model, composed of the sum of the V+jets, $t\bar{t}$ and single top quark, and the VV and VH templates is fitted to the SBs of the jet mass distribution in data. The analytical function parameters and the normalization of the top quark and VV backgrounds are fixed from the fit to simulation, but the shape parameters from the V+jets background are not. The number of parameters for the fit to data is determined by a Fisher F-test [64]. The number of expected events is derived from the integral of the fitted model in the SR. The choice of the V+jets fit function induces a systematic uncertainty, which can be determined by fitting the V+jets background shape with an alternative function, consisting of the sum of an exponential and a Gaussian function, and considering the difference between the integrals of the two fit models in the SR as a systematic uncertainty. Figures 3 and 4 show the fits to the jet mass in the different categories. Table 3 summarizes the expected background yield in the SR.

6.2 Background distribution

The m_X and m_X^T distributions are estimated using the data in the jet mass SBs. An α function is then defined as the ratio of the two functions describing the simulated m_X (or m_X^T)

Fig. 3 Fit to the m_{jH} distribution in data in the 2b tag (left column) and $\leq 1b$ tag (right column) non-VBF categories, for 0ℓ (upper row), $2e$ (middle row), and 2μ (lower row). The shaded bands around the total background estimate represent the uncertainty from the fit to data in the jet mass SBs. The observed data are indicated by black markers. The vertical shaded band indicates the VR region, which is blinded and not used in the fit to avoid potential contamination from VV resonant signals. The dashed vertical lines separate the LSB, VR, SR, and HSB. The bottom panel shows $(N^{\text{data}} - N^{\text{bkg}})/\sigma$ for each bin, where σ is the statistical uncertainty in data. In the $\leq 1b$ tag, non-VBF categories, m_X or m_X^T are required to be larger than 1200 GeV to ensure the smoothness of the background model



shape in the SR and SB region of the V+jets background:

$$\alpha(m) = \frac{N_{\text{SR}}^{\text{V+jets}}(m)}{N_{\text{SB}}^{\text{V+jets}}(m)}, \tag{1}$$

where N denotes the function and m represents either m_X or m_X^T . The functions are normalized to the number of events derived in Sect. 6.1 and shown in Table 3.

The V+jets background shape in the SR is thus estimated as the product of $\alpha(m)$ and the shape in the data SBs after sub-

tracting the corresponding top quark and VV contributions:

$$N_{\text{SR}}^{\text{V+jets}}(m) = \left[N_{\text{SB}}^{\text{data}}(m) - N_{\text{SB}}^{\text{top}}(m) - N_{\text{SB}}^{\text{VV}}(m) \right] \alpha(m). \tag{2}$$

Finally, the expected number of background events in the SR is derived by adding the top quark and VV contributions to the V+jets background distribution and taking the V+jets

Table 3 The expected and observed numbers of background events in the signal region for all event categories. The V+jets background uncertainties originate from the variation of the parameters within the fit uncertainties (fit) and the difference between the nominal and alternative function choice for the fit to m_{jH} (alt). The $t\bar{t}$ and single top quark

uncertainties arise from the m_{jH} modeling, the statistical component of the top quark SF uncertainties, and the extrapolation uncertainty from the control region to the SR. The VV and VH normalization uncertainties come from the m_{jH} modeling

Non-VBF category		V+jets (\pm fit) (\pm alt)	$t\bar{t}$, single top quark	VV, VH	Bkg. sum	Observed
2b tag	0ℓ	$374 \pm 34 \pm 20$	68 ± 8	31 ± 10	474 ± 42	549
	2e	$54 \pm 5 \pm 8$	3.1 ± 0.4	7.9 ± 1.9	65 ± 10	57
	2μ	$60 \pm 5 \pm 1$	3.2 ± 0.6	9.1 ± 2.1	72 ± 5	91
$\leq 1b$ tag	0ℓ	$637 \pm 35 \pm 51$	7.3 ± 0.9	15 ± 4	659 ± 61	697
	2e	$113 \pm 14 \pm 27$	1.6 ± 0.2	7.2 ± 1.7	122 ± 31	130
	2μ	$167 \pm 8 \pm 10$	1.8 ± 0.2	8.0 ± 1.8	177 ± 13	154
VBF category		V+jets (\pm fit) (\pm alt)	$t\bar{t}$, single top quark	VV, VH	Bkg. sum	Observed
2b tag	0ℓ	$28 \pm 3 \pm 3$	4.3 ± 2.0	0.9 ± 0.6	33 ± 5	26
	2e	$7.3 \pm 2.0 \pm 2.0$	0.4 ± 0.2	0.4 ± 0.1	8.1 ± 2.8	10
	2μ	$6.0 \pm 1.7 \pm 0.2$	0.4 ± 0.2	0.5 ± 0.1	7.0 ± 1.7	8.0
$\leq 1b$ tag	0ℓ	$486 \pm 13 \pm 72$	25 ± 6	6.3 ± 1.5	517 ± 73	572
	2e	$137 \pm 7 \pm 7$	4.8 ± 1.5	6.4 ± 1.5	148 ± 10	168
	2μ	$171 \pm 8 \pm 6$	4.5 ± 1.1	7.7 ± 1.8	183 ± 10	222

a certain threshold. The parameterization for intermediate mass points is determined by linearly interpolating the shape parameters derived by fitting the generated mass points.

7 Systematic uncertainties

The systematic uncertainty in the V+jets background is dominated by the statistical uncertainty of the number of data events in the SBs. The systematic uncertainties in the shape of the V+jets background are estimated from the covariance matrix of the simultaneous fit of the m_X^T and m_X distributions in data in the SBs, and in simulated V+jets background events in the signal and SB regions. Most of the effect of the uncertainties is correlated among the SB and SR, and cancels out in the α ratio. The $t\bar{t}$ and VV background shape uncertainties are propagated from the covariance matrix of the fit to the simulation in the SR. The statistical treatment is consistent with Ref. [16].

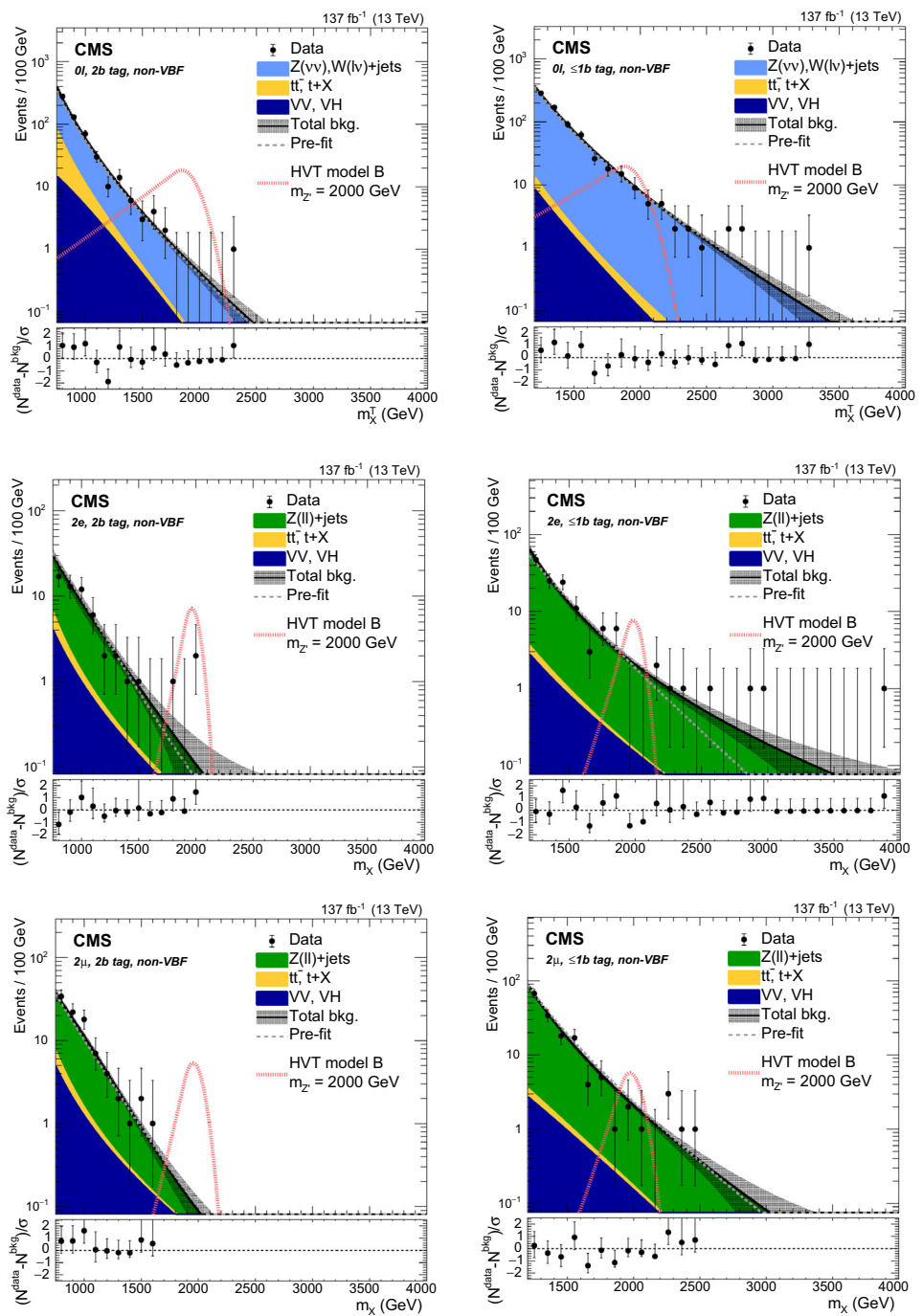
The uncertainty in the top quark background normalization originates from a limited event count in data and simulated event samples in the control regions, and from the variations on the requirements of lepton selection, b tagging SFs, and the VBF selection used to select events in the control region. The uncertainties are reported in Table 2. The uncertainties in the trigger, identification, and isolation efficiencies of leptons affect the normalization and shape of the simulated signal and diboson background. The uncertainties are evaluated by moving the SFs, derived as the efficiency in

data over the efficiency in simulation, up and down by one standard deviation, and amount to 1–7%.

The lepton scale and resolution affect both shape and normalization of the signal, leading to an uncertainty of 1–3%. The uncertainty from the effect of the p_T^{miss} scale and resolution on the normalization of the signal and VV, VH background is 1%. The jet energy scale and resolution uncertainties amount to a 1% systematic uncertainty in the normalization and a shape variation in the distribution of the signal and diboson background events. The uncertainty in the jet mass scale (resolution) adds a contribution of 0.6 (9.0%) to the uncertainty in the signal and the diboson background normalization. The jet mass scale and resolution depend on the choice of the parton shower model, which affects the Higgs boson tagging and leads to an additional uncertainty of 6% in the signal normalization. The uncertainty was evaluated by using HERWIG++ 2.7.1 [66] as an alternative showering algorithm. The impact of the b tagging systematic uncertainty in the signal efficiency depends on the mass of the resonance and has a range of 4–15% for the 2b tag categories and 1–6% for the $\leq 1b$ tag categories. The uncertainty is treated as anti-correlated between the two b tag categories.

The event yields and acceptances are affected by the choice of the parton distribution functions (PDFs) and the QCD factorization and renormalization scale uncertainties. The effects of the PDF choice on the acceptance and normalization of the Z' signal are derived according to the PDF4LHC recommendations [67] and amount to 0.5% in the acceptance and 8–30% in the normalization of the signal, 0.2% in the acceptance and 4.7% in the normalization

Fig. 5 Distributions in data in the 2b tag (left column) and $\leq 1b$ tag (right column) non-VBF categories, of m_X^T for 0ℓ (upper row), and m_X for $2e$ (middle row), and 2μ (lower row). The distributions are shown up to 4000 GeV, which corresponds to the event with the highest m_X or m_X^T observed in the SR. The shaded bands represent the uncertainty from the background estimation. The observed data are represented by black markers, and the potential contribution of a resonance produced in the context of the HVT model B at $m_{Z'} = 2000$ GeV is shown as a dotted red line. The bottom panel shows $(N^{\text{data}} - N^{\text{bkg}})/\sigma$ for each bin, where σ is the statistical uncertainty in data



of the VV, VH background, and 0.1% in the acceptance and 0.1% in the normalization of the $t\bar{t}$ background. The factorization and renormalization scale uncertainties are 3–15%, depending on the resonance mass for the signal, 18.9% for the VV, VH background, and 1% for the extrapolation of the top quark SFs to the SR.

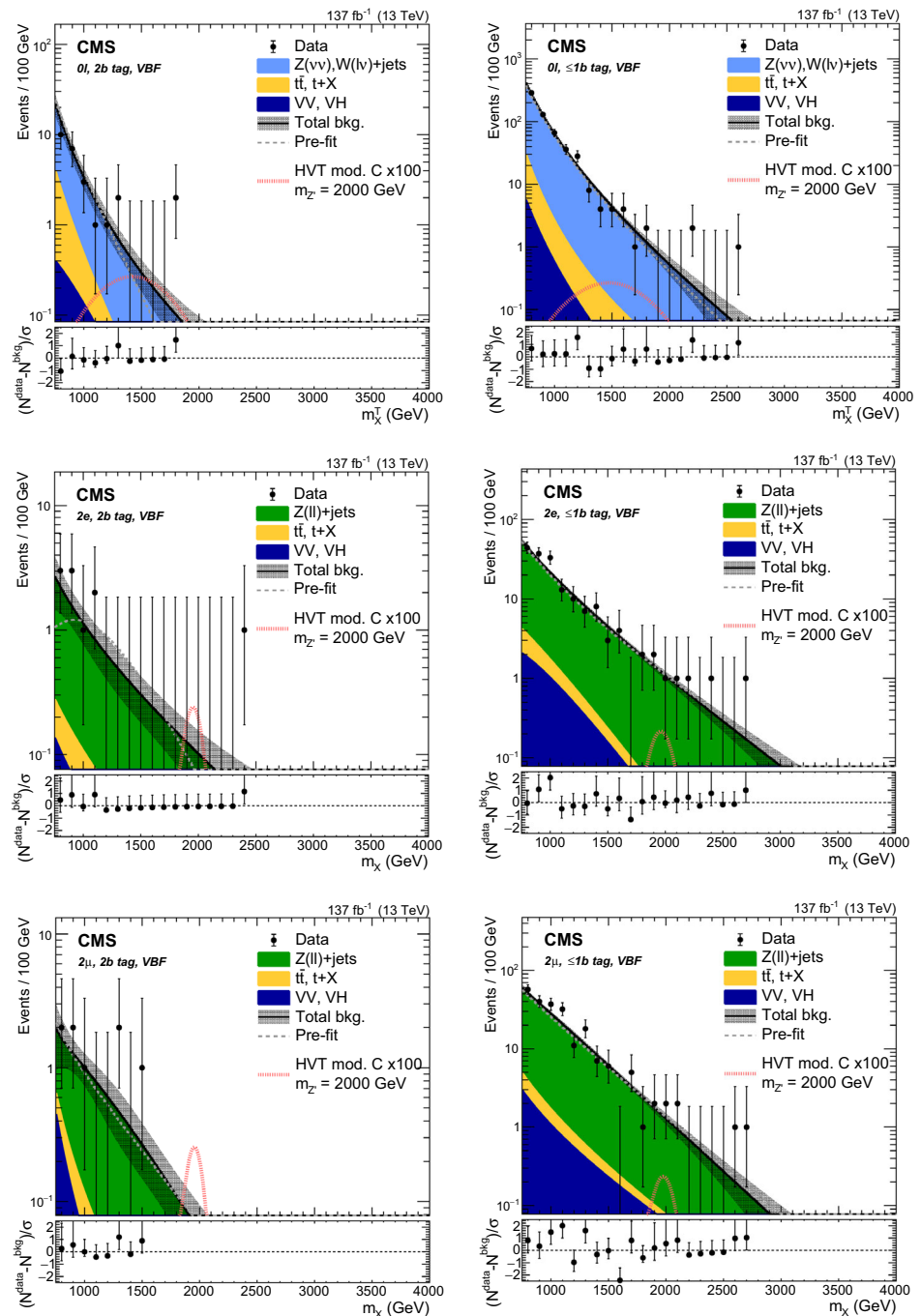
The darkening of ECAL crystals, due to radiation damage, leads to a gradual timing shift, which was not properly propagated to the level 1 trigger for 2016 and 2017 [68]. This effect is accounted for by adding a 1% systematic uncertainty

in the signal normalization. Additional systematic uncertainties come from estimations of the pileup contribution and the integrated luminosity [69–71]. A list of all systematic uncertainties is given in Table 4.

8 Results

Results are obtained from a combined profile likelihood fit to the unbinned m_X^T and m_X distributions of signal and back-

Fig. 6 Distributions in data in the 2b tag (left column) and $\leq 1b$ tag (right column) VBF categories, of m_X^T for 0ℓ (upper row), and m_X for $2e$ (middle row), and 2μ (lower row). The distributions are shown up to 4000 GeV, which corresponds to the event with the highest m_X or m_X^T observed in the SR. The shaded bands represent the uncertainty from the background estimation. The observed data are represented by black markers, and the potential contribution of a resonance produced in the context of the HVT model C at $m_{Z'} = 2000$ GeV is shown as a dotted red line. The bottom panel shows $(N^{\text{data}} - N^{\text{bkg}})/\sigma$ for each bin, where σ is the statistical uncertainty in data



ground, shown in Figs. 5 and 6. Systematic uncertainties are treated as nuisance parameters and are profiled in the statistical interpretation [72–74]. The uncertainties in the signal normalization that are derived from the signal cross section are not profiled in the likelihood, and are reported separately as the uncertainty band of the theoretical cross section. The statistical methods, including the treatment of the nuisance parameters, are described in more detail in Ref. [16].

The background-only hypothesis is tested against a hypothesis also considering $Z' \rightarrow ZH$ signal in all categories. A modified frequentist method is used to determine

95% confidence level (CL) upper limits on the product of cross section and branching fraction as a function of m_X , in which the distribution of the profile likelihood test statistic is derived using an asymptotic approximation [75].

The exclusion limits on the product of resonance cross section and branching fraction $\mathcal{B}(Z' \rightarrow ZH)$ are reported as a function of the resonance mass in Fig. 7 for all categories, separately for the non-VBF and the VBF signals. The 2ℓ categories dominate the sensitivity for heavy resonance masses smaller than 1 TeV because of the smaller backgrounds combined with the better experimental resolu-

Table 4 Summary of systematic uncertainties for the background and signal samples. The entries labeled with † are also propagated to the shapes of the distributions. Uncertainties marked with ‡ impact the sig-

nal cross section. Uncertainties in the same line are treated as correlated. All uncertainties except for in the integrated luminosity are considered correlated across the three years of data taking

	V+jets	t \bar{t} , single top quark	VV, VH	Signal
Bkg. normalization	6–40%	–	–	–
Top quark background SFs	–	0.4–9.5%	–	–
Electron id., isolation	–	–	3.6%	–
Muon id., isolation	–	–	4.9%	–
Electron trigger	–	–	0.9%	–
Muon trigger	–	–	7%	–
Lepton scale and resolution †	–	–	–	1–3%
p_T^{miss} scale and resolution	–	–	1%	–
Jet energy scale †	–	–	1.0%	1.0%
Jet energy resolution †	–	–	0.1%	0.1%
Jet mass scale	–	–	0.6%	0.6%
Jet mass resolution	–	–	9.0%	9.0%
Higgs boson tagging	–	–	–	6%
b tagging	–	1.4% (0 ℓ)	0.6% ($\leq 1b$), 6.5% (2b)	1–6% ($\leq 1b$), 4–15% (2b)
PDF, normalization	–	0.1%	4.7%	8–30% ‡
PDF, acceptance	–	0.1%	0.2%	0.5%
QCD renormalization and factorization scales	–	–	18.9%	3–15% ‡
Factorization and renorm. scales extrapolation	–	1%	–	–
Level 1 trigger	–	–	–	1%
Pileup	–	–	0.1%	0.1%
Integrated luminosity	–	–	1.8%	1.8%

tion; at larger masses, the 0ℓ categories are more sensitive thanks to the larger branching fraction of the Z boson to neutrinos. The exclusion limits are shown up to 4.6 TeV, which corresponds to the event with the highest m_X or m_X^T observed either in the SB or SR.

The largest excess for the non-VBF signal, corresponding to a local significance of 3 standard deviations, is observed at $m_X = 1$ TeV. A Z' boson with a mass smaller than 3.5 TeV is excluded at 95% CL in HVT model A, and a Z' with mass smaller than 3.7 TeV is excluded in model B. The upper limit of the excluded mass range is increased by 0.85 (0.87) TeV and 1.3 (1.4) TeV in HVT model A (model B) compared to searches using 2016 data and the same final state by the ATLAS and CMS Collaborations, respectively [14, 15]. If the Z' couples only to the SM bosons and is produced exclusively through VBF as in HVT model C, the data set analyzed is not large enough to exclude any range of mass. Upper limits on the product of the cross section and branching fraction are set between 23 and 0.3 fb for a Z' mass between 0.8 and 4.6 TeV, respectively.

The exclusion limit of the non-VBF signal shown in Fig. 7 (upper) can be interpreted as a limit in the space of the HVT model parameters [g_{VCH} , g^2_{CF}/g_V]. Combining all categories, the excluded region in such a parameter space for

narrow resonances is shown in Fig. 8. The region of parameter space where the natural resonance width is larger than the typical experimental resolution of 4%, for which the narrow width assumption is not valid, is shaded.

9 Summary

A search for a heavy resonance with a mass between 0.8 and 5.0 TeV, decaying to a Z boson and a Higgs boson, has been described. The data samples were collected by the CMS experiment in the period 2016–2018 at $\sqrt{s} = 13$ TeV and correspond to an integrated luminosity of 137 fb^{-1} . In the final states explored the Z boson decays leptonically, resulting in events with either zero or two electrons or muons. Higgs bosons with a large Lorentz boost are reconstructed via their decays to hadrons. For models with a narrow spin-1 resonance, a new heavy vector boson Z' with mass below 3.5 and 3.7 TeV is excluded at 95% confidence level in models where the heavy vector boson couples predominantly to fermions and bosons, respectively. These are the most stringent limits placed on the Heavy Vector Triplet Z' model to date. If the heavy vector boson couples exclusively to standard model bosons, upper limits on the product of the cross section and

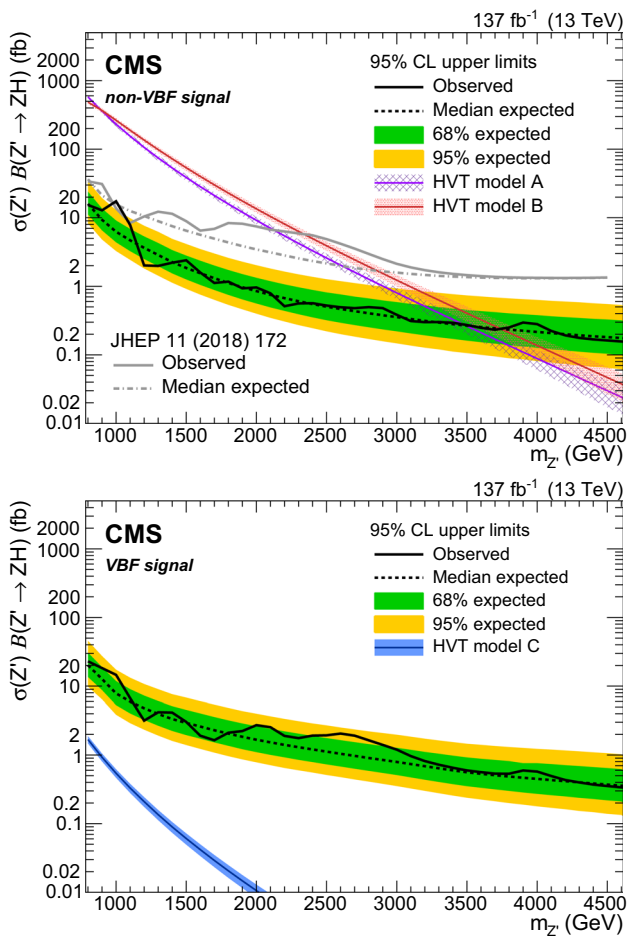


Fig. 7 Observed and expected 95% CL upper limit on $\sigma B(Z' \rightarrow ZH)$ with all categories combined, for the non-VBF signal (upper) and VBF signal (lower), including all statistical and systematic uncertainties. The inner green band and the outer yellow band indicate the regions containing 68 and 95%, respectively, of the distribution of expected limits under the background-only hypothesis. The solid curves and their shaded areas correspond to the product of the cross section and the branching fractions predicted by the HVT models A and B (upper) and HVT model C (lower), and their relative uncertainties. The CMS search for a heavy resonance using 2016 data and the same final state [14] is shown as a comparison

branching fraction are set between 23 and 0.3 fb for a Z' mass between 0.8 and 4.6 TeV, respectively. This is the first limit set on a heavy vector boson coupling exclusively to standard model bosons in its production and decay.

Acknowledgements We congratulate our colleagues in the CERN accelerator departments for the excellent performance of the LHC and thank the technical and administrative staffs at CERN and at other CMS institutes for their contributions to the success of the CMS effort. In addition, we gratefully acknowledge the computing centres and personnel of the Worldwide LHC Computing Grid and other centres for delivering so effectively the computing infrastructure essential to our analyses. Finally, we acknowledge the enduring support for the construction and operation of the LHC, the CMS detector, and the supporting computing infrastructure provided by the following funding agencies: BMBWF

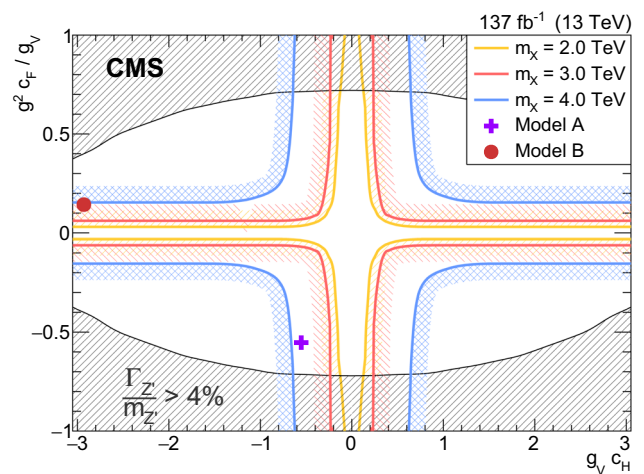


Fig. 8 Observed exclusion limit in the space of the HVT model parameters $[g_{VCH}, g^2 c_F / g_V]$, described in the text, for three different mass hypotheses of 2.0, 3.0, and 4.0 TeV for the non-VBF signal. The shaded bands indicate the side of each contour that is excluded. The benchmark scenarios corresponding to HVT models A and B are represented by a purple cross and a red point, respectively. The region of the parameter space where the natural resonance width ($\Gamma_{Z'}$) is larger than the typical experimental resolution of 4%, for which the narrow-width approximation is not valid, is shaded in grey

and FWF (Austria); FNRS and FWO (Belgium); CNPq, CAPES, FAPERJ, FAPERGS, and FAPESP (Brazil); MES (Bulgaria); CERN; CAS, MoST, and NSFC (China); COLCIENCIAS (Colombia); MSES and CSF (Croatia); RIF (Cyprus); SENESCYT (Ecuador); MoER, ERC PUT and ERDF (Estonia); Academy of Finland, MEC, and HIP (Finland); CEA and CNRS/IN2P3 (France); BMBF, DFG, and HGF (Germany); GSRT (Greece); NKFI (Hungary); DAE and DST (India); IPM (Iran); SFI (Ireland); INFN (Italy); MSIP and NRF (Republic of Korea); MES (Latvia); LAS (Lithuania); MOE and UM (Malaysia); BUAP, CINVESTAV, CONACYT, LNS, SEP, and UASLP-FAI (Mexico); MOS (Montenegro); MBIE (New Zealand); PAEC (Pakistan); MSHE and NSC (Poland); FCT (Portugal); JINR (Dubna); MON, RosAtom, RAS, RFBR, and NRC KI (Russia); MESTD (Serbia); SEIDI, CPAN, PCTI, and FEDER (Spain); MOSTR (Sri Lanka); Swiss Funding Agencies (Switzerland); MST (Taipei); ThEPCenter, IPST, STAR, and NSTDA (Thailand); TUBITAK and TAEK (Turkey); NASU (Ukraine); STFC (UK); DOE and NSF (USA). Individuals have received support from the Marie-Curie program and the European Research Council and Horizon 2020 Grant, contract nos. 675440, 724704, 752730, and 765710 (European Union); the Leventis Foundation; the Alfred P. Sloan Foundation; the Alexander von Humboldt Foundation; the Belgian Federal Science Policy Office; the Fonds pour la Formation à la Recherche dans l'Industrie et dans l'Agriculture (FRIA-Belgium); the Agentschap voor Innovatie door Wetenschap en Technologie (IWT-Belgium); the F.R.S.-FNRS and FWO (Belgium) under the “Excellence of Science – EOS” – be.h project n. 30820817; the Beijing Municipal Science and Technology Commission, no. Z191100007219010; the Ministry of Education, Youth and Sports (MEYS) of the Czech Republic; the Deutsche Forschungsgemeinschaft (DFG), under Germany’s Excellence Strategy – EXC 2121 “Quantum Universe” – 390833306, and under project number 400140256 - GRK2497; the Lendület (“Momentum”) Program and the János Bolyai Research Scholarship of the Hungarian Academy of Sciences, the New National Excellence Program ÚNKP, the NKFI research grants 123842, 123959, 124845, 124850, 125105, 128713, 128786, and 129058 (Hungary); the Council of Science and Industrial Research, India; the HOMING PLUS program of the Founda-

tion for Polish Science, cofinanced from European Union, Regional Development Fund, the Mobility Plus program of the Ministry of Science and Higher Education, the National Science Center (Poland), contracts Harmonia 2014/14/M/ST2/00428, Opus 2014/13/B/ST2/02543, 2014/15/B/ST2/03998, and 2015/19/B/ST2/02861, Sonata-bis 2012/07/E/ST2/01406; the National Priorities Research Program by Qatar National Research Fund; the Ministry of Science and Higher Education, project no. 0723-2020-0041 (Russia); the Programa Estatal de Fomento de la Investigación Científica y Técnica de Excelencia María de Maeztu, grant MDM-2015-0509 and the Programa Severo Ochoa del Principado de Asturias; the Thalís and Aristeia programs cofinanced by EU-ESF and the Greek NSRF; the Rachadapisek Sompot Fund for Post-doctoral Fellowship, Chulalongkorn University and the Chulalongkorn Academic into Its 2nd Century Project Advancement Project (Thailand); the Kavli Foundation; the Nvidia Corporation; the SuperMicro Corporation; the Welch Foundation, contract C-1845; and the Weston Havens Foundation (USA).

Data Availability Statement This manuscript has no associated data or the data will not be deposited. [Authors' comment: Release and preservation of data used by the CMS Collaboration as the basis for publications is guided by the CMS policy as written in its document "CMS data preservation, re-use and open access policy" (<https://cms-docdb.cern.ch/cgi-bin/PublicDocDB/RetrieveFile?docid=6032&filename=CMSDataPolicyV1.2.pdf&version=2>).]

Declarations

Conflict of interest The authors declare that they have no conflict of interest.

Open Access This article is licensed under a Creative Commons Attribution 4.0 International License, which permits use, sharing, adaptation, distribution and reproduction in any medium or format, as long as you give appropriate credit to the original author(s) and the source, provide a link to the Creative Commons licence, and indicate if changes were made. The images or other third party material in this article are included in the article's Creative Commons licence, unless indicated otherwise in a credit line to the material. If material is not included in the article's Creative Commons licence and your intended use is not permitted by statutory regulation or exceeds the permitted use, you will need to obtain permission directly from the copyright holder. To view a copy of this licence, visit <http://creativecommons.org/licenses/by/4.0/>.
Funded by SCOAP³.

References

1. ATLAS Collaboration, Observation of a new particle in the search for the standard model Higgs boson with the ATLAS detector at the LHC. *Phys. Lett. B* **716**, 1 (2012). <https://doi.org/10.1016/j.physletb.2012.08.020>. arXiv:1207.7214
2. CMS Collaboration, Observation of a new boson at a mass of 125 GeV with the CMS experiment at the LHC. *Phys. Lett. B* **716**, 30 (2012). <https://doi.org/10.1016/j.physletb.2012.08.021>. arXiv:1207.7235
3. CMS Collaboration, Observation of a new boson with mass near 125 GeV in pp collisions at $\sqrt{s} = 7$ and 8 TeV. *JHEP* **06**, 081 (2013). [https://doi.org/10.1007/JHEP06\(2013\)081](https://doi.org/10.1007/JHEP06(2013)081). arXiv:1303.4571
4. ATLAS and CMS Collaboration, Combined measurement of the Higgs boson mass in pp collisions at $\sqrt{s} = 7$ and 8 TeV with the ATLAS and CMS experiments. *Phys. Rev. Lett.* **114**, 191803 (2015). <https://doi.org/10.1103/PhysRevLett.114.191803>. arXiv:1503.07589
5. CMS Collaboration, A measurement of the Higgs boson mass in the diphoton decay channel. *Phys. Lett. B* **805**, 135425 (2020). <https://doi.org/10.1016/j.physletb.2020.135425>. arXiv:2002.06398
6. ATLAS Collaboration, Evidence for the spin-0 nature of the Higgs boson using ATLAS data. *Phys. Lett. B* **726**, 120 (2013). <https://doi.org/10.1016/j.physletb.2013.08.026>. arXiv:1307.1432
7. ATLAS and CMS Collaboration, Measurements of the Higgs boson production and decay rates and constraints on its couplings from a combined ATLAS and CMS analysis of the LHC pp collision data at $\sqrt{s} = 7$ and 8 TeV. *JHEP* **08**, 045 (2016). [https://doi.org/10.1007/JHEP08\(2016\)045](https://doi.org/10.1007/JHEP08(2016)045). arXiv:1606.02266
8. T. Han, H.E. Logan, B. McElrath, L.-T. Wang, Phenomenology of the little Higgs model. *Phys. Rev. D* **67**, 095004 (2003). <https://doi.org/10.1103/PhysRevD.67.095004>. arXiv:hep-ph/0301040
9. M. Schmaltz, D. Tucker-Smith, Little Higgs theories. *Ann. Rev. Nucl. Part. Sci.* **55**, 229 (2005). <https://doi.org/10.1146/annurev.nucl.55.090704.151502>
10. M. Perelstein, Little Higgs models and their phenomenology. *Prog. Part. Nucl. Phys.* **58**, 247 (2007). <https://doi.org/10.1016/j.pnpnp.2006.04.001>. arXiv:hep-ph/0512128
11. R. Contino, D. Pappadopulo, D. Marzocca, R. Rattazzi, On the effect of resonances in composite Higgs phenomenology. *JHEP* **10**, 081 (2011). [https://doi.org/10.1007/JHEP10\(2011\)081](https://doi.org/10.1007/JHEP10(2011)081). arXiv:1109.1570
12. D. Marzocca, M. Serone, J. Shu, General composite Higgs models. *JHEP* **08**, 013 (2012). [https://doi.org/10.1007/JHEP08\(2012\)013](https://doi.org/10.1007/JHEP08(2012)013). arXiv:1205.0770
13. B. Bellazzini, C. Csaki, J. Serra, Composite Higgses. *Eur. Phys. J. C* **74**, 2766 (2014). <https://doi.org/10.1140/epjcs/10052-014-2766-x>. arXiv:1401.2457
14. CMS Collaboration, Search for heavy resonances decaying into a vector boson and a Higgs boson in final states with charged leptons, neutrinos, and b quarks at $\sqrt{s} = 13$ TeV. *JHEP* **11**, 172 (2018). [https://doi.org/10.1007/JHEP11\(2018\)172](https://doi.org/10.1007/JHEP11(2018)172). arXiv:1807.02826
15. ATLAS Collaboration, Search for heavy resonances decaying into a W or Z boson and a Higgs boson in final states with leptons and b-jets in 36 fb⁻¹ of $\sqrt{s} = 13$ TeV pp collisions with the ATLAS detector. *JHEP* **03**, 174 (2018). [https://doi.org/10.1007/JHEP03\(2018\)174](https://doi.org/10.1007/JHEP03(2018)174). arXiv:1712.06518 [Erratum: [https://doi.org/10.1007/JHEP11\(2018\)051](https://doi.org/10.1007/JHEP11(2018)051)]
16. CMS Collaboration, Combination of CMS searches for heavy resonances decaying to pairs of bosons or leptons. *Phys. Lett. B* **798**, 134952 (2019). <https://doi.org/10.1016/j.physletb.2019.134952>. arXiv:1906.00057
17. ATLAS Collaboration, Combination of searches for heavy resonances decaying into bosonic and leptonic final states using 36 fb⁻¹ of proton-proton collision data at $\sqrt{s} = 13$ TeV with the ATLAS detector. *Phys. Rev. D* **98**, 052008 (2018). <https://doi.org/10.1103/PhysRevD.98.052008>. arXiv:1808.02380
18. T. Dorigo, Hadron collider searches for diboson resonances. *Prog. Part. Nucl. Phys.* **100**, 211 (2018). <https://doi.org/10.1016/j.pnpnp.2018.01.009>. arXiv:1802.00354
19. D. Pappadopulo, A. Thamm, R. Torre, A. Wulzer, Heavy vector triplets: bridging theory and data. *JHEP* **09**, 060 (2014). [https://doi.org/10.1007/JHEP09\(2014\)060](https://doi.org/10.1007/JHEP09(2014)060). arXiv:1402.4431
20. V.D. Barger, W.-Y. Keung, E. Ma, A gauge model with light W and Z bosons. *Phys. Rev. D* **22**, 727 (1980). <https://doi.org/10.1103/PhysRevD.22.727>
21. CMS Collaboration, Search for heavy resonances decaying into two Higgs bosons or into a Higgs boson and a W or Z boson in proton-proton collisions at 13 TeV. *JHEP* **01**, 051 (2019). [https://doi.org/10.1007/JHEP01\(2019\)051](https://doi.org/10.1007/JHEP01(2019)051). arXiv:1808.01365

22. ATLAS Collaboration, Search for heavy resonances decaying to a W or Z boson and a Higgs boson in the $q\bar{q}(\prime)b\bar{b}$ final state in pp collisions at $\sqrt{s} = 13$ TeV with the ATLAS detector. Phys. Lett. B **774**, 494 (2017). <https://doi.org/10.1016/j.physletb.2017.09.066>. arXiv:1707.06958
23. CMS Collaboration, Search for heavy resonances that decay into a vector boson and a Higgs boson in hadronic final states at $\sqrt{s} = 13$ TeV. Eur. Phys. J. C **77**, 636 (2017). <https://doi.org/10.1140/epjc/s10052-017-5192-z>. arXiv:1707.01303
24. ATLAS Collaboration, G. Aad and others, Search for resonances decaying into a weak vector boson and a Higgs boson in the fully hadronic final state produced in proton–proton collisions at $\sqrt{s} = 13$ TeV with the ATLAS detector. Phys. Rev. D **102**, 112008 (2020). <https://doi.org/10.1103/PhysRevD.102.112008>. arXiv:2007.05293
25. CMS Collaboration, The CMS experiment at the CERN LHC. JINST **3**, S08004 (2008). <https://doi.org/10.1088/1748-0221/3/08/S08004>
26. CMS Collaboration, The CMS trigger system. JINST **12**, P01020 (2017). <https://doi.org/10.1088/1748-0221/12/01/P01020>. arXiv:1609.02366
27. J. Alwall et al., The automated computation of tree-level and next-to-leading order differential cross sections, and their matching to parton shower simulations. JHEP **07**, 079 (2014). [https://doi.org/10.1007/JHEP07\(2014\)079](https://doi.org/10.1007/JHEP07(2014)079). arXiv:1405.0301
28. J. Alwall et al., Comparative study of various algorithms for the merging of parton showers and matrix elements in hadronic collisions. Eur. Phys. J. C **53**, 473 (2008). <https://doi.org/10.1140/epjc/s10052-007-0490-5>. arXiv:0706.2569
29. J.M. Lindert et al., Precise predictions for V+ jets dark matter backgrounds. Eur. Phys. J. C **77**, 829 (2017). <https://doi.org/10.1140/epjc/s10052-017-5389-1>. arXiv:1705.04664
30. P. Nason, A new method for combining NLO QCD with shower Monte Carlo algorithms. JHEP **11**, 040 (2004). <https://doi.org/10.1088/1126-6708/2004/11/040>. arXiv:hep-ph/0409146
31. S. Frixione, P. Nason, C. Oleari, Matching NLO QCD computations with parton shower simulations: the POWHEG method. JHEP **11**, 070 (2007). <https://doi.org/10.1088/1126-6708/2007/11/070>. arXiv:0709.2092
32. S. Alioli, P. Nason, C. Oleari, E. Re, A general framework for implementing NLO calculations in shower Monte Carlo programs: the POWHEG BOX. JHEP **06**, 043 (2010). [https://doi.org/10.1007/JHEP06\(2010\)043](https://doi.org/10.1007/JHEP06(2010)043). arXiv:1002.2581
33. R. Frederix, E. Re, P. Torrielli, Single-top t-channel hadroproduction in the four-flavour scheme with POWHEG and aMC@NLO. JHEP **09**, 130 (2012). [https://doi.org/10.1007/JHEP09\(2012\)130](https://doi.org/10.1007/JHEP09(2012)130). arXiv:1207.5391
34. E. Re, Single-top Wt-channel production matched with parton showers using the POWHEG method. Eur. Phys. J. C **71**, 1547 (2011). <https://doi.org/10.1140/epjc/s10052-011-1547-z>. arXiv:1009.2450
35. J.M. Campbell, R.K. Ellis, P. Nason, E. Re, Top-pair production and decay at NLO matched with parton showers. JHEP **04**, 114 (2015). [https://doi.org/10.1007/JHEP04\(2015\)114](https://doi.org/10.1007/JHEP04(2015)114). arXiv:1412.1828
36. M. Czakon, A. Mitov, Top++: a program for the calculation of the top-pair cross-section at hadron colliders. Comput. Phys. Commun. **185**, 2930 (2014). <https://doi.org/10.1016/j.cpc.2014.06.021>. arXiv:1112.5675
37. NNPDF Collaboration, Parton distributions for the LHC run II. JHEP **04**, 040 (2015). [https://doi.org/10.1007/JHEP04\(2015\)040](https://doi.org/10.1007/JHEP04(2015)040). arXiv:1410.8849
38. NNPDF Collaboration, Parton distributions from high-precision collider data. Eur. Phys. J. C **77**, (2017) <https://doi.org/10.1140/epjc/s10052-017-5199-5>. arXiv:1706.00428
39. T. Sjöstrand et al., An introduction to PYTHIA 8.2. Comput. Phys. Commun. **191**, 159 (2015). <https://doi.org/10.1016/j.cpc.2015.01.024>. arXiv:1410.3012
40. P. Skands, S. Carrazza, J. Rojo, Tuning PYTHIA 8.1: the Monash 2013 Tune. Eur. Phys. J. C **74**(2014), 3024 (2013). <https://doi.org/10.1140/epjc/s10052-014-3024-y>. arXiv:1404.5630
41. CMS Collaboration, Event generator tunes obtained from underlying event and multiparton scattering measurements. Eur. Phys. J. C **76**, 155 (2016). <https://doi.org/10.1140/epjc/s10052-016-3988-x>. arXiv:1512.00815
42. CMS Collaboration, Extraction and validation of a new set of CMS PYTHIA8 tunes from underlying-event measurements. Eur. Phys. J. C **80**, 4 (2020). <https://doi.org/10.1140/epjc/s10052-019-7499-4>. arXiv:1903.12179
43. CMS Collaboration, Investigations of the impact of the parton shower tuning in PYTHIA8 in the modelling of $t\bar{t}$ and 13 TeV. CMS Physics Analysis Summary CMS-PAS-TOP-16-021, CERN (2016)
44. GEANT4 Collaboration, GEANT4—a simulation toolkit. Nucl. Instrum. Methods A **506**, 250 (2003). [https://doi.org/10.1016/S0168-9002\(03\)01368-8](https://doi.org/10.1016/S0168-9002(03)01368-8)
45. CMS Collaboration, Particle-flow reconstruction and global event description with the CMS detector. JINST **12**, P10003 (2017). <https://doi.org/10.1088/1748-0221/12/10/p10003>. arXiv:1706.04965
46. M. Cacciari, G.P. Salam, G. Soyez, The anti- k_T jet clustering algorithm. JHEP **04**, 063 (2008). <https://doi.org/10.1088/1126-6708/2008/04/063>. arXiv:0802.1189
47. M. Cacciari, G.P. Salam, G. Soyez, FastJet user manual. Eur. Phys. J. C **72**, 1896 (2012). <https://doi.org/10.1140/epjc/s10052-012-1896-2>. arXiv:1111.6097
48. M. Cacciari, G.P. Salam, G. Soyez, The catchment area of jets. JHEP **04**, 005 (2008). <https://doi.org/10.1088/1126-6708/2008/04/005>. arXiv:0802.1188
49. CMS Collaboration, Pileup mitigation at CMS in 13 TeV data. JINST **15**, P09018 (2020). <https://doi.org/10.1088/1748-0221/15/09/p09018>. arXiv:2003.00503
50. M. Cacciari, G.P. Salam, Pileup subtraction using jet areas. Phys. Lett. B **659**, 119 (2008). <https://doi.org/10.1016/j.physletb.2007.09.077>. arXiv:0707.1378
51. D. Bertolini, P. Harris, M. Low, N. Tran, Pileup per particle identification. JHEP **10**, 059 (2014). [https://doi.org/10.1007/JHEP10\(2014\)059](https://doi.org/10.1007/JHEP10(2014)059). arXiv:1407.6013
52. CMS Collaboration, Jet energy scale and resolution in the CMS experiment in pp collisions at 8 TeV. JINST **12**, P02014 (2017). <https://doi.org/10.1088/1748-0221/12/02/P02014>. arXiv:1607.03663
53. CMS Collaboration, Performance of missing transverse momentum reconstruction in proton–proton collisions at $\sqrt{s} = 13$ TeV using the CMS detector. JINST **14**, P07004 (2019). <https://doi.org/10.1088/1748-0221/14/07/p07004>. arXiv:1903.06078
54. M. Dasgupta, A. Fregoso, S. Marzani, G.P. Salam, Towards an understanding of jet substructure. JHEP **09**, 029 (2013). [https://doi.org/10.1007/JHEP09\(2013\)029](https://doi.org/10.1007/JHEP09(2013)029). arXiv:1307.0007
55. J.M. Butterworth, A.R. Davison, M. Rubin, G.P. Salam, Jet substructure as a new Higgs search channel at the LHC. Phys. Rev. Lett. **100**, 242001 (2008). <https://doi.org/10.1103/PhysRevLett.100.242001>. arXiv:0802.2470
56. A.J. Larkoski, S. Marzani, G. Soyez, J. Thaler, Soft drop. JHEP **05**, 146 (2014). [https://doi.org/10.1007/JHEP05\(2014\)146](https://doi.org/10.1007/JHEP05(2014)146). arXiv:1402.2657
57. CMS Collaboration, Identification techniques for highly boosted W bosons that decay into hadrons. JHEP **12**, 017 (2014). [https://doi.org/10.1007/JHEP12\(2014\)017](https://doi.org/10.1007/JHEP12(2014)017). arXiv:1410.4227







58. CMS Collaboration, Identification of heavy-flavour jets with the CMS detector in pp collisions at 13 TeV. *JINST* **13**, P05011 (2018). <https://doi.org/10.1088/1748-0221/13/05/p05011>. arXiv:1712.07158
59. CMS Collaboration, Performance of electron reconstruction and selection with the CMS detector in proton–proton collisions at $\sqrt{s} = 8$ TeV. *JINST* **10**, P06005 (2015). <https://doi.org/10.1088/1748-0221/10/06/P06005>. arXiv:1502.02701
60. CMS Collaboration, Performance of the CMS muon detector and muon reconstruction with proton–proton collisions at $\sqrt{s} = 13$ TeV. *JINST* **13**, P06015 (2018). <https://doi.org/10.1088/1748-0221/13/06/P06015>. arXiv:1804.04528
61. CMS Collaboration, Performance of reconstruction and identification of τ leptons decaying to hadrons and $\nu\tau$ in pp collisions at $\sqrt{s} = 13$ TeV. *JINST* **13**, P10005 (2018). <https://doi.org/10.1088/1748-0221/13/10/p10005>. arXiv:1809.02816
62. CMS Collaboration, Search for a heavy resonance decaying into a Z boson and a vector boson in the $\nu\bar{\nu}q\bar{q}$ final state. *JHEP* **07**, 075 (2018). [https://doi.org/10.1007/JHEP07\(2018\)075](https://doi.org/10.1007/JHEP07(2018)075). arXiv:1803.03838
63. CMS Collaboration, Search for a heavy resonance decaying into a Z boson and a Z or W boson in $2\ell 2q$ final states at $\sqrt{s} = 13$ TeV. *JHEP* **09**, 101 (2018). [https://doi.org/10.1007/JHEP09\(2018\)101](https://doi.org/10.1007/JHEP09(2018)101). arXiv:1803.10093
64. R.A. Fisher, *Statistical Methods for Research Workers* (Oliver and Boyd, Edinburgh, 1925). ISBN:0-05-002170-2
65. M.J. Oreglia, A study of the reactions $\psi' \rightarrow \gamma\gamma\psi$. PhD thesis, Stanford University (1980). SLAC Report SLAC-R-236
66. M. Baehr et al., Herwig++ physics and manual. *Eur. Phys. J. C* **58**, 639 (2008). <https://doi.org/10.1140/epjc/s10052-008-0798-9>. arXiv:0803.0883
67. J. Butterworth et al., PDF4LHC recommendations for LHC Run II. *J. Phys. G* **43**, 023001 (2016). <https://doi.org/10.1088/0954-3899/43/2/023001>. arXiv:1510.03865
68. CMS Collaboration, Performance of the CMS Level-1 trigger in proton–proton collisions at $\sqrt{s} = 13$ TeV. *JINST* **15**, P10017 (2020). <https://doi.org/10.1088/1748-0221/15/10/p10017>. arXiv:2006.10165
69. CMS Collaboration, CMS luminosity measurement for the 2016 data-taking period. CMS Physics Analysis Summary CMS-PAS-LUM-17-001, CERN (2016)
70. CMS Collaboration, CMS luminosity measurement for the 2017 data-taking period at $\sqrt{s} = 13$ TeV. CMS Physics Analysis Summary CMS-PAS-LUM-17-004, CERN (2017)
71. CMS Collaboration, CMS luminosity measurement for the 2018 data-taking period at $\sqrt{s} = 13$ TeV. CMS Physics Analysis Summary CMS-PAS-LUM-18-002, CERN (2018)
72. T. Junk, Confidence level computation for combining searches with small statistics. *Nucl. Instrum. Methods A* **434**, 435 (1999). [https://doi.org/10.1016/S0168-9002\(99\)00498-2](https://doi.org/10.1016/S0168-9002(99)00498-2). arXiv:hep-ex/9902006
73. A.L. Read, Presentation of search results: the CL_s technique. *J. Phys. G* **28**, 2693 (2002). <https://doi.org/10.1088/0954-3899/28/10/313>
74. CMS and ATLAS Collaborations, LHC Higgs Combination Group, Procedure for the LHC Higgs boson search combination in Summer 2011. Technical Report CMS-NOTE-2011-005. ATL-PHYS-PUB-2011-11, CERN (2011)
75. G. Cowan, K. Cranmer, E. Gross, O. Vitells, Asymptotic formulae for likelihood-based tests of new physics. *Eur. Phys. J. C* **71**, 1554 (2011). <https://doi.org/10.1140/epjc/s10052-011-1554-0>. arXiv:1007.1727 [Erratum: <https://doi.org/10.1140/epjc/s10052-013-2501-z>]

CMS Collaboration

Yerevan Physics Institute, Yerevan, Armenia

A. M. Sirunyan[†], A. Tumasyan



Institut für Hochenergiephysik, Vienna, Austria

W. Adam , T. Bergauer, M. Dragicevic , J. Erö, A. Escalante Del Valle , R. Frühwirth¹, M. Jeitler¹, N. Krammer, L. Lechner, D. Liko, I. Mikulec, F. M. Pitters, N. Rad, J. Schieck ¹, R. Schöfbeck , M. Spanring, S. Tempel, W. Waltenberger , C.-E. Wulz¹, M. Zarucki

Institute for Nuclear Problems, Minsk, Belarus

V. Chekhovsky, A. Litomin, V. Makarenko , J. Suarez Gonzalez











Universiteit Antwerpen, Antwerp, Belgium

M. R. Darwish², E. A. De Wolf, D. Di Croce, X. Janssen , T. Kello³, A. Lelek, M. Pieters, H. Rejeb Sfar, H. Van Havermaet, P. Van Mechelen, S. Van Putte, N. Van Remortel 




Vrije Universiteit Brussel, Brussels, Belgium

F. Blekman , E. S. Bols , S. S. Chhibra , J. D'Hondt , J. De Clercq , D. Lontkovskiy, S. Lowette , I. Marchesini, S. Moortgat , A. Morton , D. Müller, Q. Python , S. Tavernier, W. Van Doninck, P. Van Mulders


Université Libre de Bruxelles, Brussels, Belgium

D. Beghin, B. Bilin , B. Clerbaux , G. De Lentdecker, B. Dorney, L. Favart , A. Grebenyuk, A. K. Kalsi , I. Makarenko , L. Moureaux, L. Péttré, A. Popov , N. Postiau, E. Starling , L. Thomas , C. Vander Velde , P. Vanlaer , D. Vannerom, L. Wezenbeek

Ghent University, Ghent, Belgium

T. Cornelis , D. Dobur, M. Gruchala, I. Khvastunov⁴, M. Niedziela, C. Roskas, K. Skovpen , M. Tytgat , W. Verbeke, B. Vermassen, M. Vit













Université Catholique de Louvain, Louvain-la-Neuve, Belgium

G. Bruno, F. Bury, C. Caputo , P. David , C. Delaere , M. Delcourt, I. S. Donertas, A. Giammanco , V. Lemaitre, K. Mondal, J. Prisciandaro, A. Taliercio, M. Teklishyn, P. Vischia , S. Wertz , S. Wuyckens









Centro Brasileiro de Pesquisas Físicas, Rio de Janeiro, Brazil

G. A. Alves , C. Hensel, A. Moraes 

Universidade do Estado do Rio de Janeiro, Rio de Janeiro, Brazil

W. L. Aldá Júnior , E. Belchior Batista Das Chagas, H. Brandao Malbouisson, W. Carvalho , J. Chinellato⁵, E. Coelho, E. M. Da Costa , G. G. Da Silveira , D. De Jesus Damiao , S. Fonseca De Souza , J. Martins⁷, D. Matos Figueiredo, M. Medina Jaime⁸, C. Mora Herrera , L. Mundim , H. Nogima, P. Rebello Teles , L. J. Sanchez Rosas, A. Santoro, S. M. Silva Do Amaral , A. Sznajder , M. Thiel, F. Torres Da Silva De Araujo, A. Vilela Pereira 

Universidade Estadual Paulista^a, Universidade Federal do ABC^b, São Paulo, Brazil

C. A. Bernardes , L. Calligaris , T. R. Fernandez Perez Tomei , E. M. Gregores ^{a,b}, D. S. Lemos ^a, P. G. Mercadante ^{a,b}, S. F. Novaes ^a, Sandra S. Padula ^a


Institute for Nuclear Research and Nuclear Energy, Bulgarian Academy of Sciences, Sofia, Bulgaria

A. Aleksandrov, G. Antchev, I. Atanasov, R. Hadjiiska, P. Iaydjiev, M. Misheva, M. Rodozov, M. Shopova, G. Sultanov


University of Sofia, Sofia, Bulgaria

A. Dimitrov, T. Ivanov, L. Litov , B. Pavlov, P. Petkov, A. Petrov

Beihang University, Beijing, China

T. Cheng, W. Fang ³, Q. Guo, H. Wang, L. Yuan





Department of Physics, Tsinghua University, Beijing, China

M. Ahmad, G. Bauer, Z. Hu , Y. Wang, K. Yi^{9,10}

Institute of High Energy Physics, Beijing, China

E. Chapon , G. M. Chen ¹¹, H. S. Chen ¹¹, M. Chen , T. Javaid¹¹, A. Kapoor , D. Leggat, H. Liao, Z.-A. Liu ¹¹, R. Sharma , A. Spiezia, J. Tao , J. Thomas-wilsker, J. Wang, H. Zhang, S. Zhang¹¹, J. Zhao 

State Key Laboratory of Nuclear Physics and Technology, Peking University, Beijing, China

A. Agapitos, Y. Ban, C. Chen, Q. Huang, A. Levin , Q. Li , M. Lu, X. Lyu, Y. Mao, S. J. Qian, D. Wang , Q. Wang , J. Xiao


Sun Yat-Sen University, Guangzhou, China

Z. You 

Institute of Modern Physics and Key Laboratory of Nuclear Physics and Ion-beam Application (MOE)-Fudan University, Shanghai, China

X. Gao³

Zhejiang University, Hangzhou, China

M. Xiao 



Universidad de Los Andes, Bogotá, Colombia

C. Avila , A. Cabrera, C. Florez , J. Fraga, A. Sarkar, M. A. Segura Delgado

Universidad de Antioquia, Medellín, Colombia

J. Jaramillo, J. Mejia Guisao, F. Ramirez, J. D. Ruiz Alvarez , C. A. Salazar González, N. Vanegas Arbelaez

Faculty of Electrical Engineering, Mechanical Engineering and Naval Architecture, University of Split, Split, Croatia

D. Giljanovic, N. Godinovic , D. Lelas, I. Puljak 

University of Split, Faculty of Science, Split, Croatia

Z. Antunovic, M. Kovac, T. Sculac

Institute Rudjer Boskovic, Zagreb, Croatia

V. Brigljevic , D. Ferencek , D. Majumder , M. Roguljic, A. Starodumov¹², T. Susa 

University of Cyprus, Nicosia, Cyprus

M. W. Ather, A. Attikis, E. Erodoutou, A. Ioannou, G. Kole , M. Kolosova, S. Konstantinou, J. Mousa , C. Nicolaou, F. Ptochos , P. A. Razis, H. Rykaczewski, H. Saka , D. Tsiakkouri


Charles University, Prague, Czech Republic

M. Finger¹³, M. Finger Jr. , A. Kveton, J. Tomsa

Escuela Politecnica Nacional, Quito, Ecuador

E. Ayala


Universidad San Francisco de Quito, Quito, Ecuador

E. Carrera Jarrin 

Academy of Scientific Research and Technology of the Arab Republic of Egypt, Egyptian Network of High Energy Physics, Cairo, Egypt

S. Abu Zeid¹⁴, Y. Assran^{15, 16}, E. Salama^{16, 14}

Center for High Energy Physics (CHEP-FU), Fayoum University, El-Fayoum, Egypt

A. Lotfy, M. A. Mahmoud 

National Institute of Chemical Physics and Biophysics, Tallinn, Estonia

S. Bhowmik , A. Carvalho Antunes De Oliveira , R. K. Dewanjee , K. Ehataht, M. Kadastik, M. Raidal , C. Veelken

Department of Physics, University of Helsinki, Helsinki, Finland

P. Eerola , L. Forthomme , H. Kirschenmann , K. Osterberg, M. Voutilainen 








Helsinki Institute of Physics, Helsinki, Finland

E. Brücken, F. Garcia, J. Havukainen, V. Karimäki, M. S. Kim, R. Kinnunen, T. Lampén, K. Lassila-Perini, S. Lehti, T. Lindén, H. Siikonen, E. Tuominen , J. Tuominiemi












Lappeenranta University of Technology, Lappeenranta, Finland

P. Luukka , T. Tuuva

IRFU, CEA, Université Paris-Saclay, Gif-sur-Yvette, France

C. Amendola , M. Besancon, F. Couderc , M. Dejardin, D. Denegri, J. L. Faure, F. Ferri , S. Ganjour, A. Givernaud, P. Gras, G. Hamel de Monchenault , P. Jarry, B. Lenzi, E. Locci, J. Malcles, J. Rander, A. Rosowsky, M.Ö. Sahin , A. Savoy-Navarro¹⁷, M. Titov , G. B. Yu 







Laboratoire Leprince-Ringuet, CNRS/IN2P3, Ecole Polytechnique, Institut Polytechnique de Paris, Palaiseau, France

S. Ahuja , F. Beaudette , M. Bonanomi, A. Buchot Perraguin, P. Busson, C. Charlot, O. Davignon, B. Diab, G. Falmagne, R. Granier de Cassagnac , A. Hakimi, I. Kucher , A. Lobanov , C. Martin Perez, M. Nguyen , C. Ochando, P. Paganini , J. Rembser, R. Salerno , J. B. Sauvan , Y. Sirois , A. Zabi, A. Zghiche 

Université de Strasbourg, CNRS, IPHC UMR 7178, Strasbourg, France

J.-L. Agram , J. Andrea, D. Bloch , G. Bourgatte, J.-M. Brom, E. C. Chabert, C. Collard , J.-C. Fontaine¹⁸, D. Gelé, U. Goerlach, C. Grimault, A.-C. Le Bihan, P. Van Hove

Institut de Physique Nucléaire de Lyon, Université de Lyon, Université Claude Bernard Lyon 1, CNRS-IN2P3, Villeurbanne, France

E. Asilar , S. Beauceron , C. Bernet, G. Boudoul, C. Camen, A. Carle, N. Chanon , D. Contardo, P. Depasse , H. El Mamouni, J. Fay, S. Gascon, M. Gouzevitch, B. Ille, Sa. Jain , I. B. Laktineh, H. Lattaud, A. Lesauvage, M. Lethuillier , L. Mirabito, K. Shchablo, L. Torterotot, G. Touquet, M. Vander Donckt, S. Viret

Georgian Technical University, Tbilisi, GeorgiaG. Adamov, Z. Tsamalaidze¹³**I. Physikalisches Institut, RWTH Aachen University, Aachen, Germany**L. Feld¹⁴, K. Klein, M. Lipinski, D. Meuser, A. Pauls, M. Preuten, M. P. Rauch, J. Schulz, M. Teroerde¹⁵**III. Physikalisches Institut A, RWTH Aachen University, Aachen, Germany**D. Eliseev, M. Erdmann¹⁶, P. Fackeldey, B. Fischer, S. Ghosh¹⁷, T. Hebbeker¹⁸, K. Hoepfner, H. Keller, L. Mastrolorenzo, M. Merschmeyer¹⁹, A. Meyer, G. Mocellin, S. Mondal, S. Mukherjee²⁰, D. Noll, A. Novak, T. Pook²¹, A. Pozdnyakov²², Y. Rath, H. Reithler, J. Roemer, A. Schmidt²³, S. C. Schuler, A. Sharma, S. Wiedenbeck, S. Zaleski**III. Physikalisches Institut B, RWTH Aachen University, Aachen, Germany**C. Dziwok, G. Flügge, W. Haj Ahmad²⁴, O. Hlushchenko, T. Kress, A. Nowack²⁵, C. Pistone, O. Pooth, D. Roy, H. Sert, A. Stahl²⁶, T. Ziemons**Deutsches Elektronen-Synchrotron, Hamburg, Germany**H. Aarup Petersen, M. Aldaya Martin, P. Asmuss, I. Babounikau²⁷, S. Baxter, O. Behnke, A. Bermúdez Martínez, A. A. Bin Anuar²⁸, K. Borras²⁹, V. Botta, D. Brunner, A. Campbell, A. Cardini, P. Connor, S. Consuegra Rodríguez³⁰, V. Danilov, A. De Wit³¹, M. M. Defranchis, L. Didukh, D. Domínguez Damiani, G. Eckerlin, D. Eckstein, T. Eichhorn, L. I. Estevez Banos, E. Gallo³², A. Geiser, A. Giraldi, A. Grohsjean³³, M. Guthoff, A. Harb³⁴, A. Jafari³⁵, N. Z. Jomhari³⁶, H. Jung, A. Kasem³⁷, M. Kasemann³⁸, H. Kaveh, C. Kleinwort³⁹, J. Knolle⁴⁰, D. Krücker, W. Lange, T. Lenz, J. Lidrych, K. Lipka, W. Lohmann⁴¹, T. Madlener, R. Mankel, I.-A. Melzer-Pellmann, J. Metwally, A. B. Meyer, M. Meyer, M. Missiroli⁴², J. Mnich⁴³, A. Mussgiller, V. Myronenko⁴⁴, Y. Otariid, D. Pérez Adán, S. K. Pflitsch, D. Pitzl, A. Raspereza, A. Saggio, A. Saibel, M. Savitskiy, V. Scheurer, C. Schwanenberger⁴⁵, A. Singh, R. E. Sosa Ricardo⁴⁶, N. Tonon⁴⁷, O. Turkot⁴⁸, A. Vagnerini, M. Van De Klundert, R. Walsh, D. Walter, Y. Wen⁴⁹, K. Wichmann, C. Wissing, S. Wuchterl, O. Zenaiev⁵⁰, R. Zlebcik⁵¹**University of Hamburg, Hamburg, Germany**R. Aggleton, S. Bein, L. Benato⁵², A. Benecke, K. De Leo, T. Dreyer, A. Ebrahimi⁵³, M. Eich, F. Feindt, A. Fröhlich, C. Garbers⁵⁴, E. Garutti⁵⁵, P. Gunnellini, J. Haller⁵⁶, A. Hinzmann⁵⁷, A. Karavdina, G. Kasieczka, R. Klanner⁵⁸, R. Kogler, V. Kutzner, J. Lange⁵⁹, T. Lange, A. Malara, C. E. N. Niemeyer, A. Nigamova, K. J. Pena Rodriguez, O. Rieger, P. Schleper, S. Schumann, J. Schwandt⁶⁰, D. Schwarz, J. Sonneveld, H. Stadie, G. Steinbrück, B. Vormwald⁶¹, I. Zoi**Karlsruher Institut fuer Technologie, Karlsruhe, Germany**J. Bechtel, T. Berger, E. Butz⁶², R. Caspart, T. Chwalek, W. De Boer, A. Dierlamm, A. Droll, K. El Morabit, N. Faltermann⁶³, K. Flöh, M. Giffels, A. Gottmann, F. Hartmann⁶⁴, C. Heidecker, U. Husemann⁶⁵, I. Katkov⁶⁶, P. Keicher, R. Koppenhöfer, S. Maier, M. Metzler, S. Mitra⁶⁷, Th. Müller, M. Musich, G. Quast⁶⁸, K. Rabbertz⁶⁹, J. Rauser, D. Savoiu, D. Schäfer, M. Schnepf, M. Schröder⁷⁰, D. Seith, I. Shvetsov, H. J. Simonis, R. Ulrich⁷¹, M. Wassmer, M. Weber, R. Wolf, S. Wozniowski**Institute of Nuclear and Particle Physics (INPP), NCSR Demokritos, Aghia Paraskevi, Greece**



G. Anagnostou, P. Asenov, G. Daskalakis, T. Gerasis, A. Kyriakis, D. Loukas, G. Paspalaki, A. Stakia

National and Kapodistrian University of Athens, Athens, Greece

M. Diamantopoulou, D. Karasavvas, G. Karathanasis, P. Kontaxakis, C. K. Koraka, A. Manousakis-katsikakis, A. Panagiotou, I. Papavergou, N. Saoulidou, K. Theofilatos, E. Tziaferi, K. Vellidis, E. Vourliotis

National Technical University of Athens, Athens, GreeceG. Bakas, K. Kousouris⁷², I. Papakrivopoulos, G. Tsiapolitis, A. Zacharopoulou**University of Ioánnina, Ioannina, Greece**I. Evangelou, C. Foudas, P. Gianneios, P. Katsoulis, P. Kokkas, K. Manitaras, N. Manthos, I. Papadopoulos, J. Strogas⁷³**MTA-ELTE Lendület CMS Particle and Nuclear Physics Group, Eötvös Loránd University, Budapest, Hungary**M. Bartók⁷⁴, M. Csanad⁷⁵, M. M. A. Gadallah⁷⁶, S. Lökös⁷⁷, P. Major, K. Mandal, A. Mehta⁷⁸, G. Pasztor⁷⁹, O. Surányi, G. I. Veres⁸⁰

Wigner Research Centre for Physics, Budapest, Hungary

G. Bencze, C. Hajdu , D. Horvath²⁹, F. Sikler , V. Veszpremi, G. Vesztergombi[†]

Institute of Nuclear Research ATOMKI, Debrecen, Hungary

S. Czellar, J. Karancsi²⁶, J. Molnar, Z. Szillasi, D. Teyssier

Institute of Physics, University of Debrecen, Debrecen, Hungary

P. Raics, Z. L. Trocsanyi , B. Ujvari



Eszterhazy Karoly University, Karoly Robert Campus, Gyongyos, Hungary

T. Csorgo³¹, F. Nemes³¹, T. Novak


Indian Institute of Science (IISc), Bangalore, India

S. Choudhury, J. R. Komaragiri , D. Kumar, L. Panwar, P. C. Tiwari


National Institute of Science Education and Research, HBNI, Bhubaneswar, India

S. Bahinipati³², D. Dash , C. Kar, P. Mal, T. Mishra, V. K. Muraleedharan Nair Bindhu, A. Nayak³³, D. K. Sahoo³², N. Sur , S. K. Swain


Panjab University, Chandigarh, India

S. Bansal , S. B. Beri, V. Bhatnagar, G. Chaudhary, S. Chauhan, N. Dhingra³⁴, R. Gupta, A. Kaur, S. Kaur, P. Kumari, M. Meena, K. Sandeep, S. Sharma, J. B. Singh, A. K. Viridi


University of Delhi, Delhi, India

A. Ahmed, A. Bhardwaj, B. C. Choudhary , R. B. Garg, M. Gola, S. Keshri , A. Kumar, M. Naimuddin , P. Priyanka, K. Ranjan, A. Shah 


Saha Institute of Nuclear Physics, HBNI, Kolkata, India

M. Bharti³⁵, R. Bhattacharya, S. Bhattacharya , D. Bhowmik, S. Dutta, S. Ghosh, B. Gomber³⁶, M. Maity³⁷, S. Nandan, P. Palit, P. K. Rout, G. Saha, B. Sahu, S. Sarkar, M. Sharan, B. Singh³⁵, S. Thakur³⁵


Indian Institute of Technology Madras, Chennai, India

P. K. Behera , S. C. Behera, P. Kalbhor, A. Muhammad, R. Pradhan, P. R. Pujahari, A. Sharma, A. K. Sikdar

Bhabha Atomic Research Centre, Mumbai, India

D. Dutta, V. Kumar, K. Naskar³⁸, P. K. Netrakanti, L. M. Pant, P. Shukla 

Tata Institute of Fundamental Research-A, Mumbai, India

T. Aziz, M. A. Bhat, S. Dugad, R. Kumar Verma, G. B. Mohanty , U. Sarkar

Tata Institute of Fundamental Research-B, Mumbai, India

S. Banerjee, S. Bhattacharya, S. Chatterjee, R. Chudasama, M. Guchait, S. Karmakar, S. Kumar, G. Majumder, K. Mazumdar, S. Mukherjee, D. Roy

Indian Institute of Science Education and Research (IISER), Pune, India

S. Dube , B. Kansal, S. Pandey, A. Rane, A. Rastogi, S. Sharma 

Department of Physics, Isfahan University of Technology, Isfahan, Iran

H. Bakhshiansohi , M. Zeinali⁴⁰























Institute for Research in Fundamental Sciences (IPM), Tehran, Iran

S. Chenarani⁴¹, S. M. Etesami, M. Khakzad, M. Mohammadi Najafabadi 

























University College Dublin, Dublin, Ireland

M. Felcini , M. Grunewald 

INFN Sezione di Bari^a, Università di Bari^b, Politecnico di Bari^c, Bari, Italy

M. Abbrescia ^{a,b}, R. Aly^{a,b,42}, C. Aruta^{a,b}, A. Colaleo ^a, D. Creanza ^{a,c}, N. De Filippis ^{a,c}, M. De Palma ^{a,b}, A. Di Florio^{a,b}, A. Di Pilato^{a,b}, W. Elmetenawee ^{a,b}, L. Fiore ^a, A. Gelmi^{a,b}, M. Gul ^a, G. Iaselli ^{a,c}, M. Ince ^{a,b}, S. Lezki ^{a,b}, G. Maggi ^{a,c}, M. Maggi ^a, I. Margjeka^{a,b}, V. Mastrapasqua^{a,b}, J. A. Merlin^a, S. My ^{a,b}, S. Nuzzo ^{a,b}, A. Pompili ^{a,b}, G. Pugliese ^{a,c}, A. Ranieri ^a, G. Selvaggi ^{a,b}, L. Silvestris ^a, F. M. Simone^{a,b}, R. Venditti ^a, P. Verwilligen ^a













INFN Sezione di Bologna^a, Università di Bologna^b, Bologna, Italy

G. Abbiendi ^a, C. Battilana ^{a,b}, D. Bonacorsi ^{a,b}, L. Borgonovi^a, S. Braibant-Giacomelli ^{a,b}, R. Campanini ^{a,b}, P. Capiluppi ^{a,b}, A. Castro ^{a,b}, F. R. Cavallo ^a, C. Ciocca ^a, M. Cuffiani ^{a,b}, G. M. Dallavalle ^a, T. Diotallevi^{a,b}, F. Fabbri ^a, A. Fanfani ^{a,b}, E. Fontanesi^{a,b}, P. Giacomelli ^a, L. Giommi^{a,b}, C. Grandi ^a, L. Guiducci^{a,b}, F. Iemmi^{a,b}, S. Lo Meo^{a,43}, S. Marcellini ^a, G. Masetti ^a, F. L. Navarra ^{a,b}, A. Perrotta ^a, F. Primavera ^{a,b}, A. M. Rossi ^{a,b}, T. Rovelli ^{a,b}, G. P. Siroli ^{a,b}, N. Tosi ^a

INFN Sezione di Catania^a, Università di Catania^b, Catania, Italy

S. Albergo ^{a,b,44}, S. Costa ^{a,b,44}, A. Di Mattia ^a, R. Potenza^{a,b}, A. Tricomi ^{a,b,44}, C. Tuve ^{a,b}





INFN Sezione di Firenze^a, Università di Firenze^b, Florence, Italy

G. Barbagli ^a, A. Cassese ^a, R. Ceccarelli^{a,b}, V. Ciulli ^{a,b}, C. Civinini ^a, R. D'Alessandro ^{a,b}, F. Fiori^a, E. Focardi ^{a,b}, G. Latino ^{a,b}, P. Lenzi ^{a,b}, M. Lizzo^{a,b}, M. Meschini ^a, S. Paoletti ^a, R. Seidita^{a,b}, G. Sguazzoni ^a, L. Viliani ^a

















INFN Laboratori Nazionali di Frascati, Frascati, Italy

L. Benussi ^a, S. Bianco ^a, D. Piccolo ^a


INFN Sezione di Genova^a, Università di Genova^b, Genoa, Italy

M. Bozzo ^{a,b}, F. Ferro ^a, R. Mulargia^{a,b}, E. Robutti ^a, S. Tosi ^{a,b}




















INFN Sezione di Milano-Bicocca^a, Università di Milano-Bicocca^b, Milan, Italy

A. Benaglia ^a, A. Beschi^{a,b}, F. Brivio^{a,b}, F. Cettorelli^{a,b}, V. Ciriolo^{a,b,20}, F. De Guio ^{a,b}, M. E. Dinardo ^{a,b}, P. Dini ^a, S. Gennai ^a, A. Ghezzi ^{a,b}, P. Govoni ^{a,b}, L. Guzzi^{a,b}, M. Malberti^a, S. Malvezzi ^a, A. Massironi ^a, D. Menasce ^a, F. Monti^{a,b}, L. Moroni ^a, M. Paganoni ^{a,b}, D. Pedrini ^a, S. Ragazzi ^{a,b}, T. Tabarelli de Fatis ^{a,b}, D. Valsecchi^{a,b,20}, D. Zuolo ^{a,b}







INFN Sezione di Napoli^a, Università di Napoli 'Federico II'^b, Naples, Italy, Università della Basilicata^c, Potenza, Italy, Università G. Marconi^d, Rome, Italy

S. Buontempo ^a, N. Cavallo ^{a,c}, A. De Iorio^{a,b}, F. Fabozzi ^{a,c}, F. Fienga^a, A. O. M. Iorio ^{a,b}, L. Lista ^{a,b}, S. Meola ^{a,d,20}, P. Paolucci ^{a,20}, B. Rossi ^a, C. Sciacca ^{a,b}, E. Voevodina^{a,b}










INFN Sezione di Padova^a, Università di Padova^b, Padua, Italy, Università di Trento^c, Trento, Italy

P. Azzi ^a, N. Bacchetta ^a, D. Bisello ^{a,b}, P. Bortignon ^a, A. Bragagnolo^{a,b}, R. Carlin ^{a,b}, P. Checchia ^a, P. De Castro Manzano^a, T. Dorigo ^a, F. Gasparini ^{a,b}, U. Gasparini ^{a,b}, S. Y. Hoh ^{a,b}, L. Layer^{a,45}, M. Margoni ^{a,b}, A. T. Meneguzzo ^{a,b}, M. Presilla^{a,b}, P. Ronchese ^{a,b}, R. Rossin^{a,b}, F. Simonetto ^{a,b}, G. Strong^a, M. Tosi ^{a,b}, H. YARAR^{a,b}, M. Zanetti ^{a,b}, P. Zotto ^{a,b}, A. Zucchetta ^{a,b}, G. Zumerle ^{a,b}























INFN Sezione di Pavia^a, Università di Pavia^b, Pavia, Italy

C. Aime^{a,b}, A. Braghieri ^a, S. Calzaferri^{a,b}, D. Fiorina^{a,b}, P. Montagna^{a,b}, S. P. Ratti^{a,b}, V. Re ^a, M. Ressegotti^{a,b}, C. Riccardi ^{a,b}, P. Salvini ^a, I. Vai ^a, P. Vitulo ^{a,b}














INFN Sezione di Perugia^a, Università di Perugia^b, Perugia, Italy

M. Biasini ^{a,b}, G. M. Bilei ^a, D. Ciangottini ^{a,b}, L. Fanò ^{a,b}, P. Lariccia^{a,b}, G. Mantovani^{a,b}, V. Mariani^{a,b}, M. Menichelli ^a, F. Moscatelli ^a, A. Piccinelli^{a,b}, A. Rossi ^{a,b}, A. Santocchia ^{a,b}, D. Spiga ^a, T. Tedeschi^{a,b}




























INFN Sezione di Pisa^a, Università di Pisa^b, Scuola Normale Superiore di Pisa^c, Pisa, Italy, Università di Siena^d, Siena, Italy

K. Androsov ^a, P. Azzurri ^a, G. Bagliesi ^a, V. Bertacchi^{a,c}, L. Bianchini ^a, T. Boccali ^a, R. Castaldi ^a, M. A. Ciocci ^{a,b}, R. Dell'Orso ^a, M. R. Di Domenico^{a,d}, S. Donato ^a, L. Giannini^{a,c}, A. Giassi ^a, M. T. Grippo ^a, F. Ligabue ^{a,c}, E. Manca ^{a,c}, G. Mandorli^{a,c}, A. Messineo ^{a,b}, F. Palla ^a, G. Ramirez-Sanchez^{a,c}, A. Rizzi ^{a,b}, G. Rolandi ^{a,c}, S. Roy Chowdhury^{a,c}, A. Scribano^a, N. Shafiei^{a,b}, P. Spagnolo ^a, R. Tenchini ^a, G. Tonelli ^{a,b}, N. Turini^{a,d}, A. Venturi ^a, P. G. Verdini ^a

INFN Sezione di Roma^a, Sapienza Università di Roma^b, Rome, Italy

F. Cavallari ^a, M. Cipriani ^{a,b}, D. Del Re ^{a,b}, E. Di Marco ^a, M. Diemoz ^a, E. Longo ^{a,b}, P. Meridiani ^a, G. Organtini ^{a,b}, F. Pandolfi^a, R. Paramatti ^{a,b}, C. Quaranta^{a,b}, S. Rahatlou ^{a,b}, C. Rovelli ^a, F. Santanastasio ^{a,b}, L. Soffi ^{a,b}, R. Tramontano^{a,b}

INFN Sezione di Torino^a, Università di Torino^b, Turin, Italy, Università del Piemonte Orientale^c, Novara, Italy

N. Amapane ^{a,b}, R. Arcidiacono ^{a,c}, S. Argiro ^{a,b}, M. Arneodo ^{a,c}, N. Bartosik^a, R. Bellan ^{a,b}, A. Bellora^{a,b}, J. Berenguer Antequera^{a,b}, C. Biino ^a, A. Cappati^{a,b}, N. Cartiglia ^a, S. Cometti ^a, M. Costa ^{a,b}, R. Covarelli ^{a,b}, N. Demaria ^a, B. Kiani^{a,b}, F. Legger^a, C. Mariotti ^a, S. Maselli ^a, E. Migliore ^{a,b}, V. Monaco ^{a,b}, E. Monteil ^{a,b}, M. Monteno ^a, M. M. Obertino ^{a,b}, G. Ortona ^a, L. Pacher ^{a,b}, N. Pastrone ^a, M. Pelliccioni ^a, G. L. Pinna Angioni^{a,b}, M. Ruspa ^{a,c}, R. Salvatico^{a,b}, F. Siviero^{a,b}, V. Sola ^a, A. Solano^{a,b}, D. Soldi ^{a,b}, A. Staiano ^a, M. Tornago^{a,b}, D. Trocino ^{a,b}

INFN Sezione di Trieste^a, Università di Trieste^b, Trieste, Italy

S. Belforte ^a, V. Candelise ^{a,b}, M. Casarsa ^a, F. Cossutti ^a, A. Da Rold ^{a,b}, G. Della Ricca ^{a,b}, F. Vazzoler ^{a,b}

Kyungpook National University, Daegu, Korea

S. Dogra ^a, C. Huh, B. Kim, D. H. Kim, G. N. Kim ^a, J. Lee, S. W. Lee ^a, C. S. Moon ^a, Y. D. Oh ^a, S. I. Pak, B. C. Radburn-Smith, S. Sekmen ^a, Y. C. Yang

Institute for Universe and Elementary Particles, Chonnam National University, Kwangju, Korea

H. Kim, D. H. Moon ^a

Hanyang University, Seoul, Korea

B. Francois, T. J. Kim ^a, J. Park

Korea University, Seoul, Korea

S. Cho, S. Choi ^a, Y. Go, S. Ha, B. Hong ^a, K. Lee, K. S. Lee, J. Lim, J. Park, S. K. Park, J. Yoo

Department of Physics, Kyung Hee University, Seoul, Republic of Korea

J. Goh ^a, A. Gurtu

Sejong University, Seoul, Korea

H. S. Kim ^a, Y. Kim

Seoul National University, Seoul, Korea

J. Almond, J. H. Bhyun, J. Choi, S. Jeon, J. Kim, J. S. Kim, S. Ko, H. Kwon, H. Lee ^a, K. Lee, S. Lee, K. Nam, B. H. Oh, M. Oh, S. B. Oh, H. Seo, U. K. Yang, I. Yoon ^a

University of Seoul, Seoul, Korea

D. Jeon, J. H. Kim, B. Ko, J. S. H. Lee ^a, I. C. Park, Y. Roh, D. Song, I. J. Watson ^a

Department of Physics, Yonsei University, Seoul, Korea

H. D. Yoo

Sungkyunkwan University, Suwon, Korea

Y. Choi, C. Hwang, Y. Jeong, H. Lee, Y. Lee, I. Yu

College of Engineering and Technology, American University of the Middle East (AUM), Egaila, Kuwait

Y. Maghrbi

Riga Technical University, Riga, LatviaV. Veckalns ⁴⁶**Vilnius University, Vilnius, Lithuania**A. Juodagalvis , A. Rinkevicius , G. Tamulaitis, A. Vaitkevicius**National Centre for Particle Physics, Universiti Malaya, Kuala Lumpur, Malaysia**

W. A. T. Wan Abdullah, M. N. Yusli, Z. Zolkapli

Universidad de Sonora (UNISON), Hermosillo, MexicoJ. F. Benitez , A. Castaneda Hernandez , J. A. Murillo Quijada , L. Valencia Palomo **Centro de Investigacion y de Estudios Avanzados del IPN, Mexico City, Mexico**G. Ayala, H. Castilla-Valdez, E. De La Cruz-Burelo , I. Heredia-De La Cruz ⁴⁷, R. Lopez-Fernandez, C. A. Mondragon Herrera, D. A. Perez Navarro, A. Sanchez-Hernandez **Universidad Iberoamericana, Mexico City, Mexico**


S. Carrillo Moreno, C. Oropeza Barrera, M. Ramirez-Garcia, F. Vazquez Valencia

Benemerita Universidad Autonoma de Puebla, Puebla, Mexico




J. Eysermans, I. Pedraza, H. A. Salazar Ibarguen, C. Uribe Estrada

Universidad Autónoma de San Luis Potosí, San Luis Potosí, MexicoA. Morelos Pineda **University of Montenegro, Podgorica, Montenegro**J. Mijuskovic⁴, N. Raicevic**University of Auckland, Auckland, New Zealand**D. Krofcheck **University of Canterbury, Christchurch, New Zealand**S. Bheesette, P. H. Butler **National Centre for Physics, Quaid-I-Azam University, Islamabad, Pakistan**A. Ahmad, M. I. Asghar, A. Awais, M. I. M. Awan, H. R. Hoorani, W. A. Khan, M. A. Shah, M. Shoaib , M. Waqas**Faculty of Computer Science, Electronics and Telecommunications, AGH University of Science and Technology, Kraków, Poland**


V. Avati, L. Grzanka, M. Malawski

National Centre for Nuclear Research, Swierk, PolandH. Bialkowska, M. Bluj , B. Boimska, T. Frueboes, M. Górski, M. Kazana, M. Szleper, P. Traczyk, P. Zalewski**Institute of Experimental Physics, Faculty of Physics, University of Warsaw, Warsaw, Poland**K. Bunkowski, K. Doroba, A. Kalinowski , M. Konecki , J. Krolikowski, M. Walczak**Laboratório de Instrumentação e Física Experimental de Partículas, Lisbon, Portugal**M. Araujo, P. Bargassa , D. Bastos, A. Boletti , P. Faccioli , M. Gallinaro , J. Hollar, N. Leonardo , T. Niknejad, J. Seixas , K. Shchelina, O. Toldaiev , J. Varela **Joint Institute for Nuclear Research, Dubna, Russia**S. Afanasiev, P. Bunin, M. Gavrilenko, I. Golutvin, A. Kamenev, V. Karjavine, I. Kashunin, V. Korenkov , A. Lanev, A. Malakhov, V. Matveev^{48,49}, V. V. Mitsyn, V. Palichik, V. Perelygin, M. Savina, V. Shalaev, S. Shmatov, S. Shulha, V. Smirnov, O. Teryaev, V. Trofimov, A. Zarubin**Petersburg Nuclear Physics Institute, Gatchina (St. Petersburg), Russia**G. Gavrillov, V. Golovtsov, Y. Ivanov, V. Kim⁵⁰, E. Kuznetsova⁵¹, V. Murzin, V. Oreshkin, I. Smirnov, D. Sosnov, V. Sulimov, L. Uvarov, S. Volkov, A. Vorobyev

Institute for Nuclear Research, Moscow, Russia

Yu. Andreev , A. Dermenev, S. Gninenko , N. Golubev, A. Karneyeu, M. Kirsanov, N. Krasnikov, A. Pashenkov, G. Pivovarov , D. Tlisov[†], A. Toropin

Institute for Theoretical and Experimental Physics named by A.I. Alikhanov of NRC ‘Kurchatov Institute’, Moscow, Russia

V. Epshteyn, V. Gavrilov, N. Lychkovskaya, A. Nikitenko⁵², V. Popov, G. Safronov, A. Spiridonov, A. Stepenov, M. Toms, E. Vlasov , A. Zhokin

Moscow Institute of Physics and Technology, Moscow, Russia

T. Aushev

National Research Nuclear University ‘Moscow Engineering Physics Institute’ (MEPhI), Moscow, Russia

O. Bychkova, D. Philippov, E. Popova, V. Rusinov, E. Zhemchugov ⁵³


P.N. Lebedev Physical Institute, Moscow, Russia

V. Andreev, M. Azarkin, I. Dremin, M. Kirakosyan, A. Terkulov



Skobeltsyn Institute of Nuclear Physics, Lomonosov Moscow State University, Moscow, Russia

A. Belyaev, E. Boos , V. Bunichev, M. Dubinin ⁵⁴, L. Dudko , A. Ershov, V. Klyukhin , O. Kodolova, I. Lokhtin , S. Obraztsov, M. Perfilov, S. Petrushanko, V. Savrin

Novosibirsk State University (NSU), Novosibirsk, Russia

V. Blinov⁵⁵, T. Dimova⁵⁵, L. Kardapoltsev⁵⁵, I. Ovtin⁵⁵, Y. Skovpen ⁵⁵

Institute for High Energy Physics of National Research Centre ‘Kurchatov Institute’, Protvino, Russia

I. Azhgirey , I. Bayshev, V. Kachanov, A. Kalinin, D. Konstantinov, V. Petrov, R. Ryutin, A. Sobol, S. Troshin , N. Tyurin, A. Uzunian, A. Volkov

National Research Tomsk Polytechnic University, Tomsk, Russia

A. Babaev, A. Iuzhakov, V. Okhotnikov, L. Sukhikh















Tomsk State University, Tomsk, Russia

V. Borchsh, V. Ivanchenko , E. Tcherniaev

Faculty of Physics and VINCA Institute of Nuclear Sciences, University of Belgrade, Belgrade, Serbia

P. Adzic⁵⁶, P. Cirkovic , M. Dordevic , P. Milenovic, J. Milosevic 








Centro de Investigaciones Energéticas Medioambientales y Tecnológicas (CIEMAT), Madrid, Spain

M. Aguilar-Benitez, J. Alcaraz Maestre , A. Álvarez Fernández, I. Bachiller, M. Barrio Luna, Cristina F. Bedoya , C. A. Carrillo Montoya, M. Cepeda , M. Cerrada, N. Colino , B. De La Cruz, A. Delgado Peris , J. P. Fernández Ramos , J. Flix , M. C. Fouz, O. Gonzalez Lopez , S. Goy Lopez, J. M. Hernandez , M. I. Josa, J. León Holgado, D. Moran, Á. Navarro Tobar, A. Pérez-Calero Yzquierdo , J. Puerta Pelayo , I. Redondo , L. Romero, S. Sánchez Navas, M. S. Soares , A. Triossi , L. Urda Gómez, C. Willmott














Universidad Autónoma de Madrid, Madrid, Spain

C. Albajar, J. F. de Trocóniz, R. Reyes-Almanza








































Instituto Universitario de Ciencias y Tecnologías Espaciales de Asturias (ICTEA), Universidad de Oviedo, Oviedo, Spain

B. Alvarez Gonzalez, J. Cuevas , C. Erice, J. Fernandez Menendez , S. Folgueras , I. Gonzalez Caballero , E. Palencia Cortezon , C. Ramón Álvarez, J. Ripoll Sau, V. Rodríguez Bouza , S. Sanchez Cruz , A. Trapote












Instituto de Física de Cantabria (IFCA), CSIC-Universidad de Cantabria, Santander, Spain

J. A. Brochero Cifuentes , I. J. Cabrillo, A. Calderon , B. Chazin Quero, J. Duarte Campderros , M. Fernandez , P. J. Fernández Manteca , A. García Alonso, G. Gomez, C. Martinez Rivero, P. Martinez Ruiz del Arbol , F. Matorras , J. Piedra Gomez , C. Prieels, F. Ricci-Tam , T. Rodrigo , A. Ruiz-Jimeno , L. Scodellaro , I. Vila, J. M. Vizán García 








University of Colombo, Colombo, Sri LankaMK Jayananda, B. Kailasapathy⁵⁷, D. U. J. Sonnadara, DDC Wickramarathna**Department of Physics, University of Ruhuna, Matara, Sri Lanka**W. G. D. Dharmaratna , K. Liyanage, N. Perera, N. Wickramage**CERN, European Organization for Nuclear Research, Geneva, Switzerland**


T. K. Aarrestad, D. Abbaneo, E. Auffray, G. Auzinger, J. Baechler, P. Baillon, A. H. Ball, D. Barney, J. Bendavid, N. Beni, M. Bianco , A. Bocchi, E. Bossini, E. Brondolin, T. Camporesi, M. Capeans Garrido, G. Cerminara, L. Cristella , D. d'Enterria , A. Dabrowski, N. Daci, V. Daponte, A. David , A. De Roeck , M. Deile, R. Di Maria , M. Dobson, M. Dünser , N. Dupont, A. Elliott-Peisert, N. Emriskova, F. Fallavollita⁵⁸, D. Fasanella , S. Fiorendi , A. Florent , G. Franzoni , J. Fulcher , W. Funk, S. Giani, D. Gigi, K. Gill, F. Glege, L. Gouskos, M. Guillaud, D. Gulhan, M. Haranko , J. Hegeman , Y. Iiyama , V. Innocente, T. James, P. Janot , J. Kaspar, J. Kieseler , M. Komm , N. Kratochwil, C. Lange , S. Laurila, P. Lecoq , K. Long, C. Lourenço , L. Malgeri , S. Mallios, M. Mannelli, F. Meijers, S. Mersi , E. Meschi , F. Moortgat , M. Mulders , S. Orfanelli, L. Orsini, F. Pantaleo , L. Pape, E. Perez, M. Peruzzi, A. Petrilli, G. Petrucciani , A. Pfeiffer , M. Pierini , T. Quast, D. Rabady , A. Racz, M. Rieger , M. Rovere, H. Sakulin, J. Salfeld-Nebgen , S. Scarfi, C. Schäfer, C. Schwick, M. Selvaggi, A. Sharma, P. Silva , W. Snoeys , P. Sphicas , S. Summers, V. R. Tavolaro , D. Treille, A. Tsiros, G. P. Van Onsem , A. Vartak , M. Verzetti, K. A. Wozniak, W. D. Zeuner




Paul Scherrer Institut, Villigen, SwitzerlandL. Caminada , W. Erdmann, R. Horisberger, Q. Ingram, H. C. Kaestli, D. Kotlinski, U. Langenegger, T. Rohe**ETH Zurich-Institute for Particle Physics and Astrophysics (IPA), Zurich, Switzerland**

M. Backhaus , P. Berger, A. Calandri, N. Chernyavskaya, A. De Cosa, G. Dissertori , M. Dittmar, M. Donegà, C. Dorfer, T. Gadek, T. A. Gómez Espinosa , C. Grab , D. Hits, W. Luster, A.-M. Lyon, R. A. Manzoni , M. T. Meinhard, F. Micheli, F. Nessi-Tedaldi, J. Niedziela , F. Pauss, V. Perovic, G. Perrin, S. Pigazzini , M. G. Ratti , M. Reichmann, C. Reissel, T. Reitspiess, B. Ristic, D. Ruini, D. A. Sanz Becerra, M. Schönenberger , V. Stampf, J. Steggemann , M. L. Vesterbacka Olsson, R. Wallny , D. H. Zhu





Universität Zürich, Zurich, Switzerland




C. AMSLER⁶², P. Bärttschi, C. Botta , D. Brzdechko, M. F. Canelli , R. Del Burgo, J. K. Heikkilä , M. Huwiler, A. Jofrehei, B. Kilminster , S. Leontsinis , A. Macchiolo, P. Meiring, V. M. Mikuni, U. Molinatti, I. Neutelings, G. Rauco, A. Reimers, P. Robmann, K. Schweiger , Y. Takahashi 

National Central University, Chung-Li, TaiwanC. Adloff⁶³, C. M. Kuo, W. Lin, A. Roy, T. Sarkar , S. S. Yu**National Taiwan University (NTU), Taipei, Taiwan**



L. Ceard, P. Chang , Y. Chao, K. F. Chen, P. H. Chen, W.-S. Hou , Y. Li, R.-S. Lu, E. Paganis, A. Psallidas, A. Steen, E. Yazgan 

Department of Physics, Faculty of Science, Chulalongkorn University, Bangkok, ThailandB. Asavapibhop , C. Asawatangkuldee, N. Srimanobhas**Physics Department, Science and Art Faculty, Çukurova University, Adana, Turkey**

M. N. Bakirci , F. Boran, S. Damarseckin⁶⁵, Z. S. Demiroglu , F. Dolek, C. Dozen⁶⁶, I. Dumanoglu⁶⁷, E. Eskut, Y. Guler, E. Gurpinar Guler⁶⁸, I. Hos⁶⁹, C. Isik, E. E. Kangal⁷⁰, O. Kara, A. Kayis Topaksu, U. Kiminsu , G. Onengut, A. Polatoz, A. E. Simsek, B. Tali⁷¹, U. G. Tok, H. Topakli⁷², S. Turkcapar, I. S. Zorbakir , C. Zorbilmez

Physics Department, Middle East Technical University, Ankara, TurkeyB. Isildak⁷³, G. Karapinar⁷⁴, K. Ocalan , M. Yalvac⁷⁶**Bogazici University, Istanbul, Turkey**B. Akgun, I. O. Atakisi, E. Gülmez , M. Kaya⁷⁷, O. Kaya⁷⁸, Ö. Özçelik, S. Tekten⁷⁹, E. A. Yetkin 

Istanbul Technical University, Istanbul, Turkey

A. Cakir , K. Cankocak⁶⁷, Y. Komurcu, S. Sen 

Istanbul University, Istanbul, Turkey

F. Aydogmus Sen, S. Cerci⁷¹, B. Kaynak, S. Ozkorucuklu, D. Sunar Cerci⁷¹









Institute for Scintillation Materials of National Academy of Science of Ukraine, Kharkov, Ukraine

B. Grynyov







National Scientific Center, Kharkov Institute of Physics and Technology, Kharkov, Ukraine

L. Levchuk 
















University of Bristol, Bristol, UK

E. Bhal, S. Bologna, J. J. Brooke , E. Clement , D. Cussans, H. Flacher , J. Goldstein , G. P. Heath, H. F. Heath , L. Kreczko , B. Krikler , S. Paramesvaran, T. Sakuma , S. Seif El Nasr-Storey, V. J. Smith, N. Stylianou⁸², J. Taylor, A. Titterton

Rutherford Appleton Laboratory, Didcot, UK

K. W. Bell, A. Belyaev ⁸³, C. Brew , R. M. Brown, D. J. A. Cockerill, K. V. Ellis, K. Harder, S. Harper, J. Linacre , K. Manolopoulos, D. M. Newbold , E. Olaiya, D. Petyt, T. Reis , T. Schuh, C. H. Shepherd-Themistocleous, A. Thea , I. R. Tomalin, T. Williams



Imperial College, London, UK

R. Bainbridge , P. Bloch, S. Bonomally, J. Borg , S. Breeze, O. Buchmuller, A. Bundock , V. Cepaitis, G. S. Chahal⁸⁴, D. Colling, P. Dauncey , G. Davies, M. Della Negra , G. Fedi , G. Hall , G. Iles, J. Langford, L. Lyons, A.-M. Magnan, S. Malik, A. Martelli , V. Milosevic , J. Nash ⁸⁵, V. Palladino , M. Pesaresi, D. M. Raymond, A. Richards, A. Rose, E. Scott , C. Seez, A. Shtipliyski, M. Stoye, A. Tapper , K. Uchida, T. Virdee ²⁰, N. Wardle , S. N. Webb, D. Winterbottom, A. G. Zecchinelli

Brunel University, Uxbridge, UK

J. E. Cole , P. R. Hobson , A. Khan, P. Kyberd , C. K. Mackay, I. D. Reid , L. Teodorescu, S. Zahid




Baylor University, Waco, USA

S. Abdullin , A. Brinkerhoff , K. Call, B. Caraway, J. Dittmann, K. Hatakeyama, A. R. Kanuganti, C. Madrid, B. McMaster, N. Pastika, S. Sawant, C. Smith, J. Wilson



Catholic University of America, Washington, DC, USA

R. Bartek , A. Dominguez , R. Uniyal, A. M. Vargas Hernandez

The University of Alabama, Tuscaloosa, USA

A. Buccilli , O. Charaf, S. I. Cooper, S. V. Gleyzer, C. Henderson , C. U. Perez , P. Rumerio, C. West






Boston University, Boston, USA

A. Akpinar, A. Albert , D. Arcaro, C. Cosby, Z. Demiragli, D. Gastler, J. Rohlf, K. Salyer, D. Sperka, D. Spitzbart , I. Suarez, S. Yuan, D. Zou





Brown University, Providence, USA

G. Benelli, B. Burkle , X. Coubez²¹, D. Cutts , Y.t. Duh, M. Hadley, U. Heintz, J. M. Hogan ⁸⁶, K. H. M. Kwok, E. Laird, G. Landsberg , K. T. Lau, J. Lee, M. Narain, S. Sagir ⁸⁷, R. Syarif , E. Usai , W. Y. Wong, D. Yu, W. Zhang

University of California, Davis, Davis, USA

R. Band, C. Brainerd , R. Breedon, M. Calderon De La Barca Sanchez, M. Chertok, J. Conway , R. Conway, P. T. Cox, R. Erbacher, C. Flores, G. Funk, F. Jensen, W. Ko[†], O. Kukral, R. Lander, M. Mulhearn, D. Pellett, J. Pilot, M. Shi, D. Taylor , K. Tos, M. Tripathi , Y. Yao, F. Zhang 










University of California, Los Angeles, USA

M. Bachtis, R. Cousins , A. Dasgupta, D. Hamilton, J. Hauser , M. Ignatenko, M. A. Iqbal, T. Lam, N. Mccoll, W. A. Nash, S. Regnard , D. Saltzberg , C. Schnaible, B. Stone, V. Valuev




University of California, Riverside, Riverside, USA

K. Burt, Y. Chen, R. Clare , J. W. Gary , G. Hanson, G. Karapostoli, O. R. Long , N. Manganeli, M. Olmedo Negrete, M. I. Paneva, W. Si, S. Wimpenny, Y. Zhang











University of California, San Diego, La Jolla, USA

J. G. Branson, P. Chang, S. Cittolin, S. Cooperstein, N. Deelen, J. Duarte , R. Gerosa , D. Gilbert , V. Krutelyov , J. Letts , M. Masciovecchio, S. May, S. Padhi, M. Pieri , V. Sharma , M. Tadel, F. Würthwein , A. Yagil 

Department of Physics, University of California, Santa Barbara, Santa Barbara, USA

N. Amin, C. Campagnari, M. Citron, A. Dorsett, V. Dutta, J. Incandela , B. Marsh, H. Mei, A. Ovcharova, H. Qu , M. Quinnan, J. Richman, U. Sarica , D. Stuart, S. Wang

California Institute of Technology, Pasadena, USA

A. Bornheim , O. Cerri, I. Dutta, J. M. Lawhorn , N. Lu , J. Mao, H. B. Newman , J. Ngadiuba, T. Q. Nguyen , J. Pata, M. Spiropulu , J. R. Vlimant , C. Wang, S. Xie , Z. Zhang , R. Y. Zhu 








Carnegie Mellon University, Pittsburgh, USA

J. Alison, M. B. Andrews, T. Ferguson , T. Mudholkar, M. Paulini , M. Sun, I. Vorobiev








































University of Colorado Boulder, Boulder, USA

J. P. Cumalat, W. T. Ford , E. MacDonald, T. Mulholland, R. Patel, A. Perloff , K. Stenson , K. A. Ulmer , S. R. Wagner 








Cornell University, Ithaca, USA

J. Alexander, Y. Cheng, J. Chu, D. J. Cranshaw, A. Datta, A. Frankenthal , K. Mcdermott , J. Monroy , J. R. Patterson , D. Quach , A. Ryd, W. Sun , S. M. Tan, Z. Tao, J. Thom, P. Wittich , M. Zientek

Fermi National Accelerator Laboratory, Batavia, USA

M. Albrow , M. Alyari, G. Apollinari, A. Apresyan , A. Apyan , S. Banerjee, L. A. T. Bauerick , A. Beretvas , D. Berry , J. Berryhill , P. C. Bhat, K. Burkett , J. N. Butler, A. Canepa, G. B. Cerati , H. W. K. Cheung , F. Chlebana, M. Cremonesi, V. D. Elvira , J. Freeman, Z. Gece, E. Gottschalk , L. Gray, D. Green, S. Grünendahl , O. Gutsche , R. M. Harris , S. Hasegawa, R. Heller, T. C. Herwig, J. Hirschauer , B. Jayatilaka , S. Jindariani, M. Johnson, U. Joshi, P. Klabbers , T. Klijnsma, B. Klima , M. J. Kortelainen , S. Lammel , D. Lincoln , R. Lipton, M. Liu, T. Liu, J. Lykken, K. Maeshima, D. Mason, P. McBride , P. Merkel, S. Mrenna , S. Nahn, V. O'Dell, V. Papadimitriou, K. Pedro , C. Pena  ⁵⁴, O. Prokofyev, F. Ravera , A. Reinsvold Hall , L. Ristori , B. Schneider , E. Sexton-Kennedy , N. Smith, A. Soha , W. J. Spalding , L. Spiegel, S. Stoynev , J. Strait , L. Taylor , S. Tkaczyk, N. V. Tran, L. Uplegger , E. W. Vaandering , H. A. Weber , A. Woodard

University of Florida, Gainesville, USA

D. Acosta, P. Avery, D. Bourilkov , L. Cadamuro , V. Cherepanov, F. Errico, R. D. Field, D. Guerrero, B. M. Joshi, M. Kim, J. Konigsberg, A. Korytov, K. H. Lo, K. Matchev, N. Menendez, G. Mitselmakher , D. Rosenzweig, K. Shi , J. Sturdy , J. Wang , S. Wang , X. Zuo











Florida State University, Tallahassee, USA

T. Adams , A. Askew, D. Diaz, R. Habibullah , S. Hagopian , V. Hagopian, K. F. Johnson, R. Khurana, T. Kolberg , G. Martinez, H. Prosper, C. Schiber, R. Yohay , J. Zhang

Florida Institute of Technology, Melbourne, USA

M. M. Baarmand , S. Butalla, T. Elkafray  ¹⁴, M. Hohlmann , D. Noonan, M. Rahmani, M. Saunders, F. Yumiceva 

University of Illinois at Chicago (UIC), Chicago, USA

M. R. Adams, L. Apanasevich , H. Becerril Gonzalez, R. Cavanaugh , X. Chen , S. Dittmer, O. Evdokimov , C. E. Gerber , D. A. Hangal, D. J. Hofman , C. Mills , G. Oh, T. Roy, M. B. Tonjes, N. Varelas, J. Viinikainen , X. Wang, Z. Wu , Z. Ye 

The University of Iowa, Iowa City, USA

M. Alhusseini, K. Dilsiz⁸⁸, S. Durgut, R. P. Gandrajula¹⁰, M. Haytmyradov, V. Khristenko, O. K. Köseyan, J.-P. Merlo, A. Mestvirishvili⁸⁹, A. Moeller, J. Nachtman, H. Ogul¹⁰, Y. Onel, F. Ozok⁹¹, A. Penzo, C. Snyder, E. Tiras, J. Wetzel¹⁰

Johns Hopkins University, Baltimore, USA

O. Amram, B. Blumenfeld¹⁰, L. Corcodilos, M. Eminizer, A. V. Gritsan¹⁰, S. Kyriacou, P. Maksimovic, C. Mantilla¹⁰, J. Roskes¹⁰, M. Swartz, T. Á. Vámi¹⁰

The University of Kansas, Lawrence, USA

C. Baldenegro Barrera, P. Baringer¹⁰, A. Bean¹⁰, A. Bylinkin¹⁰, T. Isidori, S. Khalil¹⁰, J. King, G. Krintiras¹⁰, A. Kropivnitskaya, C. Lindsey, N. Minafra¹⁰, M. Murray, C. Rogan¹⁰, C. Royon, S. Sanders, E. Schmitz, J. D. Tapia Takaki¹⁰, Q. Wang¹⁰, J. Williams, G. Wilson¹⁰

Kansas State University, Manhattan, USA

S. Duric, A. Ivanov¹⁰, K. Kaadze, D. Kim, Y. Maravin¹⁰, T. Mitchell, A. Modak, A. Mohammadi

Lawrence Livermore National Laboratory, Livermore, USA

F. Rebassoo, D. Wright

University of Maryland, College Park, USA

E. Adams, A. Baden, O. Baron, A. Belloni¹⁰, S. C. Eno¹⁰, Y. Feng, N. J. Hadley, S. Jabeen, G. Y. Jeng¹⁰, R. G. Kellogg, T. Koeth, A. C. Mignerey, S. Nabili, M. Seidel¹⁰, A. Skuja, S. C. Tonwar, L. Wang, K. Wong

Massachusetts Institute of Technology, Cambridge, USA

D. Abercrombie, B. Allen¹⁰, R. Bi, S. Brandt, W. Busza¹⁰, I. A. Cali, Y. Chen¹⁰, M. D'Alfonso¹⁰, G. Gomez Ceballos, M. Goncharov, P. Harris, D. Hsu, M. Hu, M. Klute, D. Kovalskyi¹⁰, J. Krupa, Y.-J. Lee¹⁰, P. D. Luckey, B. Maier, A. C. Marini¹⁰, C. Mcginn, C. Mironov, S. Narayanan¹⁰, X. Niu, C. Paus, D. Rankin, C. Roland, G. Roland, Z. Shi¹⁰, G. S. F. Stephens¹⁰, K. Sumorok, K. Tatar¹⁰, D. Velicanu, J. Wang, T. W. Wang, Z. Wang, B. Wyslouch¹⁰

University of Minnesota, Minneapolis, USA

R. M. Chatterjee, A. Evans¹⁰, P. Hansen, J. Hiltbrand, Sh. Jain¹⁰, M. Krohn, Y. Kubota, Z. Lesko, J. Mans¹⁰, M. Revering, R. Rusack, R. Saradhy, N. Schroeder, N. Strobbe¹⁰, M. A. Wadud

University of Mississippi, Oxford, USA

J. G. Acosta, S. Oliveros¹⁰

University of Nebraska-Lincoln, Lincoln, USA

K. Bloom¹⁰, S. Chauhan¹⁰, D. R. Claes, C. Fangmeier, L. Finco¹⁰, F. Golf¹⁰, J. R. González Fernández, C. Joo, I. Kravchenko¹⁰, J. E. Siado, G. R. Snow[†], W. Tabb, F. Yan

State University of New York at Buffalo, Buffalo, USA

G. Agarwal, H. Bandyopadhyay, C. Harrington, L. Hay, I. Iashvili¹⁰, A. Kharchilava, C. McLean¹⁰, D. Nguyen, J. Pekkanen, S. Rappoccio¹⁰, B. Roozbahani

Northeastern University, Boston, USA

G. Alverson¹⁰, E. Barberis, C. Freer, Y. Haddad¹⁰, A. Hortiangtham, J. Li, G. Madigan, B. Marzocchi¹⁰, D. M. Morse¹⁰, V. Nguyen, T. Orimoto, A. Parker, L. Skinnari¹⁰, A. Tishelman-Charny, T. Wamorkar, B. Wang, A. Wisecarver, D. Wood¹⁰

Northwestern University, Evanston, USA

S. Bhattacharya, J. Bueghly, Z. Chen, A. Gilbert¹⁰, T. Gunter, K. A. Hahn, N. Odell, M. H. Schmitt¹⁰, K. Sung, M. Velasco









University of Notre Dame, Notre Dame, USA

R. Bucci, N. Dev¹⁰, R. Goldouzian, M. Hildreth, K. Hurtado Anampa¹⁰, C. Jessop, D. J. Karmgard, K. Lannon, N. Loukas¹⁰, N. Marinelli, I. Mcalister, F. Meng, K. Mohrman, Y. Musienko⁴⁸, R. Ruchti, P. Siddireddy, S. Taroni¹⁰, M. Wayne, A. Wightman, M. Wolf¹⁰, L. Zygala

The Ohio State University, Columbus, USA

J. Alimena¹⁰, B. Bylsma, B. Cardwell, L. S. Durkin, B. Francis, C. Hill¹⁰, A. Lefeld, B. L. Winer, B. R. Yates¹⁰








Princeton University, Princeton, USA

B. Bonham, P. Das, G. Dezoort, P. Elmer , B. Greenberg, N. Haubrich, S. Higginbotham, A. Kalogeropoulos , G. Kopp, S. Kwan, D. Lange, M. T. Lucchini , J. Luo, D. Marlow , K. Mei , I. Ojalvo, J. Olsen , C. Palmer, P. Piroué, D. Stickland , C. Tully 

University of Puerto Rico, Mayagüez, USA

S. Malik , S. Norberg



Purdue University, West Lafayette, USA

V. E. Barnes , R. Chawla, S. Das, L. Gutay, M. Jones, A. W. Jung , G. Negro, N. Neumeister , C. C. Peng, S. Piperov , A. Purohit, H. Qiu, J. F. Schulte , M. Stojanovic¹⁷, N. Trevisani , F. Wang , A. Wildridge, R. Xiao, W. Xie

Purdue University Northwest, Hammond, USA

J. Dolen, N. Parashar









Rice University, Houston, USA

A. Baty , S. Dildick, K. M. Ecklund , S. Freed, F. J. M. Geurts , M. Kilpatrick, A. Kumar, W. Li, B. P. Padley , R. Redjimi, J. Roberts[†], J. Rorie, W. Shi , A. G. Stahl Leiton 

University of Rochester, Rochester, USA

A. Bodek , P. de Barbaro, R. Demina, J. L. Dulemba, C. Fallon, T. Ferbel, M. Galanti, A. Garcia-Bellido, O. Hindrichs, A. Khukhunaishvili, E. Ranken, R. Taus

Rutgers, The State University of New Jersey, Piscataway, USA

B. Chiarito, J. P. Chou , A. Gandrakota, Y. Gershtein , E. Halkiadakis , A. Hart, M. Heindl , E. Hughes, S. Kaplan, O. Karacheban ²⁴, I. Laflotte, A. Lath , R. Montalvo, K. Nash, M. Osherson, S. Salur , S. Schnetzer, S. Somalwar , R. Stone, S. A. Thayil, S. Thomas, H. Wang



University of Tennessee, Knoxville, USA

H. Acharya, A. G. Delannoy , S. Spanier




Texas A&M University, College Station, USA

O. Bouhali ⁹², M. Dalchenko , A. Delgado, R. Eusebi, J. Gilmore, T. Huang, T. Kamon⁹³, H. Kim, S. Luo, S. Malhotra, R. Mueller, D. Overton, L. Perniè , D. Rathjens , A. Safonov 

Texas Tech University, Lubbock, USA

N. Akchurin, J. Damgov, V. Hegde, S. Kunori, K. Lamichhane, S. W. Lee , T. Mengke, S. Muthumuni, T. Peltola , S. Undleeb, I. Volobouev, Z. Wang, A. Whitbeck

Vanderbilt University, Nashville, USA

E. Appelt , S. Greene, A. Gurrola, R. Janjam, W. Johns, C. Maguire, A. Melo, H. Ni, K. Padeken, F. Romeo, P. Sheldon , S. Tuo, J. Velkovska 








University of Virginia, Charlottesville, USA

M. W. Arenton, B. Cox, G. Cummings, J. Hakala, R. Hirosky , M. Joyce, A. Ledovskoy, A. Li, C. Neu , B. Tannenwald , Y. Wang, E. Wolfe, F. Xia

Wayne State University, Detroit, USA

P. E. Karchin, N. Poudyal , P. Thapa

University of Wisconsin-Madison, Madison, WI, USA

K. Black, T. Bose, J. Buchanan, C. Caillol, S. Dasu , I. De Bruyn , P. Everaerts , C. Galloni, H. He, M. Herndon , A. Hervé, U. Hussain, A. Lanaro, A. Loeliger, R. Loveless, J. Madhusudanan Sreekala , A. Mallampalli, D. Pinna, A. Savin, V. Shang, V. Sharma , W. H. Smith , D. Teague, S. Trembath-reichert, W. Vetens

† Deceased

- 1: Also at Vienna University of Technology, Vienna, Austria
- 2: Also at Institute of Basic and Applied Sciences, Faculty of Engineering, Arab Academy for Science, Technology and Maritime Transport, Alexandria, Egypt
- 3: Also at Université Libre de Bruxelles, Brussels, Belgium
- 4: Also at IRFU, CEA, Université Paris-Saclay, Gif-sur-Yvette, France
- 5: Also at Universidade Estadual de Campinas, Campinas, Brazil
- 6: Also at Federal University of Rio Grande do Sul, Porto Alegre, Brazil
- 7: Also at UFMS, Nova Andradina, Brazil
- 8: Also at Universidade Federal de Pelotas, Pelotas, Brazil
- 9: Also at Department of Physics, Nanjing Normal University, Nanjing, China
- 10: Now at The University of Iowa, Iowa City, USA
- 11: Also at University of Chinese Academy of Sciences, Beijing, China
- 12: Also at Institute for Theoretical and Experimental Physics named by A.I. Alikhanov of NRC 'Kurchatov Institute', Moscow, Russia
- 13: Also at Joint Institute for Nuclear Research, Dubna, Russia
- 14: Also at Ain Shams University, Cairo, Egypt
- 15: Also at Suez University, Suez, Egypt
- 16: Now at British University in Egypt, Cairo, Egypt
- 17: Also at Purdue University, West Lafayette, USA
- 18: Also at Université de Haute Alsace, Mulhouse, France
- 19: Also at Erzincan Binali Yildirim University, Erzincan, Turkey
- 20: Also at CERN, European Organization for Nuclear Research, Geneva, Switzerland
- 21: Also at III. Physikalisches Institut A, RWTH Aachen University, Aachen, Germany
- 22: Also at University of Hamburg, Hamburg, Germany
- 23: Also at Department of Physics, Isfahan University of Technology, Isfahan, Iran
- 24: Also at Brandenburg University of Technology, Cottbus, Germany
- 25: Also at Skobeltsyn Institute of Nuclear Physics, Lomonosov Moscow State University, Moscow, Russia
- 26: Also at Institute of Physics, University of Debrecen, Debrecen, Hungary
- 27: Also at Physics Department, Faculty of Science, Assiut University, Assiut, Egypt
- 28: Also at Eszterhazy Karoly University, Karoly Robert Campus, Gyongyos, Hungary
- 29: Also at Institute of Nuclear Research ATOMKI, Debrecen, Hungary
- 30: Also at MTA-ELTE Lendület CMS Particle and Nuclear Physics Group, Eötvös Loránd University, Budapest, Hungary
- 31: Also at Wigner Research Centre for Physics, Budapest, Hungary
- 32: Also at IIT Bhubaneswar, Bhubaneswar, India
- 33: Also at Institute of Physics, Bhubaneswar, India
- 34: Also at G.H.G. Khalsa College, Punjab, India
- 35: Also at Shoolini University, Solan, India
- 36: Also at University of Hyderabad, Hyderabad, India
- 37: Also at University of Visva-Bharati, Santiniketan, India
- 38: Also at Indian Institute of Technology (IIT), Mumbai, India
- 39: Also at Deutsches Elektronen-Synchrotron, Hamburg, Germany
- 40: Also at Sharif University of Technology, Tehran, Iran
- 41: Also at Department of Physics, University of Science and Technology of Mazandaran, Behshahr, Iran
- 42: Now at INFN Sezione di Bari^a, Università di Bari^b, Politecnico di Bari^c, Bari, Italy
- 43: Also at Italian National Agency for New Technologies, Energy and Sustainable Economic Development, Bologna, Italy
- 44: Also at Centro Siciliano di Fisica Nucleare e di Struttura Della Materia, Catania, Italy
- 45: Also at Università di Napoli 'Federico II', Naples, Italy

- 46: Also at Riga Technical University, Riga, Latvia
- 47: Also at Consejo Nacional de Ciencia y Tecnología, Mexico City, Mexico
- 48: Also at Institute for Nuclear Research, Moscow, Russia
- 49: Now at National Research Nuclear University 'Moscow Engineering Physics Institute' (MEPhI), Moscow, Russia
- 50: Also at St. Petersburg State Polytechnical University, St. Petersburg, Russia
- 51: Also at University of Florida, Gainesville, USA
- 52: Also at Imperial College, London, UK
- 53: Also at P.N. Lebedev Physical Institute, Moscow, Russia
- 54: Also at California Institute of Technology, Pasadena, USA
- 55: Also at Budker Institute of Nuclear Physics, Novosibirsk, Russia
- 56: Also at Faculty of Physics, University of Belgrade, Belgrade, Serbia
- 57: Also at Trincomalee Campus, Eastern University, Sri Lanka, Nilaveli, Sri Lanka
- 58: Also at INFN Sezione di Pavia^a, Università di Pavia^b, Pavia, Italy
- 59: Also at National and Kapodistrian University of Athens, Athens, Greece
- 60: Also at Universität Zürich, Zurich, Switzerland
- 61: Also at Ecole Polytechnique Fédérale Lausanne, Lausanne, Switzerland
- 62: Also at Stefan Meyer Institute for Subatomic Physics, Vienna, Austria
- 63: Also at Laboratoire d'Annecy-le-Vieux de Physique des Particules, IN2P3-CNRS, Annecy-le-Vieux, France
- 64: Also at Gaziosmanpasa University, Tokat, Turkey
- 65: Also at Şırnak University, Şırnak, Turkey
- 66: Also at Department of Physics, Tsinghua University, Beijing, China
- 67: Also at Research Center of Experimental Health Science, Near East University, Nicosia, Turkey
- 68: Also at Beykent University, Istanbul, Turkey
- 69: Also at Application and Research Center for Advanced Studies (App. and Res. Cent. for Advanced Studies), Istanbul Aydin University, Istanbul, Turkey
- 70: Also at Mersin University, Mersin, Turkey
- 71: Also at Adiyaman University, Adiyaman, Turkey
- 72: Also at Tarsus University, Mersin, Turkey
- 73: Also at Ozyegin University, Istanbul, Turkey
- 74: Also at Izmir Institute of Technology, Izmir, Turkey
- 75: Also at Necmettin Erbakan University, Konya, Turkey
- 76: Also at Bozok Universitetesi Rektörlüğü, Yozgat, Turkey
- 77: Also at Marmara University, Istanbul, Turkey
- 78: Also at Milli Savunma University, Istanbul, Turkey
- 79: Also at Kafkas University, Kars, Turkey
- 80: Also at Istanbul Bilgi University, Istanbul, Turkey
- 81: Also at Hacettepe University, Ankara, Turkey
- 82: Also at Vrije Universiteit Brussel, Brussels, Belgium
- 83: Also at School of Physics and Astronomy, University of Southampton, Southampton, UK
- 84: Also at IPPP Durham University, Durham, UK
- 85: Also at Faculty of Science, Monash University, Clayton, Australia
- 86: Also at Bethel University, St. Paul, Minneapolis, USA, St. Paul, USA
- 87: Also at Karamanoğlu Mehmetbey University, Karaman, Turkey
- 88: Also at Bingol University, Bingol, Turkey
- 89: Also at Georgian Technical University, Tbilisi, Georgia
- 90: Also at Sinop University, Sinop, Turkey
- 91: Also at Mimar Sinan University, Istanbul, Turkey
- 92: Also at Texas A&M University at Qatar, Doha, Qatar
- 93: Also at Kyungpook National University, Daegu, Korea