UCLA
Contemporary Music Score Collection

Title
into

Permalink
https://escholarship.org/uc/item/9wq4m2xx

Author
Fallah, Farzia

Publication Date
2020

eScholarship.org Powered by the California Digital Library
University of California

Farzia Fallah

into

(2019)

for Viola and Horn

© 2019, Farzia Fallah - All Rights Reserved.

for

Annegret Mayer-Lindenberg

Delphine Gauthier-Guiche

commissioned by the project

mind the gap – Musik für Horn und Viola

duration: ca. 20 Min.
premiere: 19.10.2019
Annegret Mayer-Lindenberg
Delphine Gauthier-Guiche
Künstlerhaus Lauenburg/Elbe

The score is in C.

Viola

Please tune the instrument as follows:

(tune the 2nd string according to the 7th overtone of the 3rd string)



Microtonal signs

31 cent lower (7th overtone)

62 cent lower (the 7th Overtone on the 2nd string)

11th & 13th overtones

About the room, music stands and the movements

The violist plays standing with one music stand in front of her/him. She or he plays till measure 124 while having the score on the stand. After that the violist must turn, back facing the audience and play the rest of the piece by heart.

The horn player needs three music stands, the first one in front of her/him, the second one on the left side and the third one somewhere far away in the room, preferably where it could not be seen. The horn player needs a rotating stool or a chair without backrest, allowing her or him to turn while playing, having the bell of the horn in the direction of the audience. This results in a significant difference in the sound.

Please use the possibilities of the room creatively, finding the best place for the third music stand according to the acoustic and the visual aspects of the piece.

The violist must play on the right side of the hornist, very close but a bit behind her/him. Please follow the rest of the instructions as indicated in the pictures below:

Situation 1 – measure 1-68 & measure 95-99

Situation 2 – measure 69-94

Situation 3 – measure 100-109

The horn player stands up and continues playing (from memory) while walking slowly towards the third music stand. He or she can use the „rests“ for walking. Each note or phrase can be played in a fixed position, whereever she or he stops and stands still on the way to the third stand. In measure 107-109 the violist truns three time backwards and again to the front, imitating the turnings of the horn player. Please follow the cues in the score.

Situation 4 – measure 110-123

The horn player reaches the third music stand on measure 110 while the violist plays in the normal position faceing the audience up to measure 122. In measure 122-123 the violist turns two times backwards and to the front again.

Situation 5 – measure 124 to the end

The horn player plays at the third music stand.
In measure 124 the violist turns backwards and stays in this position, playing the rest of the piece by heart with her/his back to the audience.

For all the transitions (turnings) please follow these signs within the score:

The speed of turnung is very important. This is indicated by the length of the note, during which the musicians trun themselves.

into

composed for

mind the gap - Musik für Horn und Viola

Farzia Fallah
2019

♩ ≈ 35

playing into each other, like one body flowing
breit, rund und warm, ohne Ecken



©Farzia Fallah, 2019, Köln


15
Vla.
Hrn.
reduce the finger pressure
Flg. III
Flg. IV
turn left, so that the bell of the horn looks directly to the audience
turn back calmly
nicht schmetternd
fill the room
18
intonation with horn
[F7]
[As7]
21
intonation with horn
go into the string
reduce fng. press.
Flg. II
[G7]
[G11]
[As10]
as far as possible
24
more finger pressure
more fng. press.

27

Vla.

with a lot of bow

ord.

st.

ord.

Flg.

Hrn.

turn lefts, so that the bell of the horn looks directly to the audience

[As7]

turn back calmly

die Resonanz des Raumes erwecken

31

Vla.

more fng. press.

Hrn.

softly, like a silk cushion

[B7]

tänzerisch [Fis 9 7 10]

change the vowel

35

Vla.

more fng. press.

Hrn.

beautifully

[F10]

[F11]

as before

tänzerisch [F11 10] [As4 9] [B7] [As10] [A3]

38

Vla.

into the string

with a heavy bow

with a heavy bow

poco st.

Hrn.

[A11]

poco vib.

like siting on a silk cushion

softly

[As12]

[As11]

42

Vla.

msp. st. II I III with a heavy bow legato III IV ord. as far as possible with a heavy bow legato II III vib. non vib. st. II I III ord. vib. non vib. st.

mf *ff* *ff* *ff* *ff*

Hrn.

Halbventil [G14] sing [G13] Halbventil

f *p* *mf*

45

Vla.

with a heavy bow st. ord. st. ord. legato III IV legato I II as far as possible legato III IV. into the sound III II I legato

ffp *ffp* *ff* *ff* *ff* *f* *ff*

Hrn.

mf *ff p* *ff* *ff*

48

Vla.

II I msp. st. kerniger Klang, with a heavy bow legato ord. vib. non vib. sp.

ff

Hrn.

Halbventil

ff *f* *mf*

51

Vla.

ord. st. vib. non vib. vib. non vib. similar color like Horn (st.)

pp

Hrn.

(intonation same as Viola) Halbventil change the vowel very slowly, two or three times

mp *(m)f*

54

Vla.

Hrn.

[B8] tänzerisch

[As9]

58

Vla.

Hrn.

[Ges10]

tänzerisch

[G11 12] [F11 10]

62

Vla.

molto vib. non vib.

Flg. Flg.

sp.

poco vib.

Hrn.

(intonation same as Viola)

change the vowel

[B11]

vib. non vib.

(*) please find a way making the glissando possible till **F** - thanks a lot

66

st. ord.

Vla.

Hrn.

[As11]

Halbventil

Halbventil


69
Vla.
Hrn.
more finger pressure
music stand 2
play at the music stand 2 till measure 96
72
II poco vib.
ord.
vib. non vib.
tänzerisch
[A7]
[G8]
[F9]
[D11]
(intonation same as Viola)
76
turn just lightly to the hornist
find your own position again
poco vib.
play intimately molto legato
[B9]
[As10]
[G11]
79
st.
msp.
mst.

82

Vla.

Hrn.

more finger pressure

reduce fng. press.

turn to the music stand 1

turn back to the music stand 2

[A7]

86

legato

vib.

st.

non vib.

ord.

less fng. press.

Halbventil

91

with a heavy bow
going into the string

st.

poco vib.

non vib.

[A11]

[A12]

94

with a heavy bow

mst.

ord.

Flg.

music stand 1

[A13]

play at the music stand 1 till measure 99

have the damper ready

beautifully high, calmly dancing on a fine string

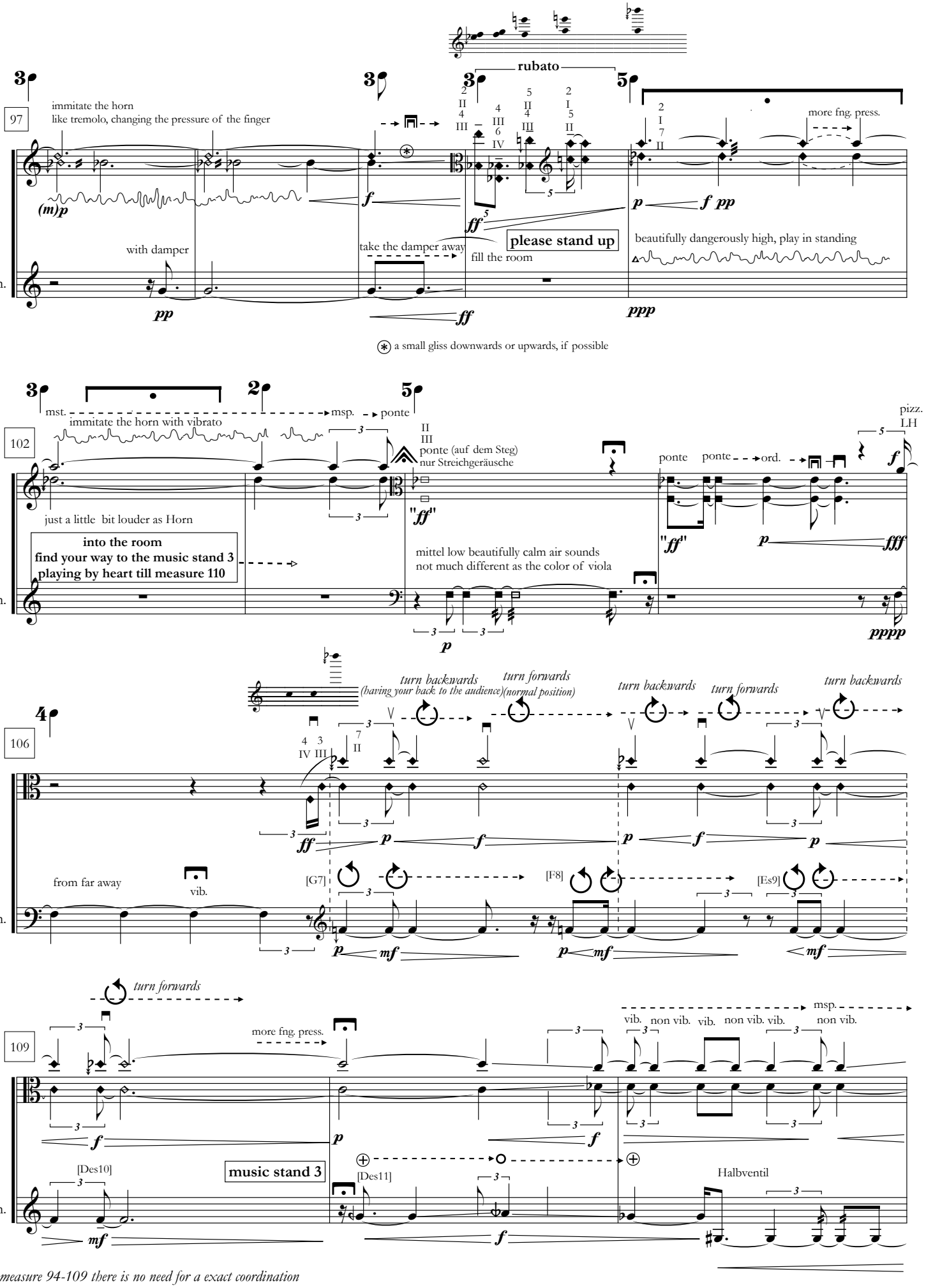

In measure 94-109 there is no need for a exact coordination
just follow each other and wait during the fermata in meaasure 110, if necessary
be exactly together again from measure 110

112

Vla.

st. msp. ord. ord./ poco sp. ponte

(m)f fpp ff pp

Hrn.

change the vowel Halbventil

(m)f ff mf f ff ppp

hear the echo of the room fill the space

115

Vla.

from far away like a far memory

pp

Hrn.

Halbventil

reaching the very far away and one more try

fff fff

119

Vla.

ponte ponte ord. more fng. press. st. ord.

"f" f ff

Hrn.

very calm Halbventil change the vowel singing the note like a far memory singing playing

pp mf

playing with a similar color like a far memory

p

122

Vla.

turn backwards *turn forwards* *turn backwards* *turn forwards* *turn back completely standing with your back to the audience please play the rest of the piece by heart*

mst. ord. (mst.) ord. msp. ord.

mf ff p

Hrn.

like siting on a silk cushion

[Fis11] vib. non vib. singing playing

mf mf mf mf f f p


125
Vla.
Hrn.
as far as possible
searching & catching
the higher harmonics
msp.
if possible please cross the fingers
[3 8 13 5]
fff
(m)p
fff


129
Vla.
Hrn.
reach the note of the Horn with a small gliss from
above or below, immitating it with vibrato
vib.
msp.
(the same note as before)
sp.
lightly
for a very short moment go beyond
the bridge, like a far memory
ponte
pppp
p
ff
low beautifully calm air sounds
ff
ff


133
Vla.
Hrn.
like a far memory
ponte
fill the space, reaching the very far away
into the sound
ponte
st.
ord.
"ff"
fff
invisible like a shadow
ff
ff
ppp


137
Vla.
Hrn.
tänzerisch
more
fng. press.
Flg.
f
p
fff
(intonation same as Viola)
vib.
ppp

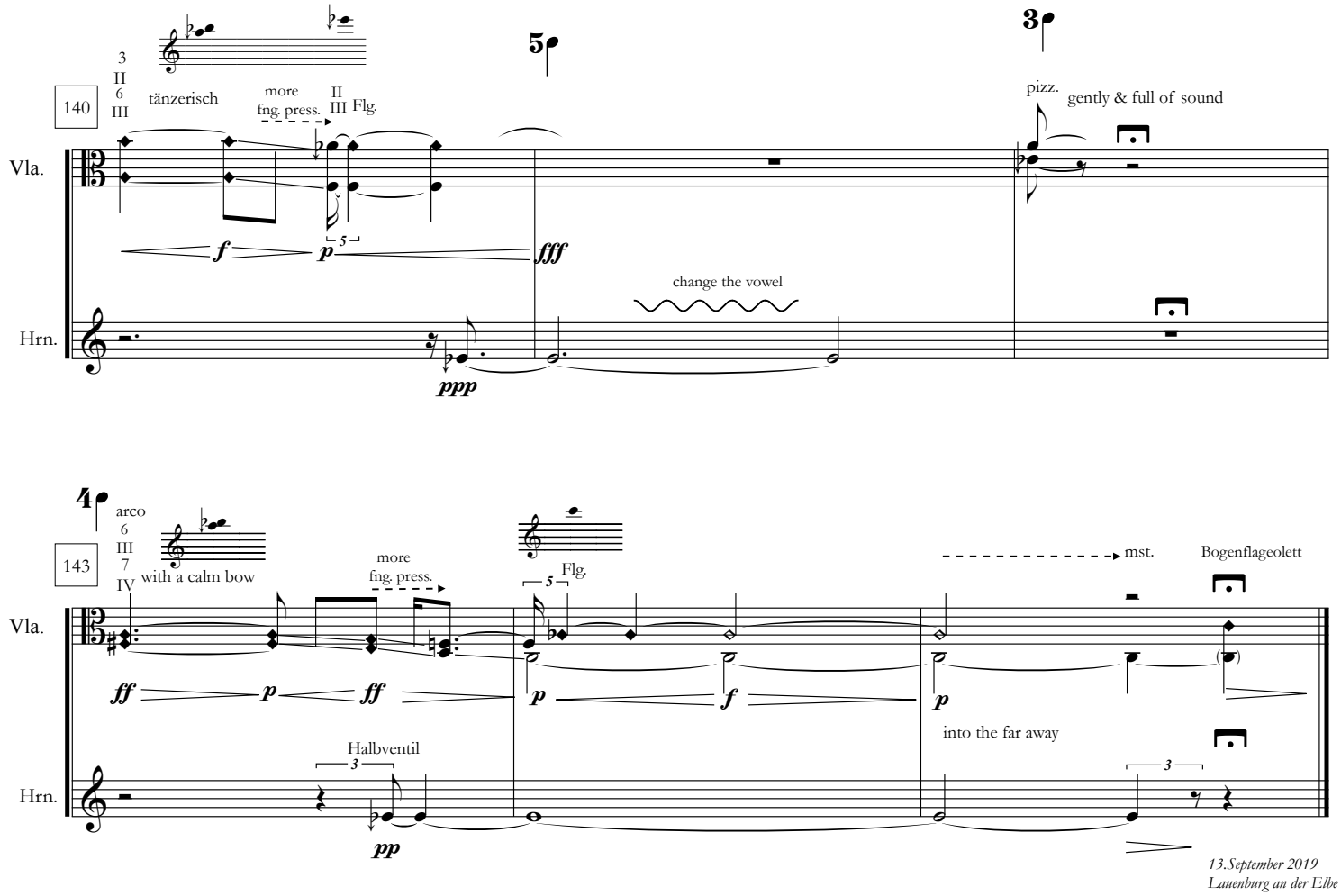
140
3
II
6
III
tänzerisch
more
fng. press.
II
III Flg.
5
3
pizz.
gently & full of sound
Vla.
f
p
fff
change the vowel
Hrn.
ppp
4
arco
6
III
7
IV
with a calm bow
143
more
fng. press.
Flg.
mst.
Bogenflageolett
Vla.
ff
p
ff
p
f
p
into the far away
Halbventil
Hrn.
pp
13.September 2019
Lauenburg an der Elbe